Census of India 2001

WHERE AND HOW PEOPLE LIVE ?

Data on Housing Stock, Household Amenities and Assets

Mizoram

Key Results

Office of the Registrar General &
Census Commissioner, India

Key results ….

MIZORAM

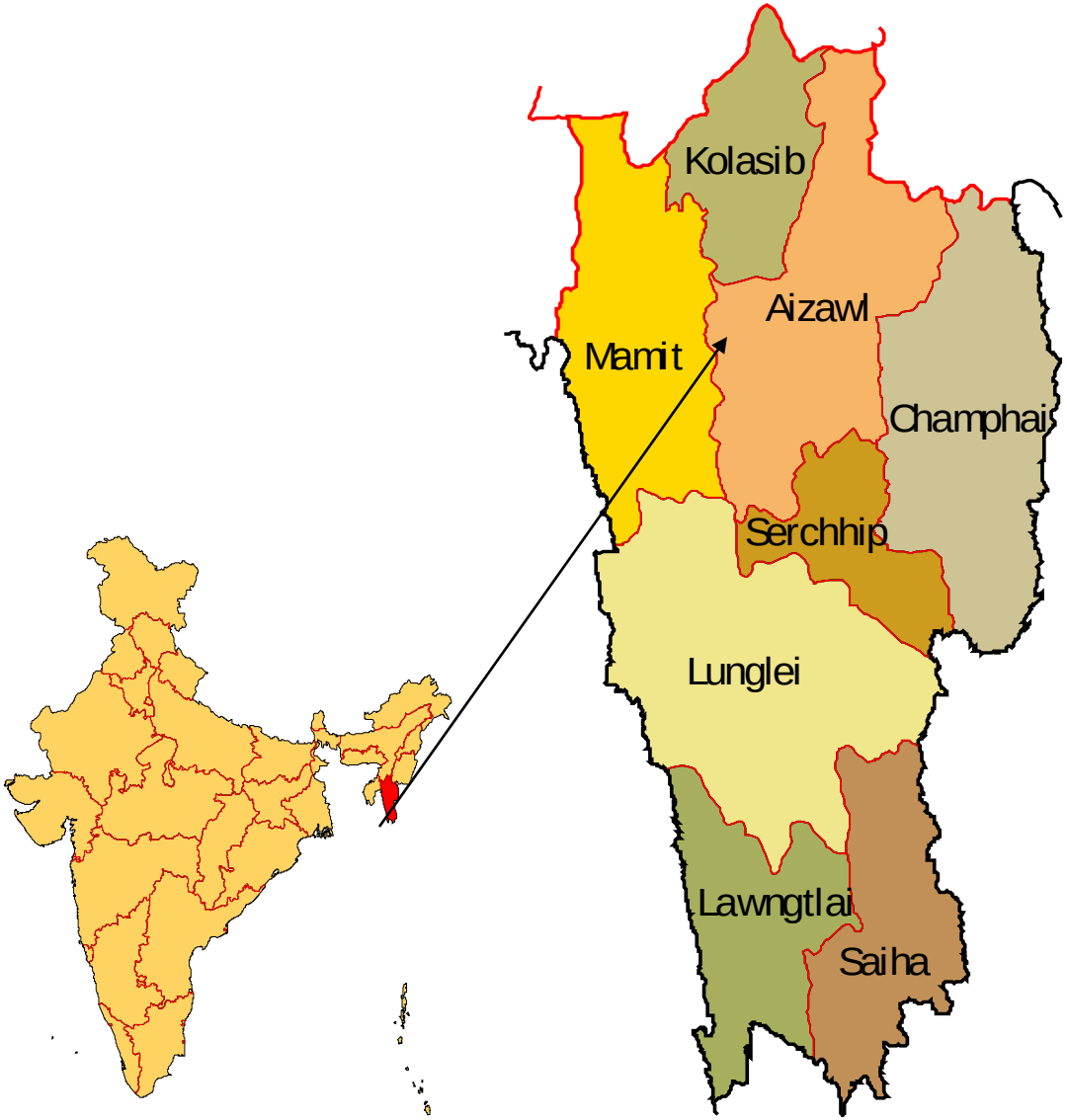

Source: Census of India 2001

Housing Stock – 2001, Mizoram

(In lakhs)

CENSUS HOUSES	RURAL	URBAN	TOTAL
TOTAL	0.9	1.0	1.9
OCCUPIED	0.9	0.9	1.8
RESIDENTIAL	0.8	0.8	1.6
NON-RESIDENTIAL	0.1	0.1	0.2
VACANT	0.0	0.0	0.1
HOUSEHOLDS	0.8	0.8	1.6

Source: Census of India 2001

Proportion of households by material of roof , Mizoram

(in %)

	Kutcha	Pucca
Total	23.3	76.7
Rural	37.6	62.4
Urban	9.4	90.6

Kutcha material:

Grass, leaves, reeds, bamboo, mud, un-burnt bricks, wood, plastic or polythene

Source: Census of India 2001

Proportion of households by material of floor, Mizoram

(in %)

	Kutcha	Pucca
Total	82.5	17.5
Rural	95.5	4.5
Urban	69.9	30.1

Kutcha material:
Mud, wood, bamboo, logs

Source: Census of India 2001

Proportion of households with no exclusive room, one room, two rooms and more than two rooms, Mizoram

(in %)

Total/ Rural/ Urban	No exclusive room	One room	Two rooms	More than two rooms
Total	1.8	27.8	41.4	29.0
Rural	2.4	34.6	41.9	21.1
Urban	1.2	21.2	41.0	36.7

Source: Census of India 2001

Proportion of households by tenure status

(in %)

Total/ Rural/ Urban	Owned		Rented		Other	
	India	Mizoram	India	Mizoram	India	Mizoram
Total	87	69	10	29	3	2
Rural	94	88	4	10	2	2
Urban	67	50	28	47	5	3

Source: Census of India 2001

Drinking water sources

(in %)

Sources	India	Mizoram
Tap	36.7	31.9
Hand pump/Tube well	41.2	4.0
Well	18.2	2.0
Any other	3.9	62.1

	HIGH	LOW
Tap	Aizwal (43.5)	Mamit (3.6)
Hand pump / Tube well	Kolasib (6.9)	Mamit (2.0)
Well	Saiha (6.7)	Lunglei (0.6)

Source: Census of India 2001

MIZORAM
SUB-DISTRICTS
PERCENTAGE OF HOUSEHOLDS BY SOURCE OF DRINKING WATER
2001
(TAP)

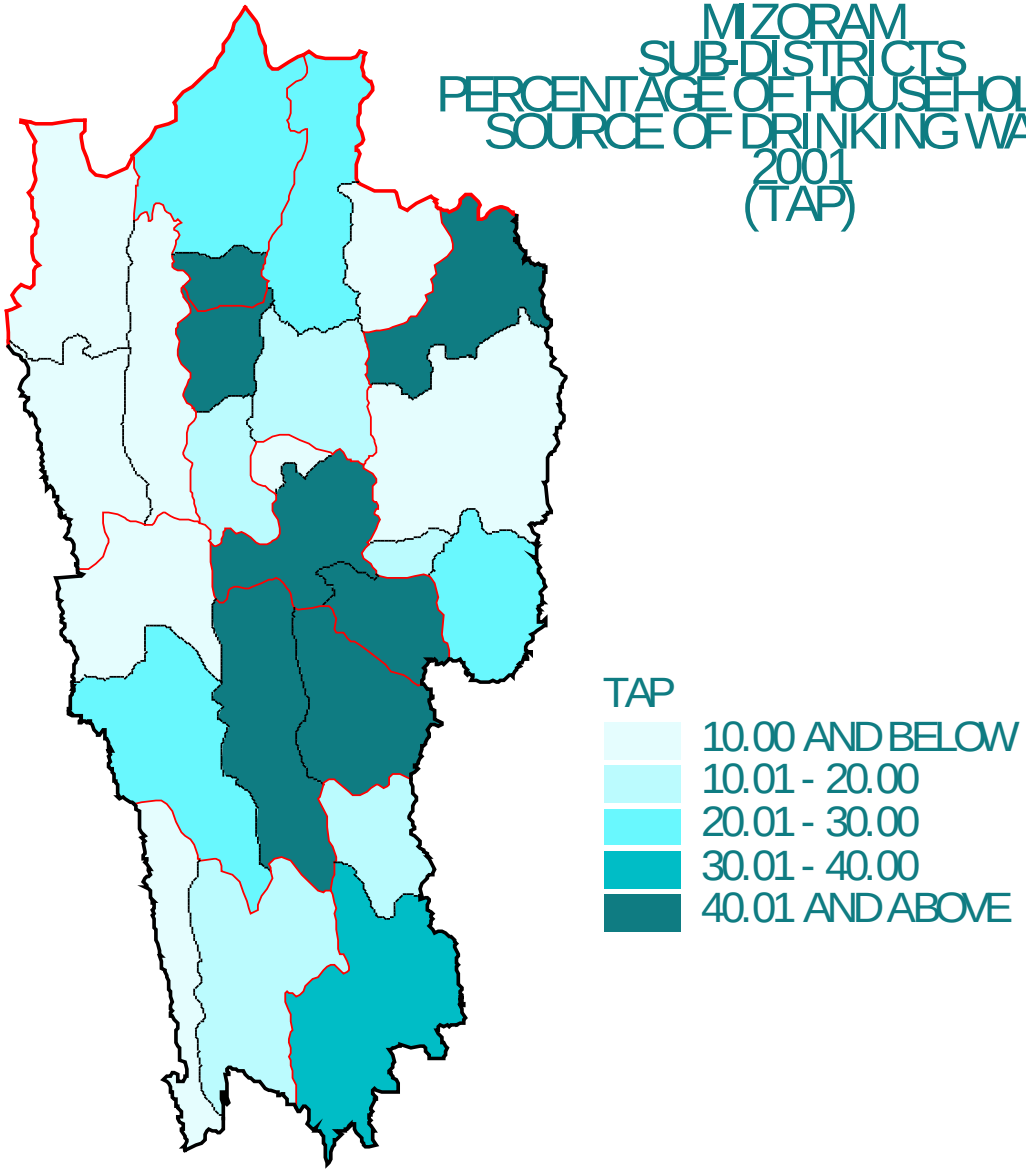

Source: Census of India 2001

MIZORAM
SUB-DISTRICTS
PERCENTAGE OF HOUSEHOLDS BY SOURCE OF DRINKING WATER
2001
(HANDPUMP/TUBEWELL)

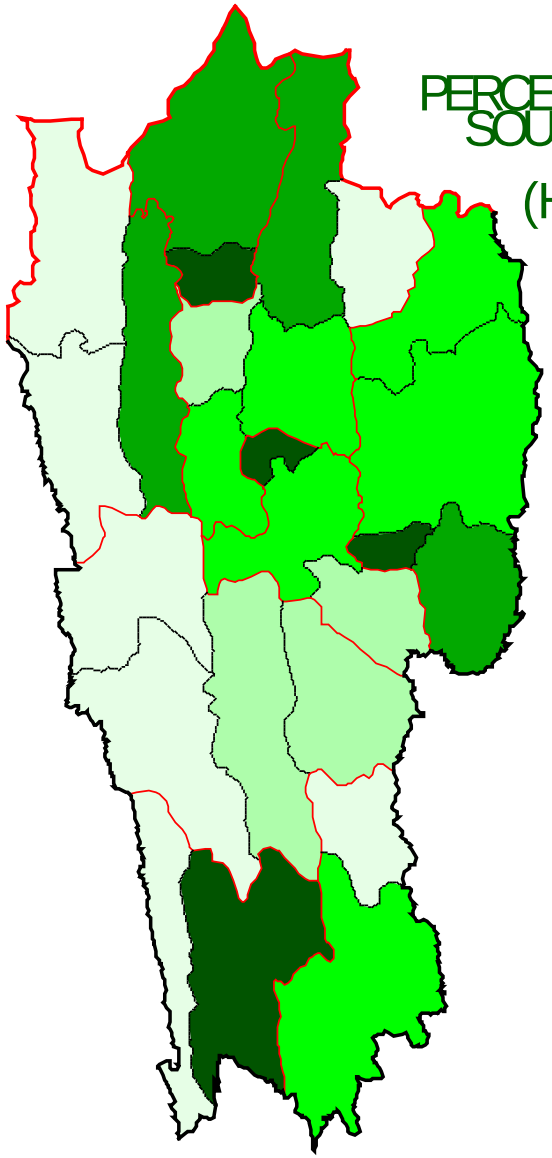

HANDPUMP/TUBEWELL

- 2.00 AND BELOW
- 2.01 - 4.00
- 4.01 - 6.00
- 6.01 - 8.00
- 8.01 AND ABOVE

Source: Census of India 2001

MIZORAM
SUB-DISTRICTS
PERCENTAGE OF HOUSEHOLDS BY SOURCE OF DRINKING WATER
2001
(WELL)

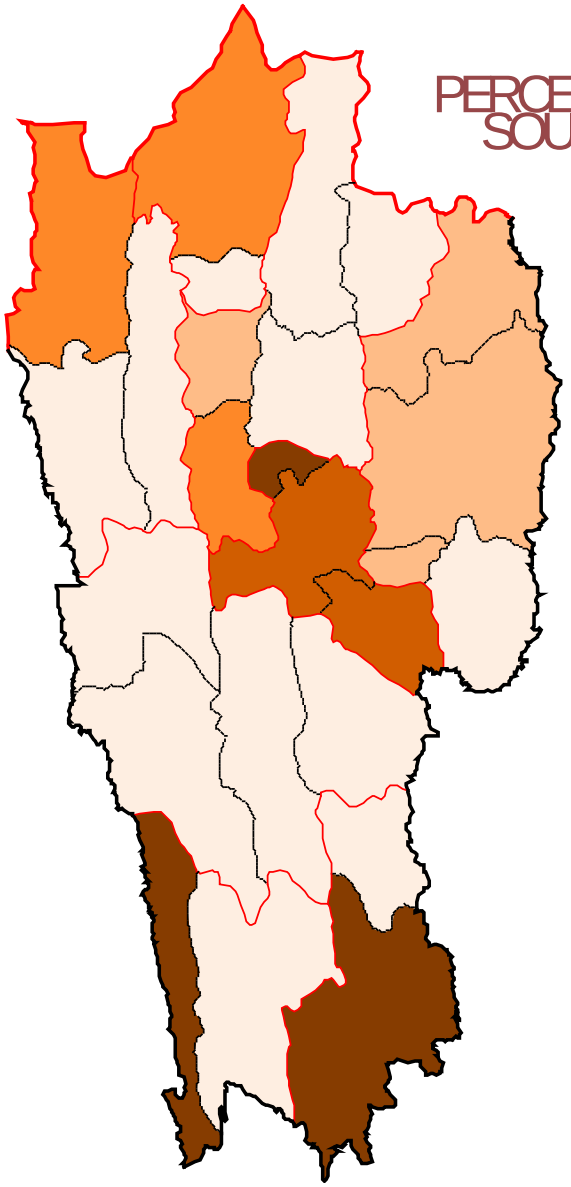

WELL

- 1.00 AND BELOW
- 1.01 - 2.00
- 2.01 - 3.00
- 3.01 - 4.00
- 4.01 - 17.00

Source: Census of India 2001

Proportion of households having drinking water source within premises

(in %)

Sources	India	Mizoram
Tap	56.7	84.6
Well	13.3	0.7

	HIGH	LOW
Tap	Aizwal (90.5)	Mamit (2.8)
Well	Saiha (5.2)	Lunglei (0.2)

Source: Census of India 2001

MIZORAM
SUB-DISTRICTS
PERCENTAGE OF HOUSEHOLDS BY SOURCE OF DRINKING WATER
2001
(WITHIN PREMISES)

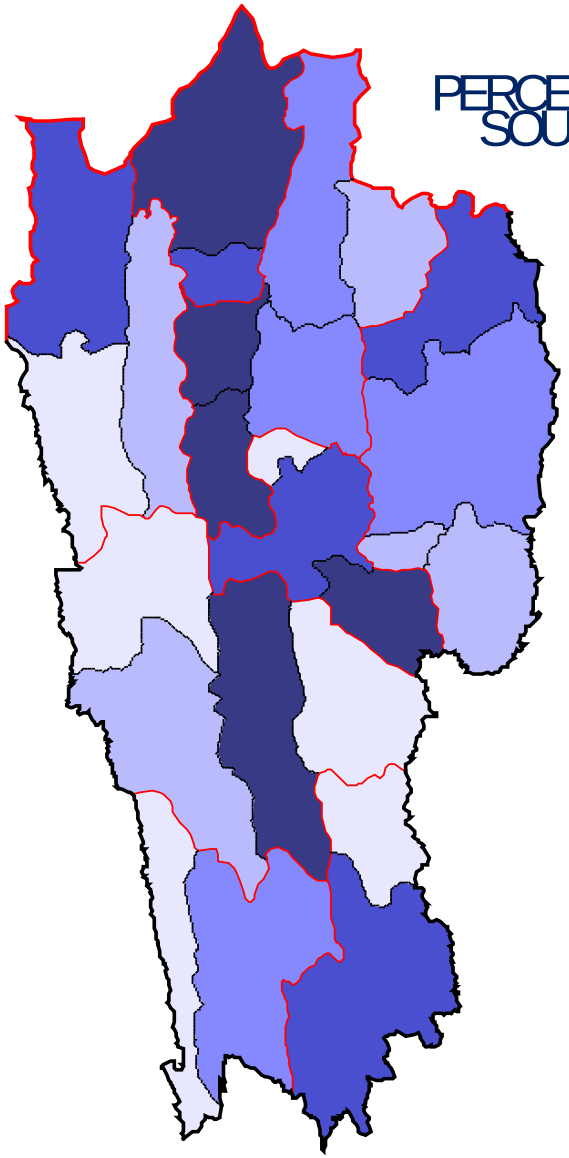

WITHIN PREMISES
- 3.00 AND BELOW
- 3.01 - 6.00
- 6.01 - 9.00
- 9.01 - 12.00
- 12.01 AND ABOVE

Source: Census of India 2001

Source of lighting
Mizoram, 2001

Source of lighting	India		Mizoram	
	Households (in lakhs)	%	Households (in lakhs)	%
Electricity	1,072.1	55.8	1.5	69.6
Kerosene	831.3	43.3	0.5	28.7
Solar Energy	5.2	0.3	0.0	0.5
Other Oil	1.8	0.1	0.0	0.1
Any Other	3.1	0.1	0.0	0.6
No Lighting	6.1	0.3	0.0	0.4

Source: Census of India 2001

MIZORAM
SUB-DISTRICTS
PERCENTAGE OF HOUSEHOLDS BY SOURCE OF LIGHTING 2001 (ELECTRICITY)

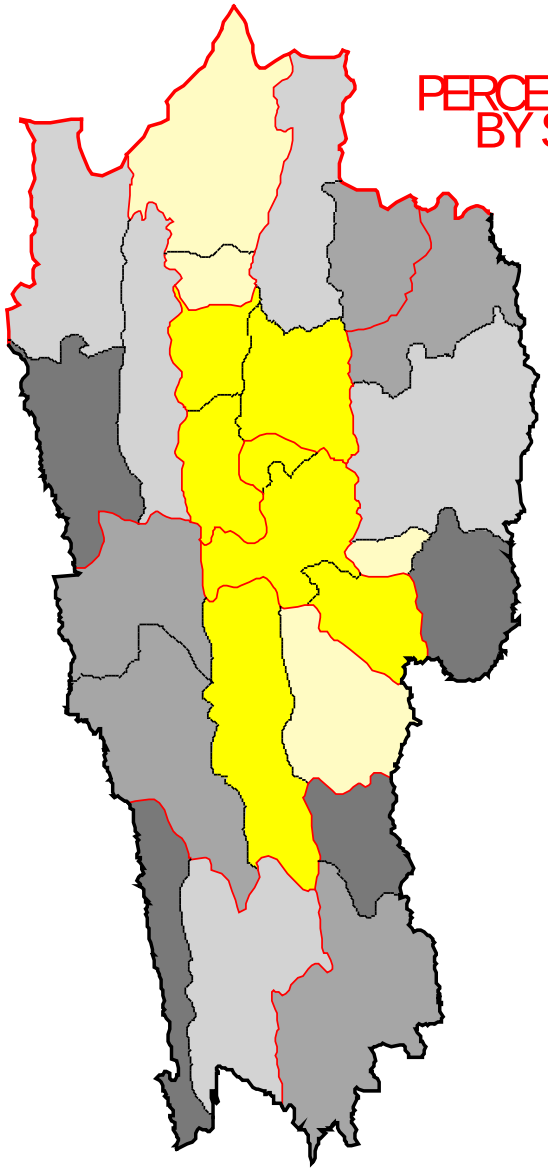

ELECTRICITY
- 25.00 AND BELOW
- 25.01 - 45.00
- 45.01 - 65.00
- 65.01 - 85.00
- 85.01 AND ABOVE

Source: Census of India 2001

MIZORAM
SUB-DISTRICTS
PERCENTAGE OF HOUSEHOLDS BY SOURCE OF LIGHTING 2001 (KEROSENE)

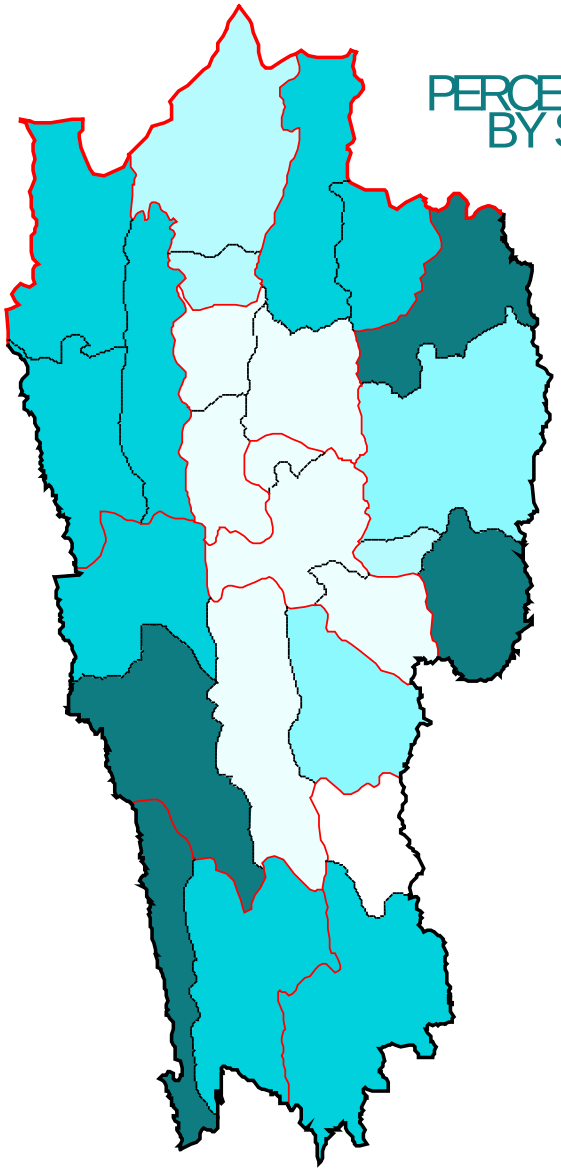

KEROSENE

- 15.00 AND BELOW
- 15.01 - 30.00
- 30.01 - 45.00
- 45.01 - 60.00
- 60.01 AND ABOVE

Source: Census of India 2001

(in %)

Proportion of households having bathroom, no drainage connectivity and no latrine – 2001			
	Bathroom	No drainage connectivity	No latrine
INDIA			
Total	36.1	53.6	63.6
Rural	22.8	65.8	78.1
Urban	70.4	22.1	26.3
Mizoram			
Total	51.2	55.8	11.0
Rural	37.3	75.2	20.3
Urban	64.8	37.0	2.0

Source: Census of India 2001

MIZORAM
SUB-DISTRICTS
PERCENTAGE OF HOUSEHOLDS HAVING BATHROOM 2001 (WITHIN THE HOUSE)

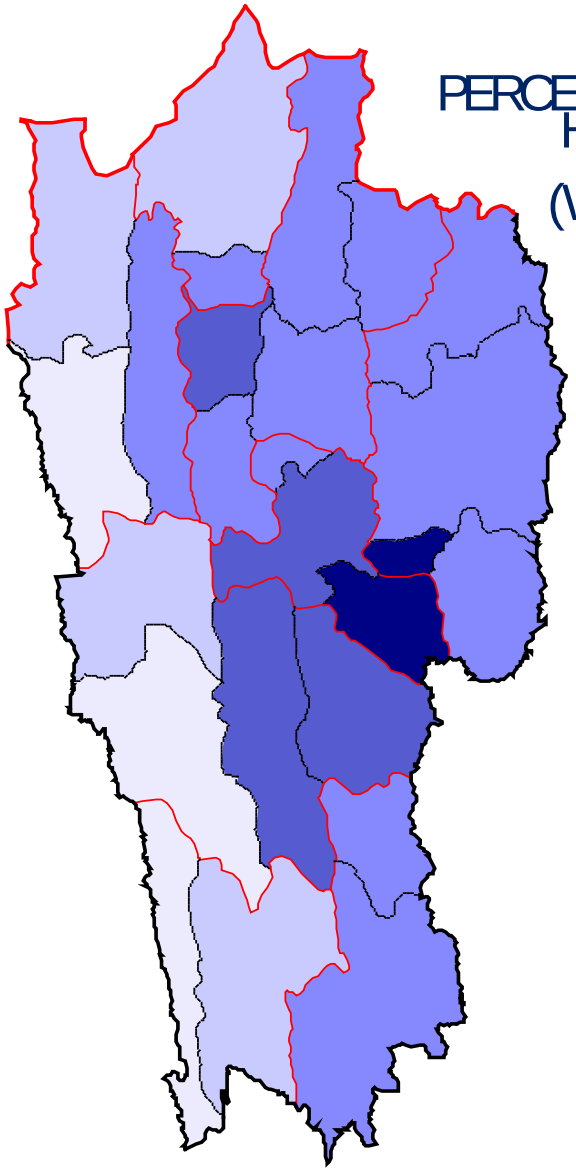

BATHROOM

- 25.00 AND BELOW
- 25.01 - 40.00
- 40.01 - 55.00
- 55.01 - 70.00
- 70.01 AND ABOVE

Source: Census of India 2001

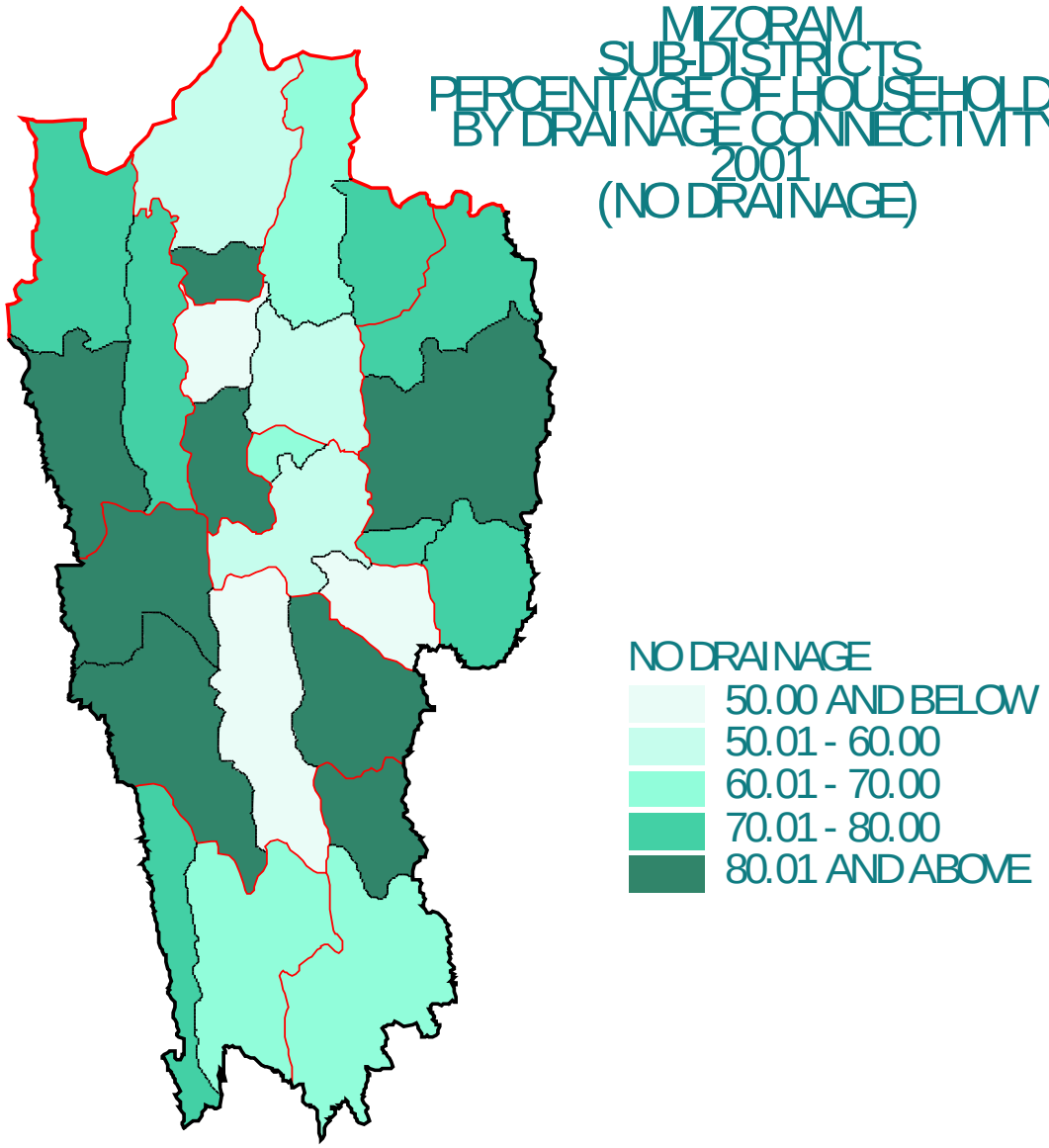

Source: Census of India 2001

MIZORAM
SUB-DISTRICTS
PERCENTAGE OF HOUSEHOLDS HAVING LATRINE
2001
(WITHIN THE HOUSE)

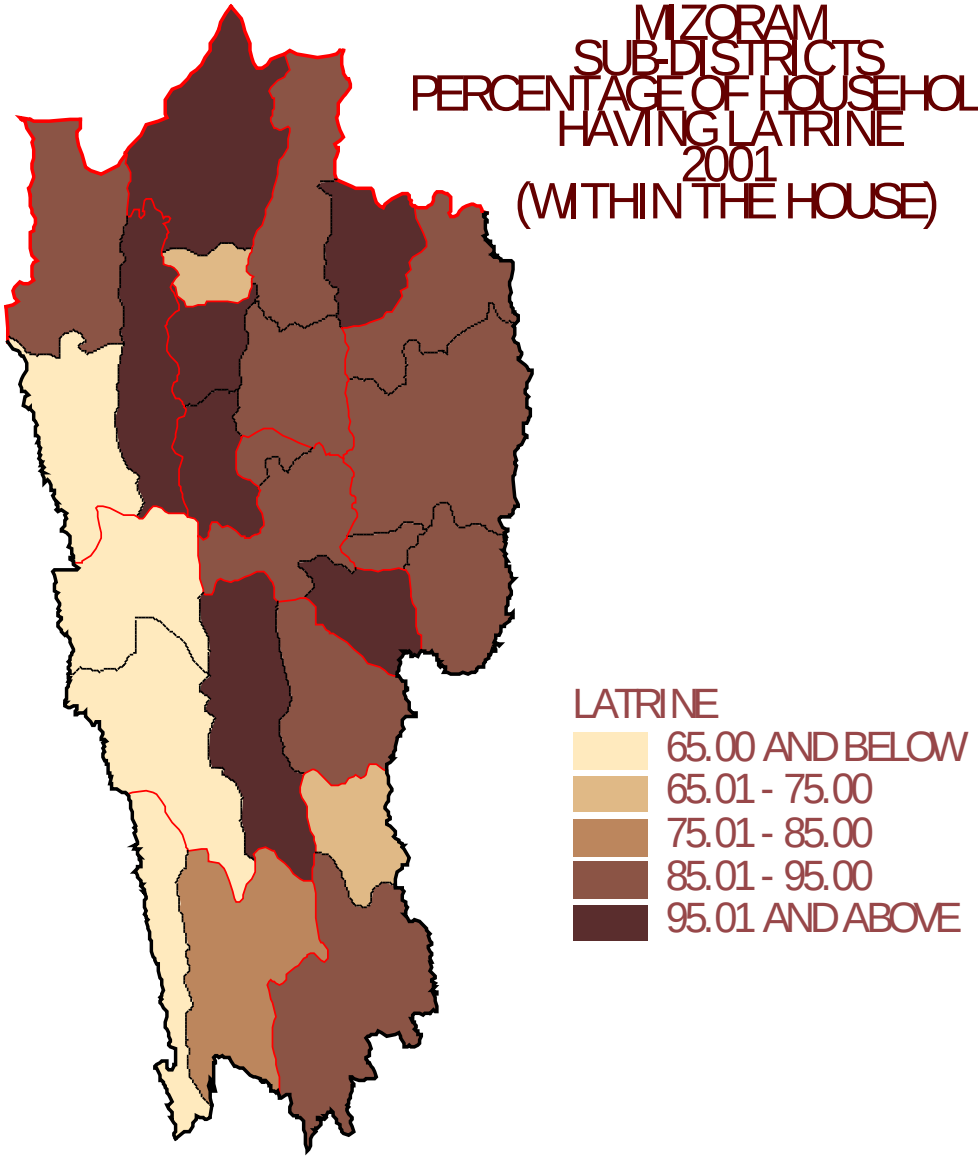

Source: Census of India 2001

(in %)

Percentage of households having separate kitchen within the house – 2001		
	India	Mizoram
Total	64.0	90.1
Rural	59.4	86.6
Urban	76.0	93.5

(in %)

Percentage of household by major source of fuel used for cooking – 2001						
	Major fuel used for cooking					
	Fire wood		LPG		Kerosene	
	India	Mizoram	India	Mizoram	India	Mizoram
Total	52.5	55.4	17.5	37.6	6.5	5.3
Rural	64.1	89.5	5.7	8.0	1.6	1.0
Urban	22.7	22.3	48.0	66.5	19.2	0.4

Source: Census of India 2001

MIZORAM
SUB-DISTRICTS
PERCENTAGE OF HOUSEHOLDS HAVING KITCHEN
2001
(WITHIN THE HOUSE)

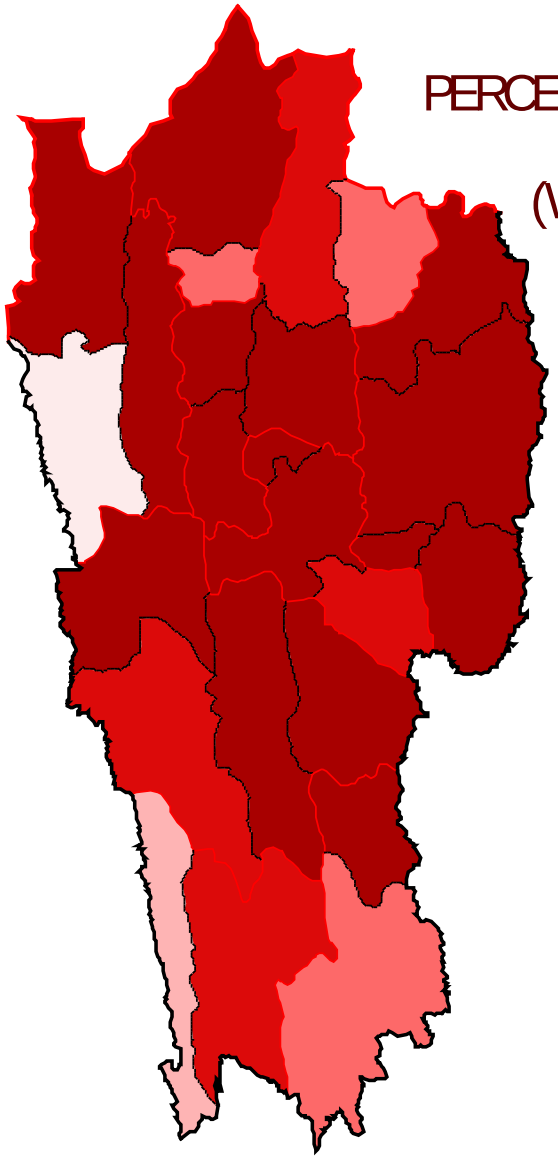

KITCHEN

- 75.00 AND BELOW
- 75.01 - 80.00
- 80.01 - 85.00
- 85.01 - 90.00
- 90.01 AND ABOVE

Source: Census of India 2001

MIZORAM
SUB-DISTRICTS
PERCENTAGE OF HOUSEHOLDS BY SOURCE OF FUEL FOR COOKING
2001
(FIREWOOD)

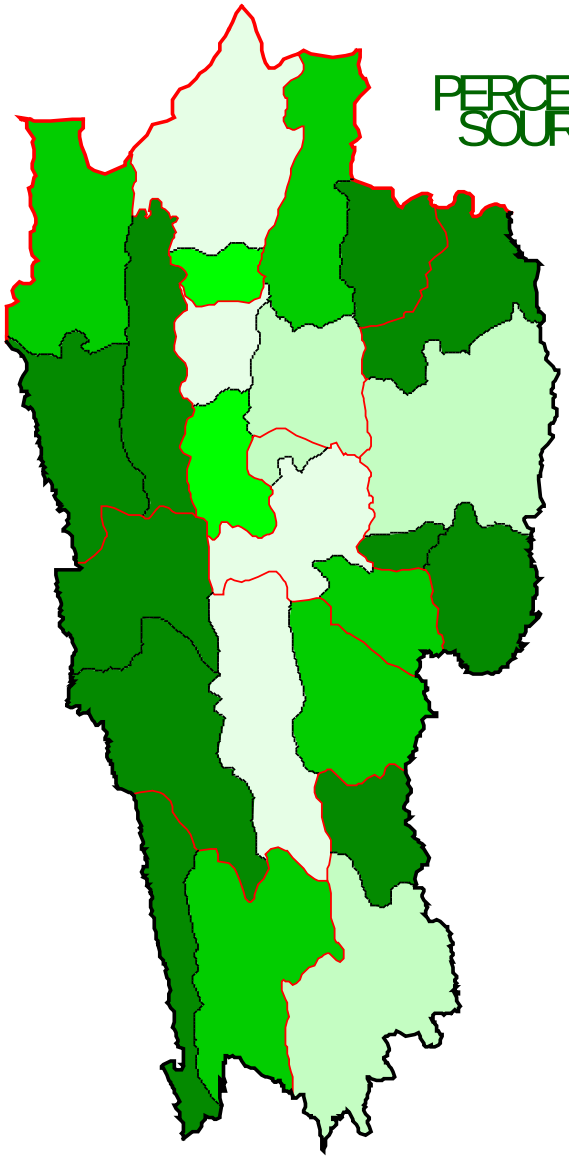

FIREWOOD

- 60.00 AND BELOW
- 60.01-70.00
- 70.01-80.00
- 80.01-90.00
- 90.01 AND ABOVE

Source: Census of India 2001

MIZORAM
SUB-DISTRICTS
PERCENTAGE OF HOUSEHOLDS BY SOURCE OF FUEL FOR COOKING
2001
(KEROSENE)

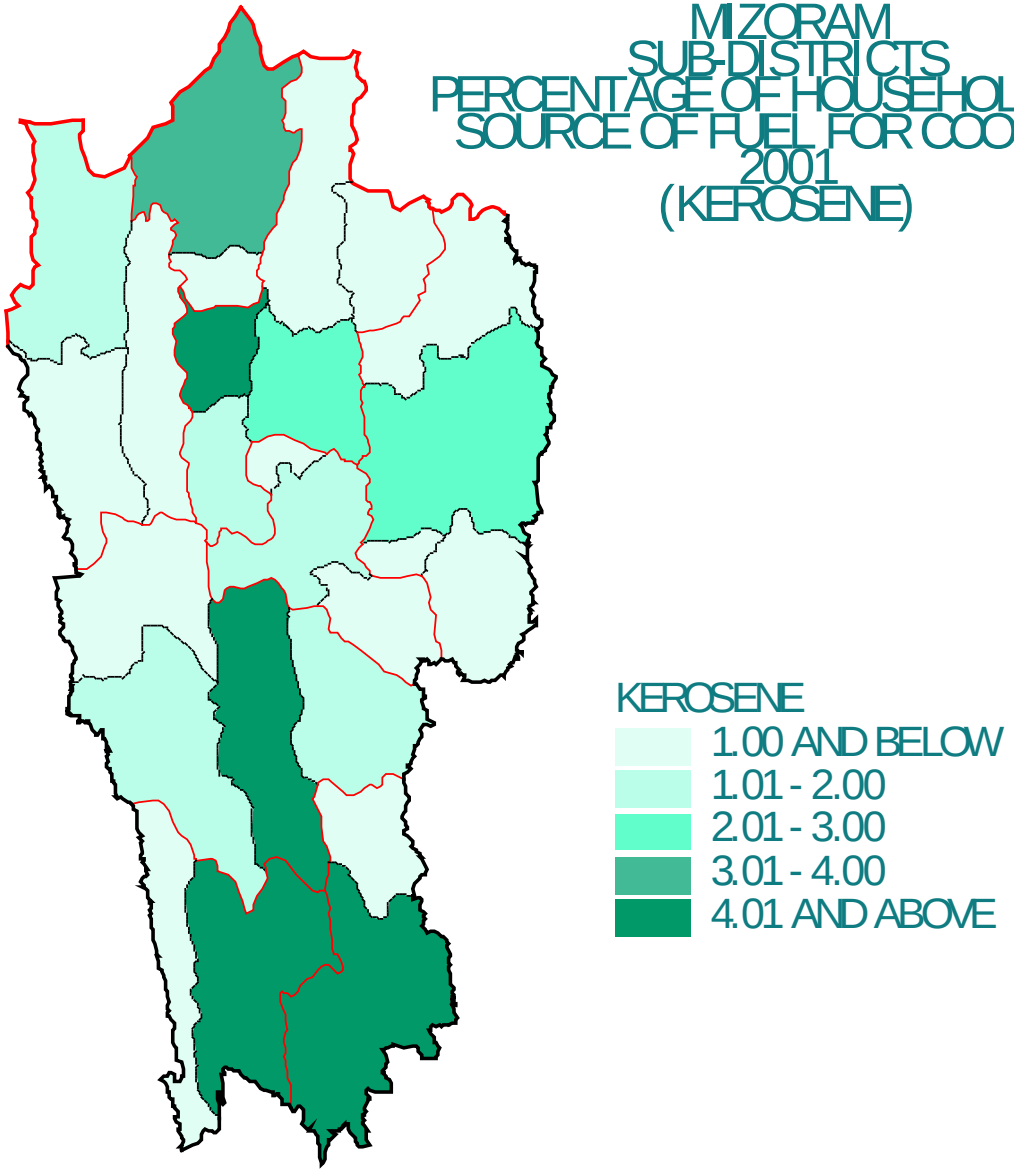

Source: Census of India 2001

MIZORAM
SUB-DISTRICTS
PERCENTAGE OF HOUSEHOLDS BY SOURCE OF FUEL FOR COOKING
2001
(LPG)

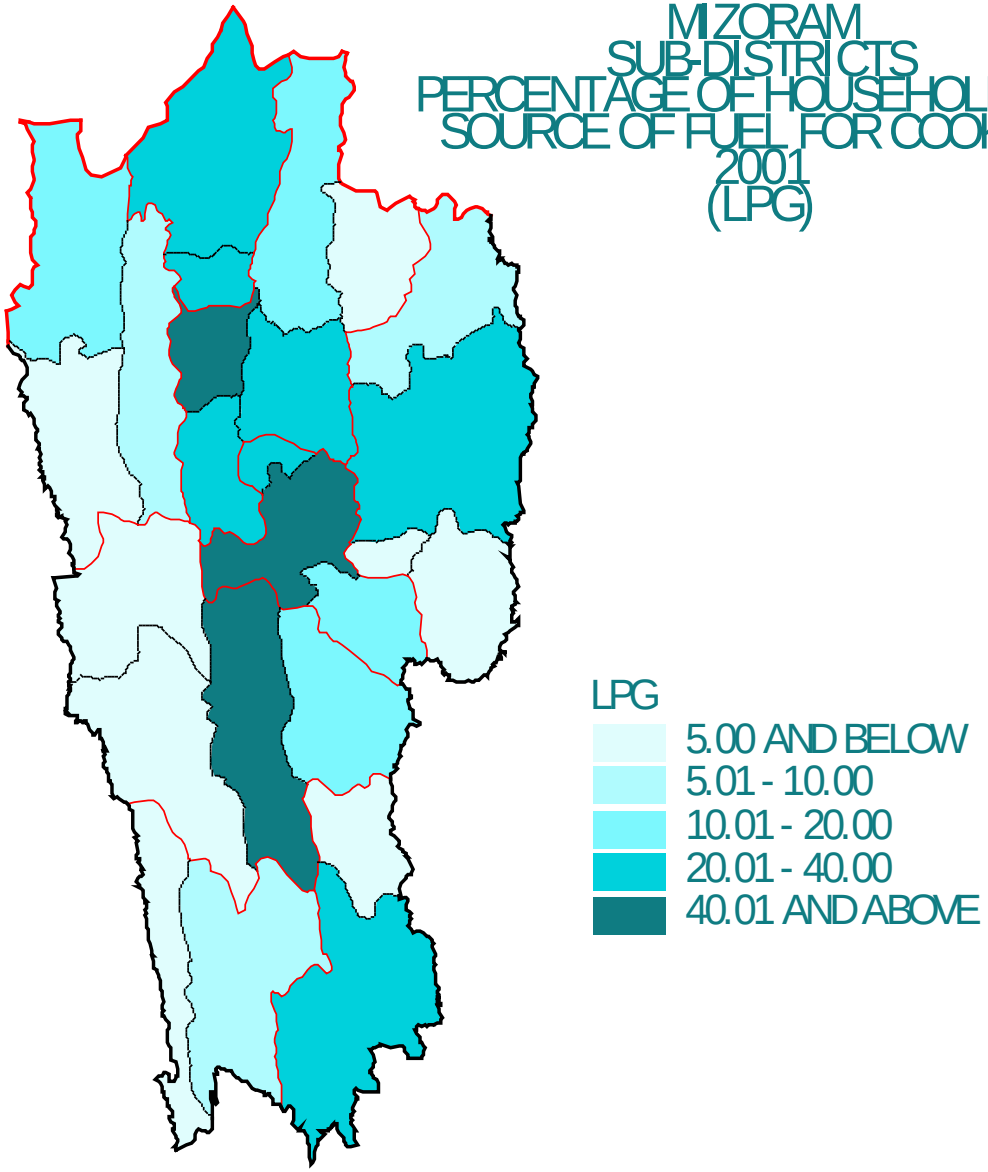

Source: Census of India 2001

Proportion of households availing banking services having each of the specified asset

(in %)

	India	Mizoram
Availing banking services	35.5	31.8
Assets available:		
Radio, Transistor	35.1	42.0
Television	31.6	20.4
Telephone	9.1	14.1
Bicycle	43.7	3.1
Scooter, etc	11.7	6.2
Car, jeep, van	2.5	3.4
No asset	34.5	50.9

Source: Census of India 2001

MIZORAM
PERCENTAGE OF HOUSEHOLDS AVAILING BANKING SERVICES 2001 (DISTRICTS)

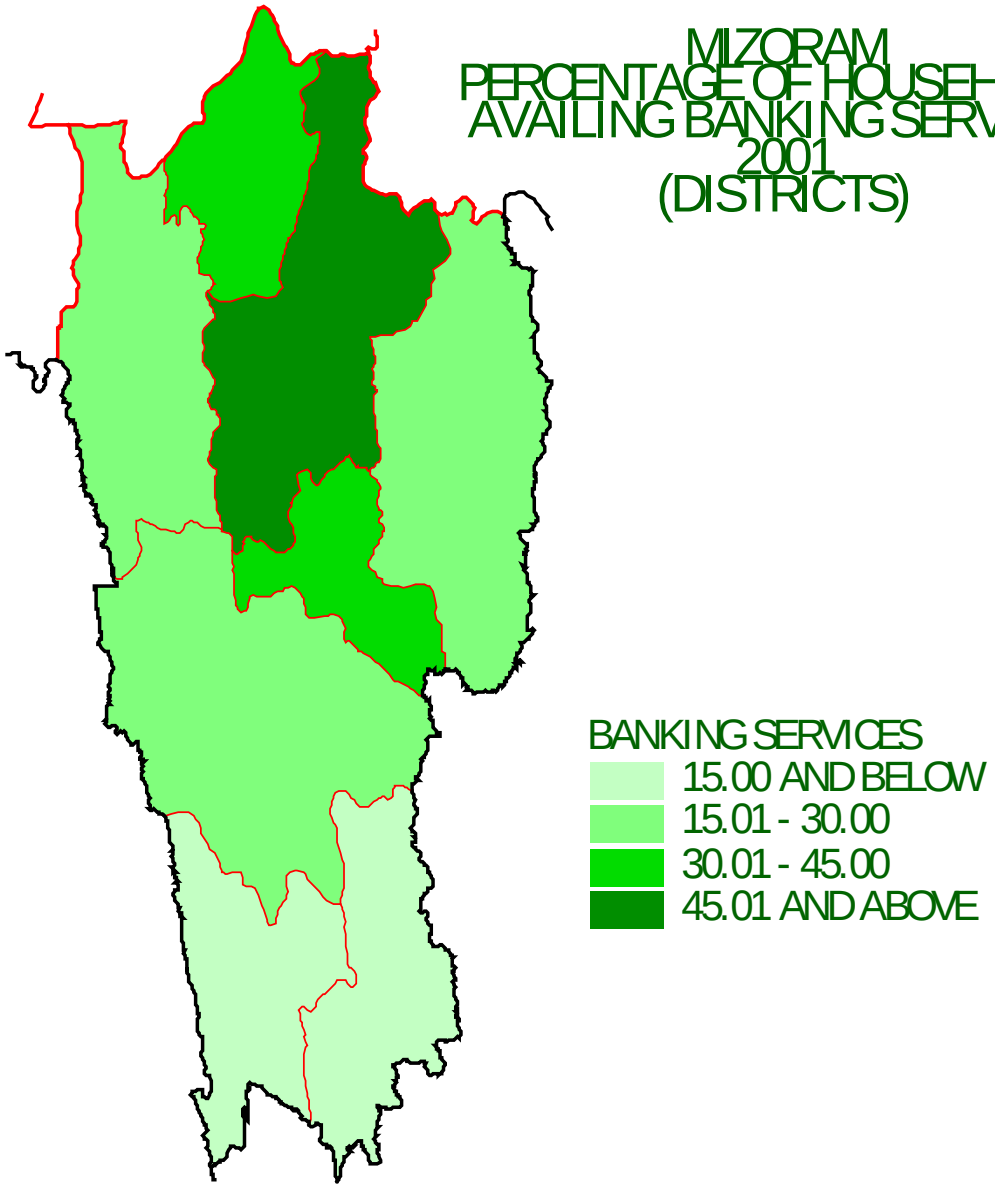

Source: Census of India 2001

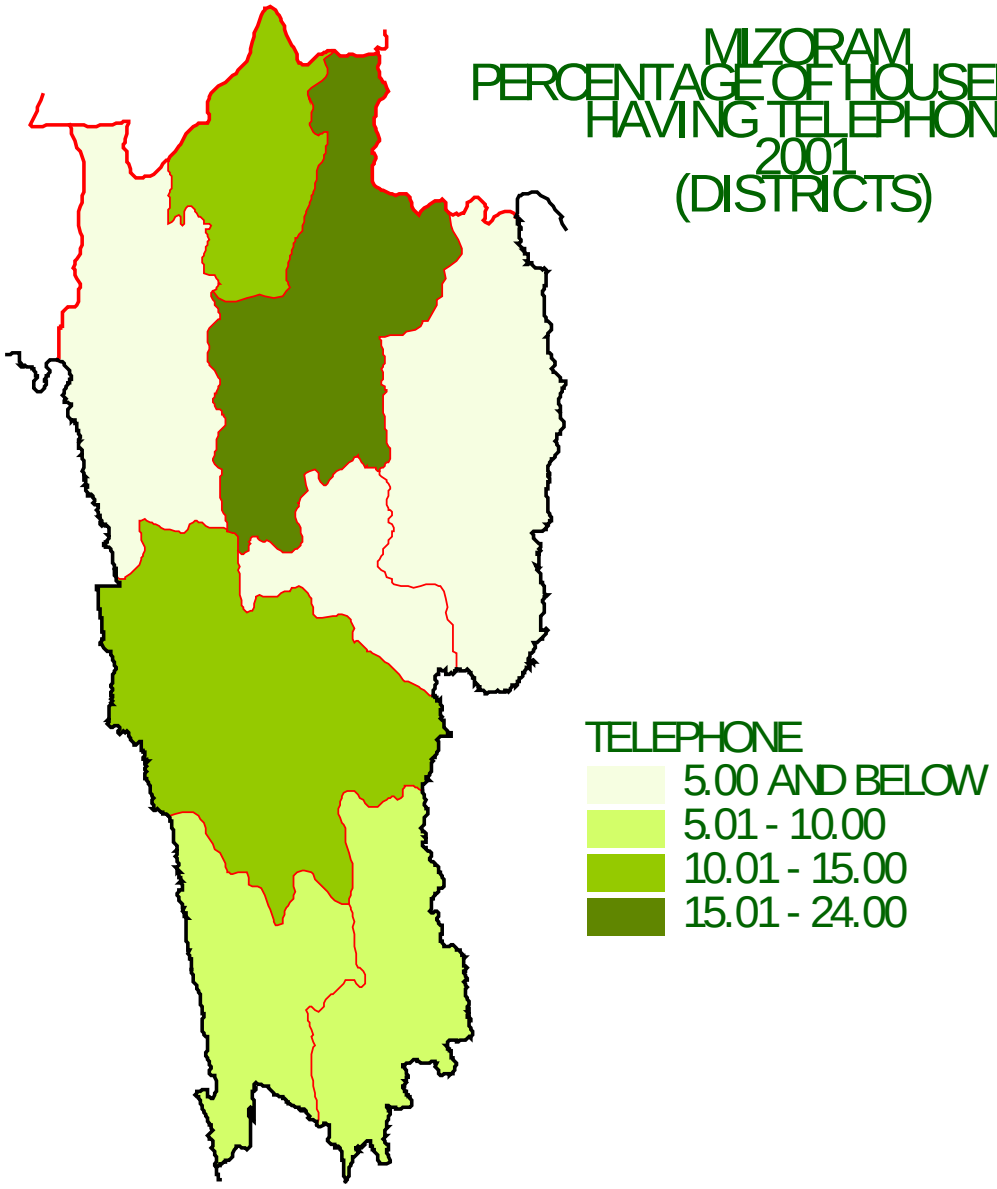

Source: Census of India 2001

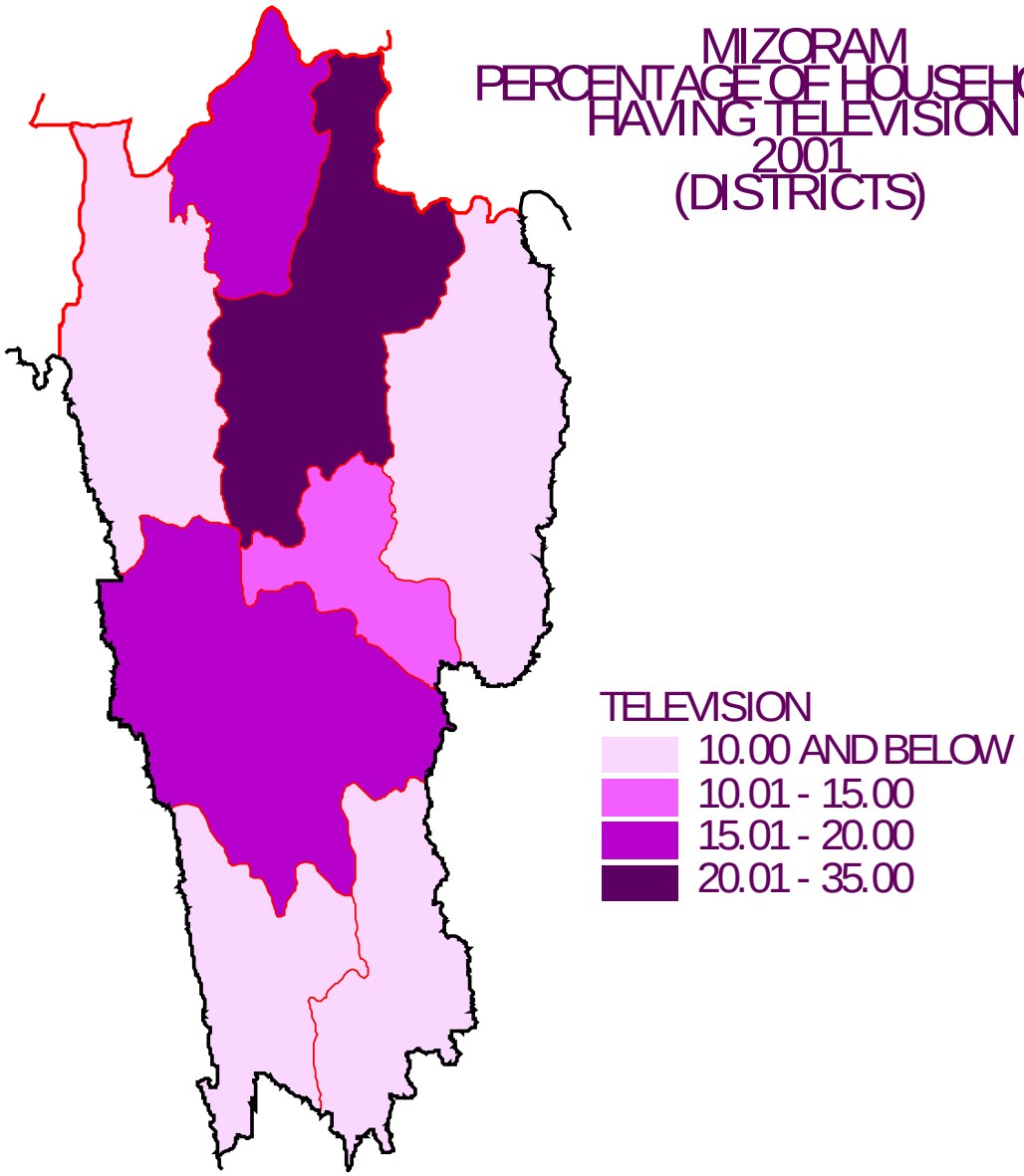

Source: Census of India 2001

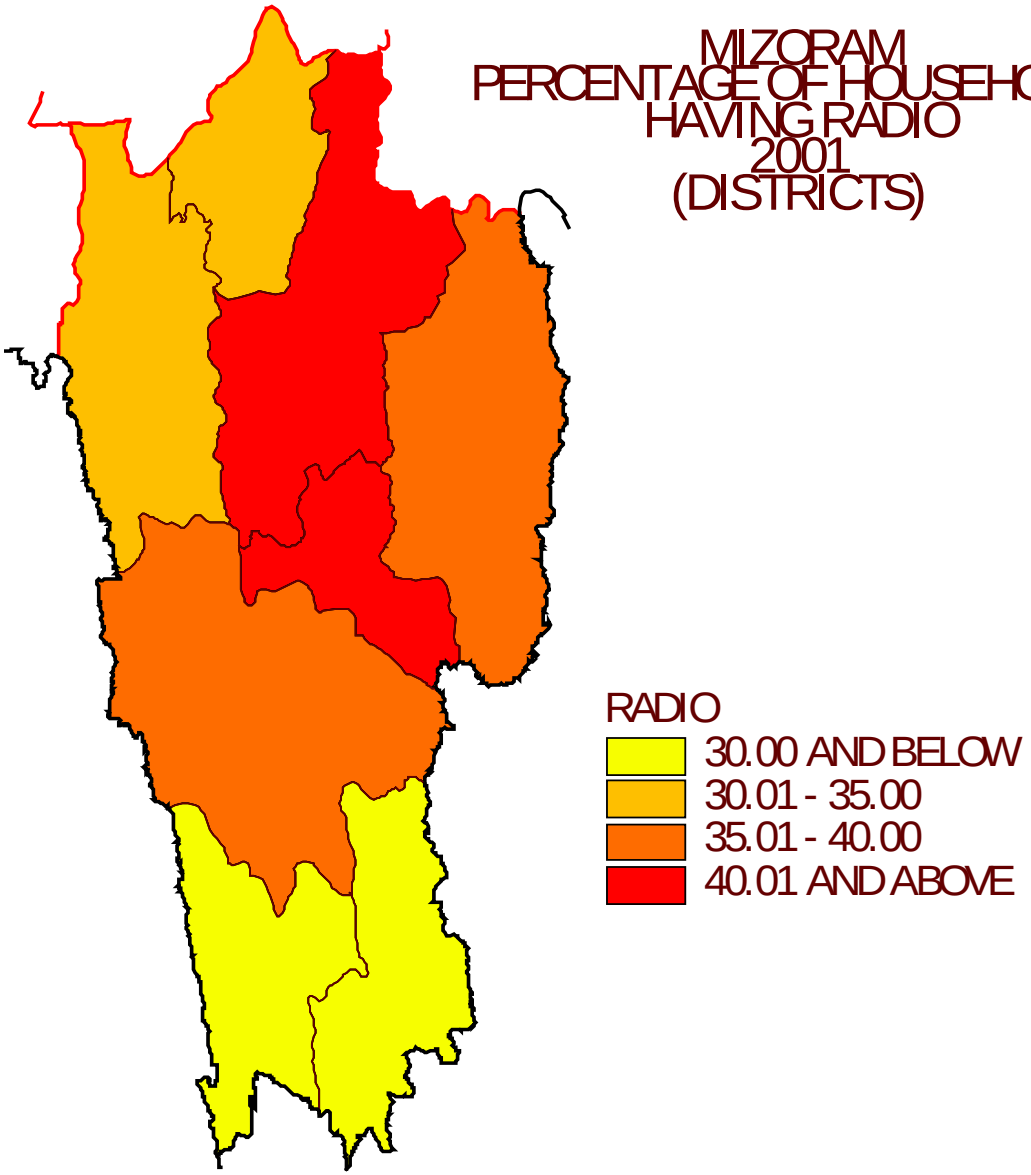

Source: Census of India 2001

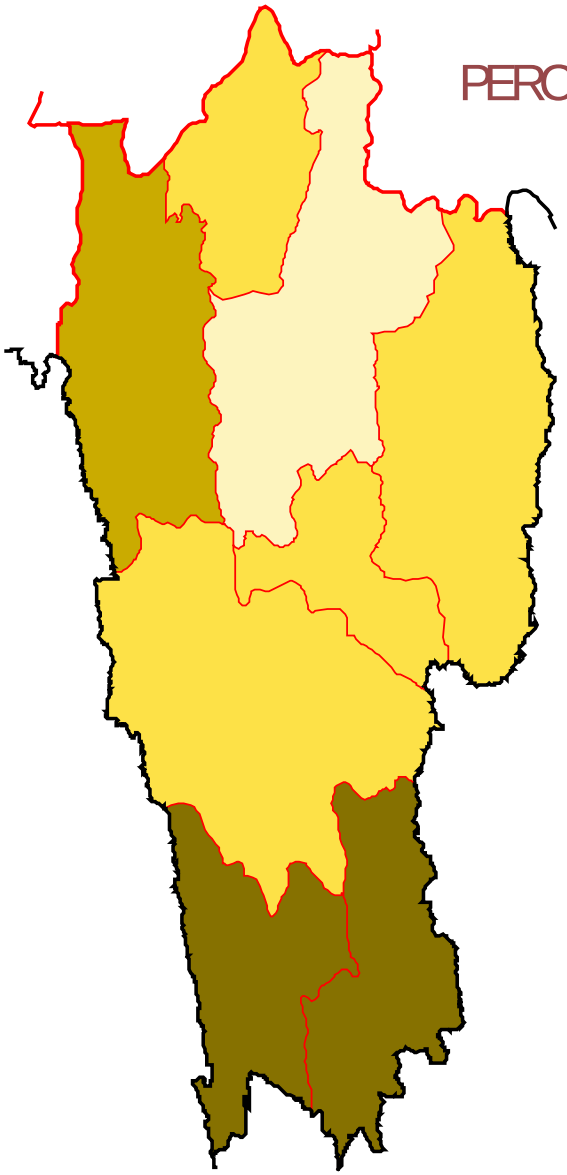

MIZORAM
PERCENTAGE OF HOUSEHOLDS BY NO ASSETS 2001 (DISTRICTS)

NO ASSETS

- 50.00 AND BELOW
- 50.01 - 60.00
- 60.01 - 70.00
- 70.01 AND ABOVE

Source: Census of India 2001

With compliments from:

Registrar General & Census Commissioner, India

For more information please visit our website at:

http://www.censusindia.net/

Thank you ….