CENSUS OF INDIA

OCCASIONAL PAPER
No. 2 of 1994

CHANGES IN THE EXTENT OF AVAILABILITY OF INFRASTRUCTURAL FACILITIES IN SMALL TOWNS DURING 1971-81

SOCIAL STUDIES DIVISION
OFFICE OF THE REGISTRAR GENERAL, INDIA
MINISTRY OF HOME AFFAIRS
NEW DELHI
1994

CONTENTS

Title		Page No.
Foreword		(ix)
Acknowledgements		(x)
Introduction		1
Section One	Dispersal of Small Towns in India, 1971 and 1981	5
Section Two	Medical Facilities	9
Section Three	Educational Facilities	25
Section Four	Recreational Facilities	46
Section Five	Banks and Credit Societies	59
Summary and Conclusions		75
Appendix Table :	Availability of Infrastructural Facilities in Small Towns in India by States and Union Territories, 1971 and 1981 (Table Nos. 1—30)	77

LIST OF TABLES

Sl. No.	Title	Page No.
1	Number of Small Towns and Percentage of Urban Population living therein by States and Union Territories, 1971 and 1981	6
2	Number of Small Towns of 1971 which continued in 1981 and their Population alongwith the Percentage of Urban Population living in such places, 1971 and 1981	8
3	Percentage of Small Towns having certain Medical Institutions and Number of such Institution(s) per Town, 1981	9
4	Percentage of Small Towns having Hospitals/Nursing Homes and Number of such Institution(s) per Town among the States/Union Territories by Size Class, 1981	11
5	Percentage of Small Towns having Primary Health Centres/Health Centres and Number of such Institution(s) per Town among the States/Union Territories by Size Class, 1981	13
6	Percentage of Small Towns having Dispensaries and Number of such Institution(s) per Town among the States/Union Territories by Size Class, 1981	15
7	Variation in the Percentage of Small Towns having certain Medical Institutions and in the Number of such Institution(s) per Town in 1971 and 1981	17
8	Percentage of Small Towns having certain Medical Institutions, 1971 and 1981	18
9	Average Number of Institution(s) per Small Town having certain Medical Institution(s), 1971 and 1981	23
10	Percentage of Small Towns having Different Types of Educational Institutions as well as Average Number of Institution(s) per Town, 1981	27
11	Percentage of Small Towns having Primary Schools and Number of such Institution(s) per Town among the States/Union Territories by Size Class, 1981	28
12	Percentage of Small Towns having Junior/Secondary/Middle School and Number of such Institution(s) per Town among the States/Union Territories by Size Class, 1981	30
13	Percentage of Small Towns having Senior Secondary/Secondary Schools/Pre-University/Intermediate Colleges and Number of such Institution(s) per Town among the States/Union Territories by Size Class, 1981	32
14	Percentage of Small Towns having Arts/Science/Commerce/Law Colleges and Number of such Institution(s) per Small Town among the States/Union Territories by Size Class, 1981	34
15	Variation in the Percentage of Small Towns having certain Educational Institutions and in the Number of such Institution(s) per Town in 1971 and 1981	36

Sl. No.	Title	Page No.
16	Percentage of Small Towns having certain Educational Institution(s), 1971 and 1981	37
17	Average Number of Institution(s) per Small Town having certain Educational Institution(s), 1971 and 1981	43
18	Percentage of Small Towns having Recreational Facilities and Number of such Institution(s) per Town, 1981	46
19	Percentage of Small Towns having Cinema Halls and Number of such Institution(s) per Town among the States/Union Territories by Size Class, 1981	47
20	Percentage of Small Towns having Public Libraries/Reading Rooms and Number of such Institution(s) per Town among the States/Union Territories by Size Class, 1981	49
21	Percentage of Small Towns having Cinema Halls and Public Libraries/Reading Rooms as well as Number of such Institution(s) per Town, 1971 and 1981	53
22	Percentage of Small Towns having Cinema Halls and Public Libraries/Reading Rooms, 1971 and 1981	54
23	Average Number of Institution(s) per Small Town having certain Recreational and Cultural Institutions, 1971 and 1981	56
24	Percentage of Small Towns having Banks and Credit Societies as well as Number of such Institution(s) per Town, 1981	59
25	Percentage of Small Towns having Banks and Number of such Institution(s) per town among the States/Union Territories by Size Class, 1981	60
26	Percentage of Small Towns having Agricultural Credit Societies and Number of such Institution(s) per Town among the States/Union Territories by Size Class, 1981	62
27	Percentage of Small Towns having Non-Agricultural Credit Societies and Number of such Institution(s) per Town among the States/Union Territories by Size Class, 1981	64
28	Percentage of Small Towns having Banks and Credit Societies and Number of such Institution(s) per Town, 1971 and 1981	66
29	Percentage of Small Towns having Banks and Credit Societies, 1971 and 1981	67
30	Average Number of Institution(s) per Small Town having Banks and Credit Societies, 1971 and 1981	73

LIST OF FIGURES

Sl. No.	Title	Page No.
I	Percentage of Small Towns having Medical Amenity in 1981—India	10
II (a)	Percentage of Small Towns having Hospital/Nursing Home : 1971 & 1981—India & Major States	20
II (b)	Percentage of Small Towns having Primary Health/Health Centre : 1971 & 1981—India & Major States	21
II (c)	Percentage of Small Towns having Dispensary : 1971 & 1981—India & Major States	22
III	Percentage of Small Towns having Educational Amenity in 1981—India	26
IV (a)	Percentage of Small Towns having College—Art/Law/Commerce/Science : 1971 & 1981—India & Major States	39
IV (b)	Percentage of Small Towns having Higher Secondary/Secondary School : 1971 & 1981—India & Major States	40
IV (c)	Percentage of Small Towns having Middle School : 1971 & 1981—India & Major States	41
IV (d)	Percentage of Small Towns having Primary School : 1971 & 1981—India & Major States	42
V	Percentage of Small Towns having Recreational Amenity in 1981—India	45
VI (a)	Percentage of Small Towns having Library/Reading Room : 1971 & 1981—India & Major States	51
VI (b)	Percentage of Small Towns having Cinema Hall : 1971 & 1981—India & Major States	52
VII	Percentage of Small Towns having Bank and Credit Society in 1981—India	69
VIII (a)	Percentage of Small Towns having Bank : 1971 & 1981—India & Major States	70
VIII (b)	Percentage of Small Towns having Agricultural Credit Society : 1971 & 1981—India & Major States	71
VIII (c)	Percentage of Small Towns having Non-Agricultural Credit Society : 1971 & 1981—India & Major States	72

FOREWORD

The provision of medical, educational, recreational and other similar facilities constitute some of the basic components of social infrastructure for any human settlement and has, therefore, been accorded due priority in the Five Year Plans in India. Further, development of small towns by way of providing adequate social infrastructure has been considered as an important mechanism to achieve the policy goal of balanced regional development in different parts of the country. The small towns occupy an important position in the rural-urban settlement continuum. These settlements perform a pivotal role in regulating urban growth by acting as the service centres for the rural hinterland on the one hand and as counter magnets against the sprawling metropolitan cities and large urban centres, on the other. Keeping this in view, data on the extent of availability of some of the infrastructural facilities and services in the small towns as obtained during the 1971 Census were analysed and the findings were presented earlier as a part of the first All-India report titled "Study on Distribution of Infrastructural Facilities in Different Regions and Levels and Trends of Urbanisation". This study was undertaken by this office under the Sixth Five Year Plan. The report *inter alia* provided an insight into the Zonal and State level variations in the process of urbanisation, the phenomenon of sub-urbanisation and availability of infrastructural amenities and services in the small towns.

2. This plan scheme was also included in the Seventh Five Year Plan with an extended coverage. Several analytical reports covering different aspects like changes in the distribution of infrastructural facilities in different regions (1971-81), patterns of imbalances in urban growth, availability of basic amenities in the slums of Class I and II towns (1981), availability of infrastructural facilities in the small towns (1971-81) and trends of sub-urbanisation process (1971-81) were planned to be brought out under this scheme. The present report on the "Changes in the Extent of Availability of Infrastructural Facilities in the Small Towns during 1971-81" provides a detailed account on the variation in the extent of availability of medical, educational, recreational and credit facilities in the urban settlements each, having less than 20,000 population, as per the 1981 Census and thus, categorised as the "small" towns. It also provides an insight into the changes in the extent of availability of these facilities in the small towns during the decade 1971-81 by examining the relevant data pertaining to all the small towns of the 1981 Census and those of the 1971 Census. Lastly, with a view to analysing the actual growth in the extent of availability of such facilities during this decade, the variation in the extent of availability of these facilities has been studied in case of those small towns of the 1971 Census only which continued in 1981 irrespective of their size class at the latter Census. In all, 12 types of facilities/amenities were considered for analytical purpose which include hospitals/nursing homes/primary health centres/health centres and dispensaries under medical facilities, arts/science/commerce/law colleges, senior secondary schools/secondary schools or their equivalent colleges, junior secondary/middle schools and primary schools under educational facilities, cinema halls and public libraries/reading rooms under recreational facilities and banks, agricultural and non-agricultural credit societies under banks and credit societies.

3. The study was conducted by Dr. M. K. Jain, Deputy Registrar General (SS). Dr. Jain was assisted in this task by Smt. S. Prashar, Assistant Director of Census Operations, who supervised the compilation of data and preparation of tables and by Shri N. S. Soam, Assistant Director of Census Operations, who assisted in drafting of the report. Besides, a number of research personnel were associated with this study. I take this opportunity to thank my colleagues who contributed towards this project. It is hoped that this report will be of some use to planners, administrators, policy makers and researchers.

NEW DELHI
June, 1993.

(A. R. NANDA)
Registrar General and
Census Commissioner, India

ACKNOWLEDGEMENTS

OFFICERS & STAFF ASSOCIATED WITH THIS REPORT

A. R. Nanda
Registrar General & Census Commissioner, India

Dr. M. K. Jain
Deputy Registrar General (SS)

Suman Prashar
Assistant Director of
Census Operations

N. S. Soam
Assistant Director of
Census Operations

Investigators

R. K. Mehta
R. L. Aggarwal
Sudesh Kumari
Kusum Khurana
Shyam Singh
Sugandha Sherman
Tripta Sharma

Statistical Assistants

Sudarshan Marwaha
Rajinder Prasad
Janak Katyal

Computors

Namita Deewanji
Santosh Baweja
Neeru Burman

Stenographer

J. Murlidharan

Lower Division Clerk

R. K. Sahoo

INTRODUCTION

During the last three decades of planned development, country has made impressive progress in different sectors of economy including agriculture, industry, science and technology. Similarly, the provision of medical, educational, recreational and other facilities has also improved vastly, since independence. In this regard, it would be worth mentioning that the provision of minimum needs to the people has been considered by the Planning Commission as an investment in human resource development. Free or subsidised services through government agencies are expected to improve the standard of living of people and particularly, those living below the poverty line and thereby, improve the efficiency, accelerate the growth and ensure the achievements of objectives set out in the successive Five Year Plans. Further, in order to make the development more purposeful, "it is necessary to rationalise its type and level and operationalise it in a territorial context, endeavouring to establish a symbiotic relationship between man and environment"[1]. It is in this context, the structure and growth in population and activities of each human settlement—as a part of the system of human settlements—must be examined. This is more pertinent in case of urbanisation process. Because, in order to have a balanced urban growth in an area and for improving the quality of life, the economic as well as other infrastructure of the towns have to be strengthened so that such places could function more effectively as the catalytic agent of the forces of modernisation in the hinterland comprising rural and other backward regions of that area.

Considering the trends of urbanisation as measured through the progress in number and population of the urban settlements[2] in the present century, a bird's eye-view on the relevant Census data yields that there has been a remarkable growth in number and population of such places. For instance, the number of towns increased from 1,916 in 1901 to 4,029 in 1981 and urban population from 25.9 million to 159.7 million in India (excluding Assam where Census was not conducted in 1981). It thus, indicated that while the number of towns more than doubled, population of such places increased rapidly as it recorded a six-fold growth during the last 80 years period. The decadal variations in number and population of the towns further revealed a rapid urban growth in the last decade when, more than 1,000 new towns were added in 1981 and the highest-ever decadal change (i.e., more than 45 per cent) in the urban population. Moreover, data on size-class differentials in urban growth revealed a growing tendency of concentration. This is well reflected by the most rapid growth in the number of cities having one lakh and more population which increased from 25 in 1901 to 226 in 1981 and population living in such places multiplied by approximately fourteen-times. Thus, the proportion of urban population living in such places doubled as it increased from less than one-fourth to more than half during the same period. As against this, though the number and population of medium towns (having 20 thousand and more but less than 1 lakh population) and small towns (having less than 20 thousand population) have increased, the proportion of urban population living in such places increased slightly in the former and declined heavily i.e., from about a half to less than one-fifth in the latter category. This slow growth in the number and population of small towns coupled with a heavier reduction in the proportion of urban population living therein, is often construed as an indication of a continuing phenomenon of stagnation of small towns in India which however, is not true because, as pointed out earlier in one of the reports brought out by this office[3], the rates of decadal per cent population change (as computed by using the continuous/cohort approach) were more or less similar for cities, medium and small towns during the last 3 decades, since 1951. Moreover, towns with less than 5 thousand population registered a higher growth rate than the cities and remaining other category of towns during 2 of the last 3 decades. Inspite of these insignificant differences in the growth rates of cities and towns, the fact remains that the bigger cities are receiving more and more population. This tendency of increasing concentration of urban population into large metropolises, as succinctly pointed out in yet another report is due to the fact that "whilst the rate of growth of very large cities may have declined, the annual addition to their population in absolute numbers has been very substantial. Metropolitan cities such as Bombay, Delhi and Bangalore grew each year over 300,000 people"[4]. As regards the ill-effects of growth in concentration, it is further stated in the report that "the addition of such colossal numbers to these cities nevertheless exerts enormous pressure on their already over-strained physical and social infrastructure—not to mention their capacity to generate additional employment"[5].

In order to cope up with the problems of growing concentration resulting into the regional imbalances in urban as well as overall economic growth, it has been often emphasised to develop the small and medium towns by adopting well thought out plans and policies as well as by making adequate investment in the infrastructure of these places. Thus, the development of small towns has been considered as the *sine qua non* for the growing

evils of the concentrated urban population growth. Further, "whatever criteria or limits are to be taken, small towns may always be perceived as a linkage or bridge between essentially rural based society and space at the lower end and the urbanised space having big cities at the upper end. In this way, they play a significant role in controlling the flow in the settlement hierarchy, up and down reciprocally"[6]. Keeping this in view, a brief analysis on the dispersal of key infrastructural facilities in the small towns in 1971 was attempted as a benchmark study and findings of the same were presented in the report referred to earlier[7].

Present Study

With an ever-increasing investment by the Central and State Governments towards the development of infrastructure in the rural and semi-urban areas, it is expected that the position of small towns might have improved considerably during the decade with respect to the availability of certain types of medical, educational, recreational, banking institutions etc., (including credit facilities). Keeping this in view, an attempt is made here to provide a detailed account of the inter-state variations in the proportion of small towns as well as number of institution(s) per small town having above mentioned facilities in 1981 and to analyse the extent of changes in the availability of such facilities during the decade. It is expected that such an attempt would provide some insight into infrastructural development in the small towns. It is also envisaged that the findings of the present study would be helpful in monitoring the development of these settlements so that they may function more effectively as the important link between the rural and high order urban settlements in different regions.

Scope and Coverage

The following types of institutions are covered for the analytical purposes under the ambit of the present study :

A. *Medical*

(i) Hospitals/Nursing Homes*

(ii) Primary Health Centres/Health Centres

(iii) Dispensaries*

B. *Educational :*

(i) Arts/Science/Commerce/Law Colleges

(ii) Senior Secondary/Secondary Schools/Pre-University/Intermediate Colleges

(iii) Junior Secondary/Middle Schools

(iv) Primary Schools

C. *Recreational :*

(i) Cinema Halls

(ii) Public Libraries/Reading Rooms

D. *Banks and Credit Societies :*

(i) Banks

(ii) Agricultural Credit Societies

(iii) Non-Agricultural Credit Societies

It would be worth mentioning that only those institutions have been considered which are run by or aided by Government/Semi-Government/Local bodies and Charitable institutions. Further, in case of educational facilities, as stated in all India Town Directory, "If there are composite schools like middle schools with primary classes, or secondary schools with middle classes, these have been included in the number of primary and middle schools respectively"[8]. In other words, if a town is having 1 primary school and 1 middle school with primary classes, such town has been shown as having 2 primary schools and 1 middle school. Whereas, the classification of the schools into primary, middle, secondary schools etc., is done in the following manner :

(i) If a school is having classes upto IV standard, it has been treated as the Primary School.

---

* All types of hospitals, dispensaries etc., whether allopathic or ayurvedic or unani or homeopathic are included under these institutions.

(ii) If it has classes upto VIII standard, it has been treated as the Middle or Junior Secondary School.

(iii) Schools having classes upto X standard are treated as Secondary Schools or as Matriculation Schools, and

(iv) Schools and colleges having classes upto XI or XII standard are treated as Higher Secondary/Senior Secondary/Pre-University/Intermediate Colleges.

In case of banks, both commercial and cooperative banks which actually transact the banking business have been included. Thus, head or branch offices not transacting any banking business have been excluded. The agricultural credit societies, on the other hand, include multi-purpose societies, agricultural produce, marketing cooperative societies etc. Whereas, non-agricultural credit societies include consumer cooperative societies as well as credit cooperative societies of certain categories of persons like postal employees, teachers etc.[9].

As a prelude to the main analysis a brief account on the progress in the number of small towns (i.e., towns having less than 20,000 population) and changes in the proportion of urban population living in such places, in India as well as its State and Union Territories is presented in Section-One. Subsequently, variations in the availability of each of the above mentioned institutions at the all India and State levels have been analysed in the next four sections by considering the percentages of small towns as well as average number of institution(s) per town having such facility. Towards the end, details on the number of different types of medical, educational, recreational institutions and banks as well as credit societies available in each town alongwith its population in 1971 and 1981 are presented in the Tables (1—30).

The entire analysis is presented at first for the small towns of 1981. These towns are further trifurcated as those having (i) 10,000 and more but less than 20,000 (ii) 5,000 and more but less than 10,000 and (iii) less than 5,000 population in 1981. Subsequently, with a view to reveal the changes in the extent of availability of these amenities/facilities during the decade, the percentages of small towns as well as average number of institution(s) per town providing different types of amenities/facilities in 1981 have been compared with those of the 1971. It may, further, be pointed out that due to upward mobility of towns as well as addition of a relatively large number of new towns into this category during the decade, such comparisons may lead to some misleading inferences about the magnitude of increase or decrease (in some cases) in the extent of availability of such amenities/facilities. In other words, such a situation may arise due to movement of some small towns having a particular institution into upper size-classes on account of population growth and/or due to addition of new towns which might not be having such institution owing to their conversion from the villages into urban at the time of last census only. For example, in certain States/Union Territories, comparisons between the small towns of 1981 and small towns of 1971 with respect to the availability of certain amenities/facilities would reveal a lower extent in 1981 then that noted in 1971. Thus, in order to reveal the actual increase or decrease in the extent of availability of different types of institutions, position of those small towns of 1971 which continued as the independent towns irrespective of their size-class in 1981 has also been analysed in regard to the availability of such institutions at the time of these two censuses.

Data Source and Limitations :

The Census Organisation has been collecting town level information on some crucial indicators of development and particularly with respect to the availability of different types of civic and other amenities/ facilities besides the locational, demographic and economic particulars. These non-demographic particulars are being compiled on a set pattern since 1971 Census from different government agencies of the States and Union Territories. All the particulars thus compiled, are published in the form of various Town Directory Statements in the District Census Handbooks and also in the State-level Town Directories which are brought out by the Directorates of Census Operations of the States and Union Territories (except a few States and Union Territories where, separate volumes on Town Directories were not published due to small number of towns in such cases). Though, the publication of District Census Handbooks was started as an ancillary project of the 1951 Census, its coverage in respect to the socio-economic data was very meagre in 1951 as well as in 1961. It was during the 1971 Census, idea of widening the coverage of socio-economic data concerning towns was thought of and given a practical shape in the form of publication of Town Directory Statements. The same has been retained with slight modifications in 1981 also.

Using the data/information available from these Town Directory Statements, a benchmark study, as stated earlier, was made so as to know the position of small towns of 1971 in regard to the availability of medical, educational, recreational and banking facilities (including credit societies). Findings of this study have already been presented in the report brought out by this office as the Occasional Paper 1 of 1986[10]. Similar type of information as available from the *Town Directory Statements* pertaining to the towns of 1981 have been used

conjunction with those of 1971 Census[11] for the present study purposes. Apart from these, data contained in the *General Population Tables*[12] of the last two censuses have also been used so as to know about the variations in number and population of small towns in 1971 and 1981 which have been analysed in the first section.

About the limitations of the present study, it may be noted that the analysis attempted here, is confined to the availability of four amenities/facilities namely, medical, educational, recreational and banking (including cooperative societies) facilities. Certain other infrastructural amenities/facilities which are also of considerable import from the development point of view, however, could not be studied due to want of town-level data and these include industrial, transport and communication infrastructure etc. Besides, some other items pertaining to the availability of civic and other amenities viz., system(s) of sewerage/drainage, drinking water supply, electricity connections, road length etc., about which the information is presented in one or the other Town Directory Statement have also not been considered. The main reason for the exclusion of these items from the purview of the analysis is the lack of uniformity in presentation of such data among the States and Union Territories as well as variations in the manner of reporting of the relevant information which hampered the spatial and temporal comparisons. Further, even in case of medical, educational and recreational facilities, only those institutions which are normally available or expected to be present in the small towns have been considered. Thus, the availability of certain types of institutions viz., the specialised hospitals/clinics viz., T. B. Clinic, Maternity Homes, Family Planning Hospitals etc., in case of medical facilities, Universities and other specialised institutions (viz., Indian Institute of Technology/Management etc.), Medical, Engineering, Agricultural, Polytechnic/Vocational Colleges/Institutions etc. in case of educational facilities and Stadium, Auditorium, Drama Hall etc., in case of recreational facilities which are more likely to be found in the medium and large towns or in cities have been left out of the purview of present analysis.

---

1 Government of India (Ministry of Works and Housing). *Report of the Task-force on Planning and Development of Small and Medium Towns*, Delhi, 1977, Vol. I, p. 1.

2 Urban settlements i.e. all statutory towns and other places having (i) a minimum population of 5,000 (ii) 75 per cent of male working population in non-agricultural activities and a density of population of at least 400 persons per sq. km. (1,000 per sq. mile). For further details on concepts and definitions please see Census of India 1981. *General Population Tables (India)* Part II-A(i), New Delhi, 1988, pp. 13-14.

3 Census of India, Occasional Paper 1 of 1986, *Study on Distribution of Infrastructural Facilities ..... and Levels and Trends of Urbanisation*, New Delhi, 1987, p. 80.

4 Government of India (Ministry of Housing and Urban Development), *Report of the National Commission on Urbanisation*, New Delhi, 1988, Vol. I, p. 2.

5 *Ibid.*

6 Quoted from *Place of Small Town in India*, edited by R. L. Singh and Rana, P. B. Singh, National Geographical Society of India, Varanasi, 1979, p. 12.

7 Census of India, Occasional Paper 1 of 1986, *op. cit.*

8 Census of India, 1981, Part X-A(ii), *Town Directory*, India, New Delhi, 1988, page XV.

9 *Ibid.*

10 *Ibid.*

11 Censuses of India, 1971 and 1981 (Parts V-A and X-A (i & ii) respectively), *Town Directory*, All India and State Volumes.

12 Censuses of India, 1971 and 1981 (Parts II-A and II-A (ii) respectively), *General Population Tables*, All India and State Volumes.

SECTION ONE : DISPERSAL OF SMALL TOWNS IN 1971 AND 1981

The number of small towns having less than 20,000 population in India, as may be seen from the figures given in Table-1, has increased from 2,047 in 1971 to 2,515 in 1981 whereas, the population living in such places increased from 20.5 million to 25.7 million registering thereby, a 25 per cent growth during the decade. These towns accounted for 67 per cent of all urban settlements in 1971 and 64 per cent in 1981. This increase, in fact, was mainly contributed by the addition of more than a thousand new towns in 1981 to the already existing small towns of 1971. The proportion of the urban population living in such urban centres to the total urban population of the country, however, declined from 19 per cent in 1971 to 16 per cent in 1981. A further break up of the small towns into three size-categories revealed that while the actual number of towns with less than 5,000 population increased from 288 in 1971 to 348 in 1981 and their population from 0.9 million to 1.1 million, the proportion of urban population living in such towns to the total urban population declined slightly. Almost the same type of variations have been noted in respect of those towns which had a population of more than 5,000 but less than 20,000 and thus, classified into the remaining 2 size-class categories—one comprising towns with 5,000 and more but less than 10,000 population and the other comprising towns with 10,000 and more but less than 20,000 population.

At the State level, the number of small towns, as seen from the figures presented in the given Table, was the maximum in Uttar Pradesh (538) followed by Tamil Nadu (283) and Madhya Pradesh (238). On the contrary, in Kerala among the major States, only 28 places were classified as the small towns in 1981 and this was followed by Himachal Pradesh and Haryana having 44 and 50 such towns. Proportion of urban population living in such towns was the highest in Himachal Pradesh (about two-third). Apart from this, in all other major States except Kerala and Maharashtra, it was found to be more than 10 per cent. Further, in most of the smaller States and Union Territories, the proportion of urban population living in them was considerably high. In Arunachal Pradesh, Dadra & Nagar Haveli and Lakshadweep, for example, the entire urban population lived in the small towns only.

As regards the changes in number of small towns and proportion of urban population living in such places during the last decade, it could further be discerned that the number of small towns increased in all the States and Union Territories except Andhra Pradesh, Bihar, Karnataka, Kerala, Maharashtra and Tamil Nadu where it declined. In addition to these, there was no change in Sikkim in this regard. It would further be interesting to note that in Uttar Pradesh, number of small towns increased tremendously i.e., from 211 in 1971 to 538 in 1981. This growth as explained in the report referred to earlier, was due to inclusion of 305 towns in 1981 which had Town Area Committee as their civic status but were somehow, left out in 1971.* In spite of this growth in number, the proportion of urban population living in such places declined in all the other major States except, Jammu & Kashmir, Uttar Pradesh and West Bengal. Even among these 3 States, increase in the proportion was quite significant in Uttar Pradesh only where due to reasons stated above, it increased from approximately 18 per cent in 1971 to 25 per cent in 1981. A further break up of the small towns into 3 size-class categories as presented in the given Table reveals considerable amount of variation in the number of such places and percentage of urban population living therein in the States and Union Territories.

---

*Census of India, Occasional Paper 1 of 1986, *Op. Cit.*, p. 60.

TABLE 1

Number of Small Towns[1] and Percentage of Urban Population living therein by States and Union Territories, 1971 and 1981

Sl. No.	State/Union Territory	a-1981 b-1971	All Urban Places		All Small Towns		Small Towns having a Population of					
							Less than 5,000		5,000-9,999		10,000-19,999	
			Number	Population (in '000s)	Number	% of urban population	Number	% of urban population	Number	% of urban population	Number	% of urban population
1	2	3	4	5	6	7	8	9	10	11	12	13
	INDIA [2]	**a**	**3,949**	**157,680**	**2,515**	**16.32**	**348**	**0.71**	**920**	**4.40**	**1,247**	**11.21**
		b	**3,054**	**107,825**	**2,047**	**19.05**	**288**	**0.81**	**797**	**5.60**	**962**	**12.64**
	States :											
1	Andhra Pradesh	a	252	12,488	107	10.17	5	0.14	31	1.90	71	8.13
		b	224	8,403	132	18.62	8	0.33	45	4.40	79	13.89
2	Bihar	a	220	8,719	106	14.75	5	0.18	29	2.46	72	12.11
		b	202	5,634	131	25.97	12	0.81	47	6.49	72	18.67
3	Gujarat	a	255	10,602	160	16.05	13	0.32	61	4.26	86	11.47
		b	216	7,497	149	21.53	5	0.28	71	7.20	73	14.05
4	Haryana	a	81	2,827	50	18.42	2	0.27	23	6.11	25	12.04
		b	65	1,773	40	21.37	5	0.99	20	7.84	15	12.54
5	Himachal Pradesh	a	47	326	44	65.80	30	23.89	9	19.83	5	22.08
		b	36	242	34	68.30	23	23.61	6	17.51	5	27.18
6	Jammu & Kashmir	a	58	1,260	51	24.03	24	5.46	20	11.60	7	6.97
		b	45	858	40	23.70	20	5.69	17	12.67	3	5.34
7	Karnataka	a	281	10,730	180	19.45	17	0.60	51	3.49	112	15.36
		b	245	7,122	182	27.13	26	1.23	51	5.30	105	20.60
8	Kerala	a	106	4,771	28	7.04	1	0.09	6	1.02	21	5.93
		b	88	3,466	36	12.53	2	0.26	9	2.15	25	10.12
9	Madhya Pradesh	a	327	10,586	238	24.63	5	0.18	114	8.40	119	16.05
		b	250	6,785	182	26.08	12	0.69	96	10.67	74	14.72
10	Maharashtra	a	307	21,994	164	8.71	16	0.25	48	1.76	100	6.70
		b	289	15,711	182	12.46	14	0.30	70	3.38	98	8.78
11	Manipur	a	32	375	29	47.11	16	15.62	9	16.69	4	14.80
		b	8	142	7	29.07	3	6.89	4	22.18	—	—
12	Meghalaya	a	12	241	8	22.74	3	5.12	3	7.83	2	9.79
		b	6	147	6	40.44	2	3.21	1	6.07	3	31.16
13	Nagaland	a	7	120	5	44.09	—	—	3	18.92	2	25.17
		b	3	51	2	58.08	—	—	—	—	2	58.08
14	Orissa	a	108	3,110	68	24.17	3	0.44	25	6.31	40	17.42
		b	81	1,845	55	30.27	2	0.45	30	12.69	23	17.13
15	Punjab	a	134	4,648	90	18.99	14	1.21	40	6.50	36	11.28
		b	108	3,216	74	20.67	11	1.28	30	6.99	33	14.40
16	Rajasthan	a	201	7,210	125	21.97	1	0.06	23	2.70	101	19.21
		b	157	4,544	112	28.28	4	0.36	41	7.30	67	20.62
17	Sikkim	a	8	51	7	28.07	7	28.07	—	—	—	—
		b	7	20	7	100.00	6	32.34	—	—	1	67.66
18	Tamil Nadu	a	434	15,952	283	16.39	70	1.28	90	4.04	123	11.07
		b	439	12,465	316	21.56	101	2.29	97	5.76	118	13.51
19	Tripura	a	10	226	8	39.19	2	3.11	2	6.00	4	23.06
		b	6	162	5	38.25	—	—	1	5.75	4	32.50

TABLE 1—*Concld.*

1	2	3	4	5	6	7	8	9	10	11	12	13
20	Uttar Pradesh	a	704	19,899	538	25.17	87	1.52	236	8.80	215	14.85
		b	325	12,389	211[3]	17.52	17	0.30	94	5.67	100	11.55
21	West Bengal	a	291	14,447	175	12.97	20	0.48	63	3.39	92	9.10
		b	223	10,967	128	11.87	9	0.33	59	4.02	60	7.52
	Union Territories :											
1	Andaman & Nicobar	a	1	50	—	—	—	—	—	—	—	—
	Islands	b	1	26	—	—	—	—	—	—	—	—
2	Arunachal Pradesh	a	6	41	6	100.00	1	9.32	5	90.68	—	—
		b	4	17	4	100.00	3	70.41	1	29.59	—	—
3	Chandigarh	a	4	423	2	3.59	1	1.00	—	—	1	2.59
		b	2	233	1	6.09	—	—	—	—	1	6.09
4	Dadra & Nagar	a	1	7	1	100.00	—	—	1	100.00	—	—
	Haveli	b	—	—	—	—	—	—	—	—	—	—
5	Delhi	a	30	5,768	19	2.90	—	—	15	1.84	4	1.06
		b	3	3,647	—	—	—	—	—	—	—	—
6	Goa, Daman & Diu	a	17	352	12	26.45	4	3.77	5	11.52	3	11.16
		b	13	227	9	24.19	4	4.46	4	12.09	1	7.64
7	Lakshadweep	a	3	19	3	100.00	—	—	3	100.00	—	—
		b	—	—	—	—	—	—	—	—	—	—
8	Mizoram	a	6	122	5	38.85	—	—	4	24.72	1	14.13
		b	2	38	1	15.94	—	—	1	15.94	—	—
9	Pondicherry	a	6	316	3	7.28	1	0.57	1	3.03	1	3.68
		b	6	198	2	8.71	—	—	2	8.71	—	—

Notes : [1] The constituents of an urban agglomeration have been classified according to their own population and not according to the population of the urban agglomeration except in such cases where an urban agglomeration comprises of a single town alongwith its outgrowths.

[2] Excluding Assam.

[3] Includes uninhabited town namely, Badrinathpuri.

A further probe into the number of small towns of 1971 which continued as the independent towns in 1981 (irrespective of their movement from this category to the upper size-class category i.e., medium or large towns or cities due to population growth during the decade), as attempted from the figures presented in Table—2 yields that 1916 (out of 2,047 such places of 1971) continued in 1981. The remaining 130 places which were urban in 1971 lost their status as independent towns in 1981 and a majority of these towns (i.e., 99) were in fact declassified as the rural units while the others were merged with the adjoining cities or towns. 19 million persons were enumerated in these towns in 1971 and this number increased to approximately 27 million in 1981 thereby, registering approximately 38 per cent increase during the decade. In spite of this relatively faster pace of population growth, proportion of urban population living in these continuing towns of 1971 declined from 18 per cent in 1971 to 17 per cent in 1981.

At the State level, number of small towns (of 1971) which continued in 1981 was the maximum in Tamil Nadu (286) followed by Uttar Pradesh (207). Besides these 2 States, in Karnataka, Madhya Pradesh and Maharashtra, the number of such towns was considerably large i. e., 171, 179 and 168 respectively. On the contrary, in some of the major States such as Haryana, Himachal Pradesh, Jammu & Kashmir and Kerala, there were less than 50 towns each and the minimum was noted in Kerala where the number of small towns which continued from 1971 to 1981 was 13 only. The proportion of urban population living in such places declined or remained unchanged in all the States and Union Territories except Kerala, West Bengal and Union Territory of Chandigarh. This decline was more pronounced (i. e., 3 per cent point or more) in some of the States like Haryana, Himachal Pradesh, Karnataka, Madhya Pradesh, Manipur, Nagaland, Orissa, Rajasthan, Tripura as well as in the Union Territory of Arunachal Pradesh. The maximum reduction in it was recorded in Arunachal Pradesh where, the proportion of urban population living in the small towns to the total urban population declined from cent per cent in 1971 to approximately 66 per cent in 1981.

TABLE 2

Number of Small Towns of 1971 which continued in 1981 and their Population alongwith the Percentage of Urban Population living in such places, 1971 and 1981

	State/Union Territory	No. of Towns	Population		Percentage to Total Urban Population	
			1971	1981	1971	1981
1		2	3	4	5	6
	INDIA	**1,916**	**19,422,145**	**26,790,148**	**18·01**	**16·99**
	States :					
1	Andhra Pradesh	128	1,533,168	2,277,669	18·25	18·24
2	Bihar	117	1,349,669	1,979,055	23·96	22·70
3	Gujarat	141	1,561,961	2,047,903	20·84	19·32
4	Haryana	37	336,722	452,086	18·99	15·99
5	Himachal Pradesh	34	165,218	201,473	68·30	61·81
6	Jammu & Kashmir	39	201,546	274,441	23·48	21·77
7	Karnataka	171	1,866,425	2,512,221	26·21	23·41
8	Kerala	13	167,486	375,503	4·83	7·87
9	Madhya Pradesh	179	1,755,566	2,398,268	25·88	22·65
10	Maharashtra	168	1,874,701	2,396,146	11·93	10·89
11	Manipur	7	41,126	94,979	29·07	25·30
12	Meghalaya	5	59,511	96,763	40·44	40·10
13	Nagaland	2	29,849	50,938	58·08	42·37
14	Orissa	54	553,465	819,218	29·99	26·34
15	Punjab	71	689,486	940,531	21·44	20·24
16	Rajasthan	112	1,285,051	1,799,213	28·28	24·95
17	Sikkim	7	19,668	50,132	100·00	98·14
18	Tamil Nadu	286	2,440,082	3,079,376	19·58	19·30
19	Tripura	5	62,096	72,824	38·25	32·28
20	Uttar Pradesh	207	2,143,874	3,019,992	17·31	15·18
21	West Bengal	116	1,175,851	1,682,855	10·72	11·65
	Union Territories :					
22	Andaman & Nicobar Islands	—	—	—	—	—
23	Arunachal Pradesh	4	17,288	27,312	100·00	65·93
24	Chandigarh	1	14,197	28,001	6·09	6·62
25	Dadra & Nagar Haveli	—	—	—	—	—
26	Delhi	—	—	—	—	—
27	Goa, Daman & Diu	9	54,857	74,825	24·19	21·27
28	Lakshadweep	—	—	—	—	—
29	Mizoram	1	6,019	17,205	15·94	14·12
30	Pondicherry	2	17,263	21,219	8·71	6·71

SECTION TWO : MEDICAL FACILITIES

Health—a state of complete physical, mental and social well being is a fundamental right which has remained an intrinsic part of the overall development in the last 3 decades of independence. As a result of considerable headway made in this field by adoption of various programmes aimed at the improvement of the health conditions, there has been a drastic reduction in the death rates and a consequent rise in the average life span of the country-men. For example, the death rate has declined from 31 at the time of independence to slightly less than 10 in 1991 whereas the expectation of life at birth increased from 32 during 1941-51 to approximately 55 years during 1981—85.[1] While planning for the betterment of people, the Government of India has set two important targets to achieve before the turn of the present century in the areas of Health and Family Welfare are "Health for All" and population stabilisation by reaching "Net Reproduction Rate of Unity".[2]

In order to achieve the first goal, provision of medical facilities in terms of primary health infrastructure is quite essential so as to provide health services including maternity and child health care free of charge and within easy reach of people. Keeping this in view, the National Health Policy as evolved by the Government in the year 1993, lays more stress on decentralised system of health care delivery with maximum community and individual self-reliance and participation. The position in regard to the availability of the primary health infrastructure available in the small towns of India as ascertained from the non-census data published under the Town Directory Statements for the 1971 and 1981 Censuses is analysed in the following paragraphs :

(a) Availability of Medical Facilities in the Small Towns

Considering the availability of various types of medical institutions such as Hospitals/Nursing Homes, Primary Health Centres/Health Centres and Dispensaries in the small towns at the all India level, it is evident from the Table-3 and Figure-1 that approximately 45 per cent of the small towns in India had Hospitals/Nursing Homes, 37 per cent had Primary Health Centres/Health Centres and approximately 41 per cent had Dispensaries. Number of institutions per small town having such facilities was little more than one in case of Hospitals/Nursing Homes and Primary Health Centres/Health Centres. Whereas, on an average 2 dispensaries were found in a small town. As regards the variation in the availability of these facilities by size-class of small towns, it is observed that there has been a gradual improvement in both the percentage of towns as well as the number of institutions per town with only an exception noted in case of small towns having more than 5 thousand but less than 10 thousand population. These towns, for example, had a rather higher percentage of Primary Health Centres/Health Centres as well as number of such institutions per town than the next category of small towns comprising towns with more than 10 thousand but less than 20 thousand population each.

TABLE 3

Percentage of Small Towns having certain Medical Institutions and Number of such Institution(s) per Town, 1981

Institution	a	Size-Class			
	b	Less than 5,000	5,000—9,999	10,000—19,999	All Small Towns
1	2	3	4	5	6
Hospitals/Nursing Homes	a	31.03	39.02	52.29	44.49
	b	1.12	1.15	1.42	1.30
Primary Health Centres/Health Centres	a	30.46	39.35	37.45	37.18
	b	1.08	1.15	1.08	1.11
Dispensaries	a	28.74	37.72	46.35	40.76
	b	1.48	1.87	2.85	2.39

Note : (a) Relates to percentage of towns having the referred institution.

(b) Relates to average number of referred institutions per town having such institution.

1. (i) Kingsley Davis. *Population of India and Pakistan*, p. 85
   (ii) Sample Registration Bulletin, July 1993, Vol. XXVII Number 1, p. 11 and
   (iii) Occasional Paper 1 of 1989, SRS based Abridged Life Table.
2. Government of India (Ministry of Health and Family Welfare). *Annual Report, 1988-89.*

FIGURE - I

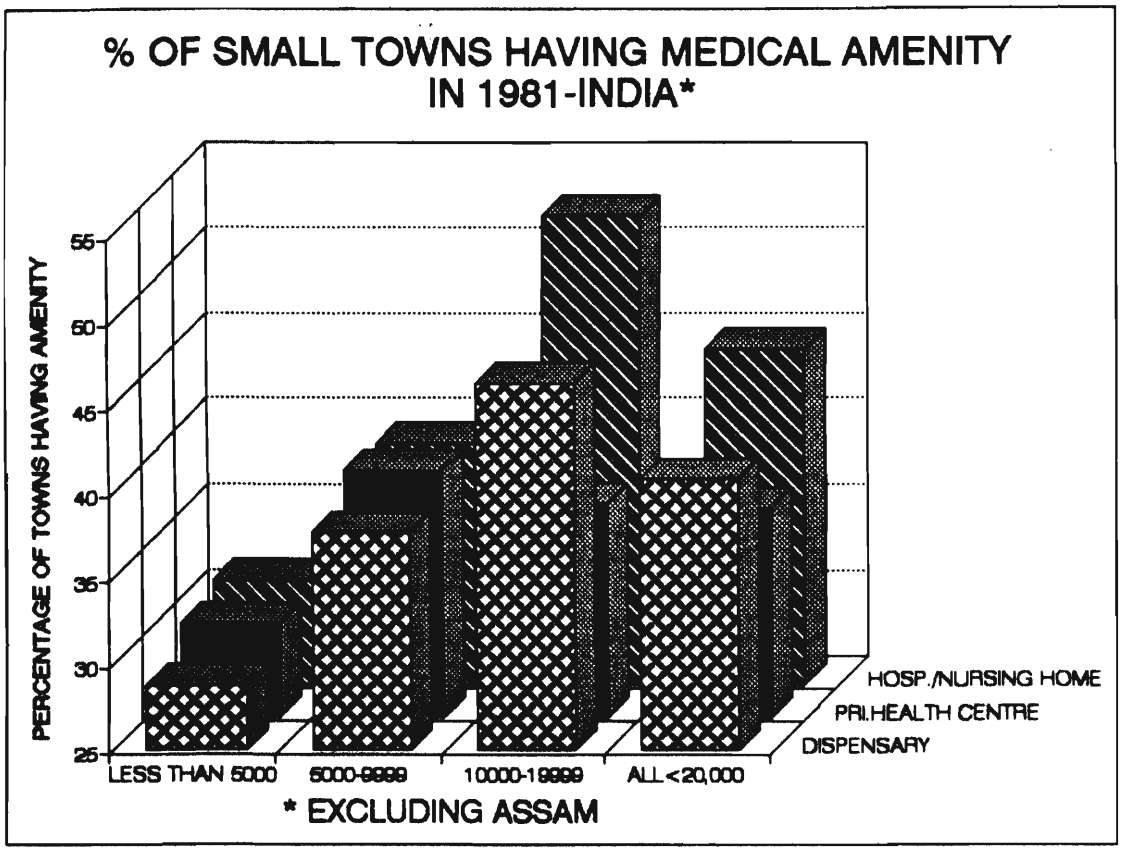
% OF SMALL TOWNS HAVING MEDICAL AMENITY
IN 1981-INDIA*
PERCENTAGE OF TOWNS HAVING AMENITY
55
50
45
40
35
30
25
LESS THAN 5000
5000-9999
10000-19999
ALL<20,000
HOSP./NURSING HOME
PRI.HEALTH CENTRE
DISPENSARY
* EXCLUDING ASSAM

Inter-State variations in the availability of these medical institutions among the small towns of 1981 are as follows :

(i) **Hospitals/Nursing Homes**

Andhra Pradesh, Bihar, Himachal Pradesh, Maharashtra, Orissa, Punjab and Uttar Pradesh among the major States as seen from Table-4 had a higher percentage of small towns having Hospitals/Nursing Homes than National average of less than 45 per cent. Moreover, among the major States, the highest i.e., approximately 93 per cent was noted in Orissa followed by Bihar having more than 4/5th (83 per cent) of the small towns having these institutions. In Jammu & Kashmir, Karnataka, Madhya Pradesh and West Bengal, out of the remaining major States, this proportion was quite low in West Bengal (one fifth) followed by Karnataka having almost a similar proportion of small towns having Hospitals/Nursing Homes. Further, the average number of Hospitals/Nursing Homes per town having such facilities among these States, however, did not reveal any significant variation. To wit, as seen from the given Table, it varied from just one in Haryana as well as some other smaller States/Union Territories such as Manipur, Sikkim, Arunachal Pradesh, Dadra and Nagar Haveli, Delhi, Lakshadweep, Pondicherry to almost 2 in Andhra Pradesh.

Among the 3 size-classes of the Small Towns, the towns having more than 10 thousand but less than 20 thousand population had, by and large, better availability of Hospitals and Nursing Homes in a majority of the States than the remaining 2 categories comprising towns with more than 5 thousand but less than 10 thousand and less than 5 thousand population respectively. Some deviations in this regard were, however, noted in Haryana, Jammu & Kashmir, Karnataka, Kerala, Madhya Pradesh among the major States where, the percentage of towns falling under the upper size-class category was comparatively less than that noted in one or both the lower size-classes.

TABLE 4

Percentage of Small Towns having Hospitals/Nursing Homes and Number of such Institution(s) per Town among the States/Union Territories by Size Class, 1981

Sl. No.	State/Union Territory	a-% of Small Towns b-Av. No. per Town	Size Class			All Small Towns
			Less than 5,000	5,000— 9,999	10,000— 19,999	
1	2	3	4	5	6	7
	INDIA	**a**	**31.03**	**39.02**	**52.29**	**44.49**
		b	**1.12**	**1.15**	**1.42**	**1.30**
	States					
1	Andhra Pradesh	a	60.00	51.61	83.10	72.90
		b	1.00	1.31	2.19	1.96
2	Bihar	a	60.00	79.31	86.11	83.02
		b	1.00	1.09	1.16	1.14
3	Gujarat	a	—	32.79	54.65	41.88
		b	—	1.05	1.57	1.42
4	Haryana	a	—	39.13	20.00	28.00
		b	—	1.00	1.00	1.00
5	Himachal Pradesh	a	50.00	100.00	100.00	65.91
		b	1.27	1.33	2.20	1.45
6	Jammu & Kashmir	a	25.00	30.00	28.57	27.45
		b	1.17	1.00	1.50	1.14
7	Karnataka	a	29.41	23.53	18.75	21.11
		b	1.00	1.00	1.05	1.03
8	Kerala	a	100.00	33.33	33.33	35.71
		b	1.00	1.50	1.00	1.10
9	Madhya Pradesh	a	80.00	20.18	40.34	31.51
		b	1.00	1.43	1.15	1.23

TABLE 4—*Concld.*

1	2	3	4	5	6	7
10	Maharashtra	a	25.00	47.92	57.00	51.22
		b	1.50	1.22	1.89	1.69
11	Manipur	a	31.25	33.33	50.00	34.48
		b	1.00	1.00	1.00	1.00
12	Meghalaya	a	66.67	33.33	50.00	50.00
		b	1.00	2.00	2.00	1.50
13	Nagaland	a	*	100.00	100.00	100.00
		b	*	1.00	1.50	1.20
14	Orissa	a	66.67	92.00	95.00	92.65
		b	1.00	1.17	1.34	1.27
15	Punjab	a	28.57	42.50	69.44	51.11
		b	1.00	1.12	1.12	1.11
16	Rajasthan	a	—	34.78	45.54	43.20
		b	—	1.25	1.26	1.26
17	Sikkim	a	42.86	*	*	42.86
		b	1.00	*	*	1.00
18	Tamil Nadu	a	7.14	27.78	56.10	34.98
		b	1.20	1.16	1.20	1.19
19	Tripura	a	100.00	100.00	100.00	100.00
		b	1.50	1.00	1.00	1.13
20	Uttar Pradesh	a	47.13	44.49	57.67	50.19
		b	1.10	1.12	1.41	1.25
21	West Bengal	a	10.00	15.87	26.09	20.57
		b	1.00	1.10	1.08	1.08
	Union Territories					
1	A & N Islands	a	*	*	*	*
		b	*	*	*	*
2	Arunachal Pradesh	a	100.00	100.00	*	100.00
		b	1.00	1.00	*	1.00
3	Chandigarh	a	—	*	—	—
		b	—	*	—	—
4	Dadra & Nagar Haveli	a	*	100.00	*	100.00
		b	*	1.00	*	1.00
5	Delhi	a	*	33.33	25.00	31.58
		b	*	1.00	1.00	1.00
6	Goa, Daman & Diu	a	—	20.00	33.33	16.67
		b	—	1.00	2.00	1.50
7	Lakshadweep	a	*	66.67	*	66.67
		b	*	1.00	*	1.00
8	Mizoram	a	*	100.00	100.00	100.00
		b	*	1.00	2.00	1.20
9	Pondicherry	a	—	100.00	100.00	66.67
		b	—	1.00	1.00	1.00

*Indicates that Small Town was not in existence.

(ii) **Primary Health Centres/Health Centres**

Percentage of small towns having such institutions as observed from the figures presented in Table-5 was higher in Haryana, Jammu & Kashmir, Karnataka, Madhya Pradesh and Uttar Pradesh among the major States when compared to that observed at the all India level (37 per cent). Moreover, in Jammu & Kashmir, Karnataka and Madhya Pradesh among these States, 60 per cent and more small towns had such institutions thereby, showing a better availability of the Primary Health Centres and Health Centres. On the contrary, in Orissa this percentage was the lowest (2.94) followed by Andhra Pradesh and Tamil Nadu having little more than 10 per cent of the Small Towns equipped with these institutions. The average number of Primary Health Centres/ Health Centres per small town varied in between one and two in all the States and Union Territories and more than half of them had just one Primary Health Centre or Health Centre per town.

As regards the size-class differentials in it, figures presented in the given Table revealed that in Haryana and Pondicherry all the small towns with less than 5 thousand population had Primary Health Centres whereas none of the small towns in this category had this facility in Andhra Pradesh, Bihar, Kerala, Orissa, Rajasthan, Tripura and all the Union Terriories having such towns except Goa, Daman & Diu. Apart from these in the remaining States, it varied from less than 10 per cent in Gujarat to more than 50 per cent in Haryana, Jammu & Kashmir, Manipur, Meghalaya and Union Territory of Goa, Daman & Diu. In the next size-class apart from Himachal Pradesh, Kerala, Orissa and a few other smaller States and Union Territories where, none of the towns had such facilities, it vared from 6 per cent in Andhra Pradesh to 60 per cent and above in Jammu and Kashmir, Karnataka, Madhya Pradesh, Goa, Daman & Diu. The percentage of towns having Primary Health Centres/Health Centres varied from 5 per cent in Orissa to more than 50 per cent in Jammu and Kashmir, Karnataka, Madhya Pradesh and Uttar Pradesh among the major States in the upper size-class category comprising small towns with more than 10 thousand but less than 20 thousand population. Moreover, in Jammu and Kashmir and Karnataka, 70 per cent and more such towns had these institutions thereby showing a better availability whereas, in some other States, such as Andhra Pradesh, Maharashtra and Tamil Nadu, 15 per cent or less towns falling under this category had such institutions thereby, showing an unsatisfactory position in this regard. Similar type of size-class variations though at a considerably lower scale could be discerned in case of average number of Primary Health Centre/Health Centre per small town.

TABLE 5

Percentage of Small Towns having Primary Health Centres/Health Centres and Number of such Institution(s) per Town among the States/Union Territories by Size-Class, 1981

Sl. No.	State/Union Territory	a-% of Small Towns b-Av. No. per Town	Size-Class: Less than 5,000	5,000—9,999	10,000—19,999	All Small Towns
1	2	3	4	5	6	7
	INDIA	**a**	**30.46**	**39.35**	**37.45**	**37.18**
		b	**1.08**	**1.15**	**1.08**	**1.11**
	States					
1	Andhra Pradesh	a	—	6.45	12.68	10.28
		b	—	1.00	1.00	1.00
2	Bihar	a	—	24.14	31.94	28.30
		b	—	1.14	1.39	1.63
3	Gujarat	a	7.69	39.34	37.21	35.63
		b	1.00	1.00	1.00	1.00
4	Haryana	a	100.00	39.13	44.00	44.00
		b	1.00	1.00	1.00	1.00
5	Himachal Pradesh	a	26.67	—	—	18.18
		b	1.00	—	—	1.00
6	Jammu & Kashmir	a	58.33	60.00	71.43	60.78
		b	1.00	1.00	1.00	1.00
7	Karnataka	a	47.06	62.75	70.54	66.11
		b	1.00	1.00	1.00	1.00

TABLE 5—*Concld.*

1	2	3	4	5	6	7
8	Kerala	a	—	—	38.10	28.57
		b	—	—	1.00	1.00
9	Madhya Pradesh	a	20.00	71.05	63.03	65.97
		b	1.00	1.01	1.03	1.02
10	Maharashtra	a	12.50	31.25	15.00	19.51
		b	1.50	1.13	1.00	1.09
11	Manipur	a	68.75	55.56	50.00	62.07
		b	1.00	1.00	1.00	1.00
12	Meghalaya	a	66.67	33.33	50.00	50.00
		b	1.00	1.00	1.00	1.00
13	Nagaland	a	*	—	—	—
		b	*	—	—	—
14	Orissa	a	—	—	5.00	2.94
		b	—	—	1.00	1.00
15	Punjab	a	35.71	32.50	22.22	28.89
		b	1.00	1.00	1.00	1.00
16	Rajasthan	a	—	21.74	32.67	30.40
		b	—	1.00	1.00	1.00
17	Sikkim	a	28.57	*	*	28.57
		b	1.00	*	*	1.00
18	Tamil Nadu	a	2.86	11.11	13.82	10.25
		b	1.00	1.00	1.35	1.21
19	Tripura	a	—	—	—	—
		b	—	—	—	—
20	Uttar Pradesh	a	44.83	53.39	54.42	52.42
		b	1.21	1.37	1.18	1.27
21	West Bengal	a	25.00	14.29	29.35	23.43
		b	1.00	1.00	1.00	1.00
	Union Territories					
1	A & N Islands	a	*	*	*	*
		b	*	*	*	*
2	Arunachal Pradesh	a	—	20.00	*	16.67
		b	—	1.00	*	1.00
3	Chandigarh	a	—	*	—	—
		b	—	*	—	—
4	Dadra & Nagar Haveli	a	*	—	*	—
		b	*	—	*	—
5	Delhi	a	*	26.67	25.00	26.32
		b	*	1.00	1.00	1.00
6	Goa, Daman & Diu	a	75.00	60.00	66.67	66.67
		b	1.00	1.00	1.00	1.00
7	Lakshadweep	a	*	33.33	*	33.33
		b	*	1.00	*	1.00
8	Mizoram	a	*	40.00	—	40.00
		b	*	2.00	—	2.00
9	Pondicherry	a	100.00	—	—	33.33
		b	1.00	—	—	1.00

*Indicates that Small Town(s) was not in existence.

(iii) **Dispensaries**

In some of the major States such as Andhra Pradesh, Bihar, Gujarat, Maharashtra, Punjab and Rajasthan, as viewed from Table-6, more than half of the small towns had at least one dispensary. Moreover, in Maharashtra, this proportion was more than four-fifth followed by Rajasthan where three-fourth of the small towns had such facility. In Haryana, Jammu and Kashmir, Karnataka, Kerala, Madhya Pradesh, Orissa, Tamil Nadu, Uttar Pradesh and West Bengal, on the other hand, this percentage was less than that observed at the National level (about 41 per cent). Moreover, in Jammu and Kashmir, Karnataka and Tamil Nadu, this was considerably low i.e., less than one-fifth. The average number of dispensaries per small town was the highest in Maharashtra (5.08) followed by Bihar (4.26) and Andhra Pradesh (3.92) among the major States. The lowest (1.06), on the other hand, was noted in Haryana followed by Kerala, Himachal Pradesh, Punjab and Karnataka where it was around 1.1 only. In addition, several other States such as Jammu and Kashmir, Madhya Pradesh, Orissa, Rajasthan, Tamil Nadu, Uttar Pradesh and West Bengal also had a lower average than that noted at the all India level (2.39).

As regards the size-class differences in the percentage of small towns having dispensaries, it would be further observed from the figures presented in the Table-6 that in some of the States viz., Haryana, Kerala, Madhya Pradesh, Manipur and Sikkim besides all those Union Territories having small towns with less than 5,000 population none of the towns falling under this category, had a dispensary. Apart from these in Rajasthan among the major States, all the small towns with less than five thousand population were having dispensaries. This was followed by Andhra Pradesh where, four-fifth of the towns falling under this category had dispensaries. Further, in Maharashtra and Punjab, the proportion of such towns was more than half. In Tamil Nadu, on the other hand, hardly 6 per cent of the Small Towns with less than five thousand population were having dispensaries whereas, in all the other remaining major States this proportion was more than one-fourth with an exception of Karnataka, where 23.53 per cent of the towns falling under this category had dispensaries. Average number of dispensaries per town in this size-class, varied from 1.00 in Karnataka, Orissa, Rajasthan and Tamil Nadu to 1.80 in Gujarat. Similar type of variations in the remaining 2 size-classes could be discerned from the given Table. Lastly, a comparison of the availability of dispensaries in the towns falling among these 3 size-class categories, indicates to a gradual improvement in the percentage of small towns having dispensaries in the upper size-class categories in Bihar, Gujarat, Haryana, Kerala, Maharashtra and Tamil Nadu among the major States. But in the remaining States, the percentage of Small Towns as well as number of dispensaries per Small Town fluctuated from one size-class to another.

TABLE 6

Percentage of Small Towns having Dispensaries and Number of such Institution(s) per Town among the States/Union Territories by Size-Class, 1981

Sl. No.	State/Union Territory	a- % of Small Towns b- Av. No. per Town	Size-Class: Less than 5,000	5,000—9,999	10,000—19,999	All Small Towns
1	2	3	4	5	6	7
	INDIA	**a**	**28.74**	**37.72**	**46.35**	**40.76**
		b	**1.48**	**1.87**	**2.85**	**2.39**
	States					
1	Andhra Pradesh	a	80.00	70.97	52.11	58.88
		b	1.75	2.41	5.05	3.92
2	Bihar	a	40.00	72.41	75.00	72.64
		b	1.50	3.05	4.33	4.26
3	Gujarat	a	38.46	65.57	67.44	64.38
		b	1.80	2.08	3.29	2.75
4	Haryana	a	—	30.43	44.00	36.00
		b	—	1.14	1.00	1.06
5	Himachal Pradesh	a	43.33	33.33	40.00	40.91
		b	1.15	1.00	1.00	1.11
6	Jammu & Kashmir	a	25.00	15.00	—	17.65
		b	1.67	1.00	—	1.44

TABLE 6—*Concld.*

1	2	3	4	5	6	7
7	Karnataka	a	23.53	17.65	13.39	15.56
		b	1.00	1.33	1.07	1.14
8	Kerala	a	—	33.33	42.86	39.29
		b	—	1.50	1.00	1.09
9	Madhya Pradesh	a	—	30.70	26.05	27.73
		b	—	1.46	1.35	1.41
10	Maharashtra	a	56.25	77.08	92.00	84.15
		b	3.89	4.32	5.50	5.08
11	Manipur	a	—	—	—	—
		b	—	—	—	—
12	Meghalaya	a	66.67	33.33	50.00	50.00
		b	1.00	1.00	9.00	3.00
13	Nagaland	a	*	66.67	50.00	60.00
		b	*	1.00	2.00	1.33
14	Orissa	a	33.33	24.00	22.50	23.53
		b	1.00	1.33	1.22	1.25
15	Punjab	a	71.43	60.00	52.78	58.89
		b	1.10	1.04	1.21	1.11
16	Rajasthan	a	100.00	73.91	75.25	75.20
		b	1.00	1.41	1.63	1.59
17	Sikkim	a	—	*	*	—
		b	—	*	*	—
18	Tamil Nadu	a	5.71	15.56	22.76	16.25
		b	1.00	1.57	1.82	1.67
19	Tripura	a	50.00	100.00	100.00	87.50
		b	2.00	2.00	3.00	2.57
20	Uttar Pradesh	a	36.78	32.63	45.12	38.29
		b	1.13	1.14	1.23	1.18
21	West Bengal	a	30.00	26.98	26.09	26.86
		b	1.33	1.53	2.58	2.04
	Union Territories					
1	A & N Islands	a	*	*	*	*
		b	*	*	*	*
2	Arunachal Pradesh	a	—	40.00	*	33.33
		b	—	1.00	*	1.00
3	Chandigarh	a	—	*	100.00	100.00
		b	—	*	2.00	2.00
4	Dadra & Nagar Haveli	a	*	—	*	—
		b	*	—	*	—
5	Delhi	a	*	46.67	50.00	47.37
		b	*	1.00	1.00	1.00
6	Goa, Daman & Diu	a	—	20.00	33.33	16.67
		b	—	1.00	1.00	1.00
7	Lakshadweep	a	*	33.33	*	33.33
		b	*	1.00	*	1.00
8	Mizoram	a	*	50.00	100.00	60.00
		b	*	1.00	1.00	1.00
9	Pondicherry	a	—	—	—	—
		b	—	—	—	—

*Indicates that Small Town(s) was not in existence.

(b) **Change in the Availability of Medical Facilities, 1971—81 :**

Two sets of figures are presented in Table-7 which throw some light on the changes in the availability of medical institutions in Small Towns of India during the last decade. The first set presented under 'A' rows of the Table contains the figures for the urban places which were classified as the Small Towns in 1971 and 1981. Whereas, the second set of figures presented under 'B' rows pertain to the percentage of Small Towns of 1971 having such institutions at the time of 1971 and 1981 censuses. In other words, this set depicts changes amongst those towns only which continued during 1971-81 irrespective of their mobility from this category to other categories viz., medium or large towns or cities. These figures pertain to (i) percentage of Small Towns having medical institutions and (ii) number of institution(s) per Small Town. Figures presented under first row of the given Table revealed that the percentage of Small Towns having Hospitals/Nursing Homes as well as average number of such institutions per Small Town were less in 1981 than those noted in 1971 at the all India level. Whereas, the availability of remaining 2 types of medical institutions as measured in terms of percentage and the average number per town however, showed some improvement during the decade.

The second set of figures provide some insight into the changes in the extent of availability of these medical facilities among the continuing Small Towns of 1971 during the decade. It has been revealed from these figures that while the position of continuing Small Towns of 1971 in regard to the availability of these medical facilities improved when measured in terms of percentage of Small Towns having such facilities and also average number of such institutions per Small Town, the average population covered by each of the 3 types of institutions showed a deterioration in this regard during the decade.

TABLE 7

Variation in the Percentage of Small Towns having certain Medical Institutions and in the Number of such Institution(s) per Town in 1971 and 1981

Institution		% of Towns having		No. of Instt. per Town	
	B	1971	1981	1971	1981
1	2	3	4	5	6
Hospital/Nursing Home	A	48.24	44.49	1.51	1.30
	B	50.63	54.80	1.48	1.53
Primary Health Centre/Health Centre	A	25.05	37.18	1.04	1.11
	B	26.41	33.56	1.04	1.09
Dispensary	A	37.07	40.76	2.32	2.39
	B	38.36	45.46	2.36	3.26

A-Figures relate to the Small Towns of the respective Census viz., 1971 and 1981.

B-Figures relate to the Small Towns of 1971 which continued in 1981.

(i) **Changes in the Percentage of Small Towns having Medical Facilities :**

Figures pertaining to the percentage of small towns of 1971 and 1981 as well as those of 1971 which continued in 1981 having aforesaid 3 medical facilities among the States and Union Territories are given in Table-8. Considering first the variations in the percentage of small towns of 1971 and 1981 with respect to the availability of these facilities, it is noticed from the given Table and Figure-II a, b and c that the percentage of towns having Hospitals/Nursing Homes declined in a large number of States/Union Territories and notable among these were Karnataka, Kerala and Goa, Daman & Diu where, it declined by more than 50 per cent during the decade. In Punjab, on the other hand, among the remaining States which showed an increase in the percentage of Small Towns having such facilities, it doubled (i.e., from 24 per cent to 51 per cent) during the decade. This was followed by Orissa, where 93 per cent of the small towns had this facility in 1981 as against 67 noted earlier. Further, percentage of Small Towns having Primary Health Centres/Health Centres also revealed a decline in some States which was, however, of a lesser magnitude in all these States except Orissa, where, it reduced from 23.64 in 1971 to 2.94 in 1981 and Manipur where, it declined from 85.71 to 62.07. Karnataka, Kerala and Uttar Pradesh on the other hand, among the remaining States showed a remarkable gain where it increased by more than 100 per cent during the decade. Lastly, the percentage of Small Towns having dispensaries decreased in a number of States and a Union Territory. This decline was more conspicuous in Jammu & Kashmir, Karnataka, Tamil Nadu and Goa, Daman & Diu. Whereas, in Bihar and Madhya Pradesh there was enormous growth in

the percentage of Small Towns having dispensaries as it increased from 22 per cent to approximately 73 per cent and from 3 to approximately 28 per cent respectively.

As opposed to the trend noted earlier, data presented under the second rows for each State and Union Territory showed a definite improvement in the availability of these 3 medical facilities among the Small Towns of 1971 in most of the States and Union Territories during the decade. For example, the percentage of Small Towns having Hospitals/Nursing Homes increased in all States and Union Territories over the decade except Karnataka, Rajasthan, Sikkim, Uttar Pradesh and Goa, Daman & Diu where, it reduced during this period. Moreover, this increase was of a higher magnitude in Bihar, Haryana, Jammu & Kashmir, Manipur, Orissa and Punjab. The availibility of Primary Health Centres/Health Centres in the Small Towns of 1971 also revealed a similar trend. In this case, Orissa showed a drastic reduction followed by Andhra Pradesh, Haryana, Himachal Pradesh, Jammu & Kashmir, Manipur and Punjab which showed some reduction. Apart from these, in all other States and Union Territories, there was an increase in the percentage of Small Towns of 1971 having such facilities during the decade. In Karnataka, Kerala and Uttar Pradesh this growth in the percentage was quite remarkable as it more than doubled during the decade.

Lastly, the percentage of Small Towns of 1971 having dispensaries increased in a number of States and Union Territories. Notable in this regard were Bihar and Madhya Pradesh where, it increased by more than 100 per cent. In some States and a Union Territory namely, Haryana, Jammu & Kashmir, Karnataka, Kerala, Maharashtra, Tamil Nadu and Goa, Daman & Diu, the percentage of Small Towns having this facility reduced during the decade and this reduction was rather more significant in Jammu & Kashmir, Kerala and Tamil Nadu where it declined by more than 40 per cent.

TABLE 8

Percentage of Small Towns having certain Medical Institutions, 1971 and 1981

Sl. No.	State/Union Territory	A / B	Hospitals/ Nursing Homes		Pr. Health Centres/ Health Centres		Dispensaries	
			1971	1981	1971	1981	1971	1981
1	2	3	4	5	6	7	8	9
	INDIA	**A**	**48.24**	**44.49**	**25.05**	**37.18**	**38.07**	**40.76**
		B	**50.63**	**54.80**	**26.41**	**33.56**	**38.36**	**45.46**
	States							
1	Andhra Pradesh	A	73.48	72.90	10.61	10.28	57.58	58.88
		B	75.00	83.59	10.94	7.81	57.03	59.38
2	Bihar	A	72.52	83.02	28.24	28.30	22.14	72.64
		B	76.07	93.16	29.06	34.19	22.22	70.94
3	Gujarat	A	42.95	41.88	39.60	35.63	45.64	64.38
		B	43.26	55.32	38.30	41.13	46.10	67.38
4	Haryana	A	30.00	28.00	45.00	44.00	37.50	36.00
		B	29.73	48.65	45.95	37.84	37.84	32.43
5	Himachal Pradesh	A	70.59	65.91	20.59	18.18	23.53	40.91
		B	64.71	73.53	20.59	11.76	23.53	44.12
6	Jammu & Kashmir	A	17.50	27.45	65.00	60.78	32.50	17.65
		B	17.95	38.46	64.10	53.85	33.33	17.95
7	Karnataka	A	53.85	21.11	30.77	66.11	24.18	15.56
		B	54.97	23.98	32.75	67.84	22.22	16.96
8	Kerala	A	69.44	35.71	11.11	28.57	44.44	39.29
		B	92.31	92.31	7.69	23.08	46.15	23.08
9	Madhya Pradesh	A	29.12	31.51	54.40	65.97	3.30	27.73
		B	29.61	38.55	54.75	63.69	3.35	26.82
10	Maharashtra	A	42.86	51.22	14.29	19.51	93.41	84.15
		B	44.64	57.14	14.29	20.83	94.05	92.86

TABLE 8—*Concld.*

1	2	3	4	5	6	7	8	9
11	Manipur	A	28.57	34.48	85.71	62.07	28.57	—
		B	28.57	71.43	85.71	28.57	28.57	—
12	Meghalaya	A	60.00	50.00	—	50.00	60.00	50.00
		B	60.00	60.00	—	20.00	60.00	80.00
13	Nagaland	A	100.00	100.00	—	—	100.00	60.00
		B	100.00	100.00	—	—	100.00	100.00
14	Orissa	A	67.27	92.65	23.64	2.94	29.09	23.53
		B	66.67	94.44	24.07	5.56	29.63	38.89
15	Punjab	A	24.32	51.11	24.32	28.89	56.76	58.89
		B	23.94	57.75	25.35	21.13	57.75	63.38
16	Rajasthan	A	75.00	43.20	22.32	30.40	56.25	75.20
		B	75.00	56.25	22.32	24.11	56.25	77.68
17	Sikkim	A	71.43	42.86	—	28.57	28.57	—
		B	71.43	57.14	—	28.57	28.57	—
18	Tamil Nadu	A	38.29	34.98	8.54	10.25	26.16	16.25
		B	39.16	41.90	8.04	9.09	29.37	19.58
19	Tripura	A	100.00	100.00	—	—	—	87.50
		B	100.00	100.00	—	—	—	100.00
20	Uttar Pradesh	A	71.56	50.19	22.75	52.42	37.91	38.29
		B	72.95	69.08	23.19	49.76	38.16	44.93
21	West Bengal	A	17.19	20.57	29.69	23.43	24.22	26.86
		B	18.10	29.31	31.90	34.48	26.72	27.59
	Union Territories							
1	A & N Islands	A	*	*	*	*	*	*
		B	*	*	*	*	*	*
2	Arunachal Pradesh	A	100.00	100.00	—	16.67	—	33.33
		B	100.00	100.00	—	—	—	—
3	Chandigarh	A	—	—	—	—	100.00	100.00
		B	—	—	—	100.00	100.00	—
4	Dadra & Nagar Haveli	A	*	100.00	*	—	*	—
		B	*	*	*	*	*	*
5	Delhi	A	*	31.58	*	26.32	*	47.37
		B	*	*	*	*	*	*
6	Goa, Daman & Diu	A	55.56	16.67	66.67	66.67	44.44	16.67
		B	55.56	22.22	66.67	88.89	44.44	11.11
7	Lakshadweep	A	*	66.67	*	33.33	*	33.33
		B	*	*	*	*	*	*
8	Mizoram	A	100.00	100.00	—	40.00	—	60.00
		B	100.00	100.00	—	—	—	100.00
9	Pondicherry	A	100.00	66.67	—	33.33	—	—
		B	100.00	100.00	—	—	—	—

A-Figures relate to the Small Towns of the respective Census viz., 1971 and 1981.
B-Figures relate to the Small Towns of 1971 which continued in 1981.
*Indicates that Small Town(s) was not in existence.

FIGURE - II (a)

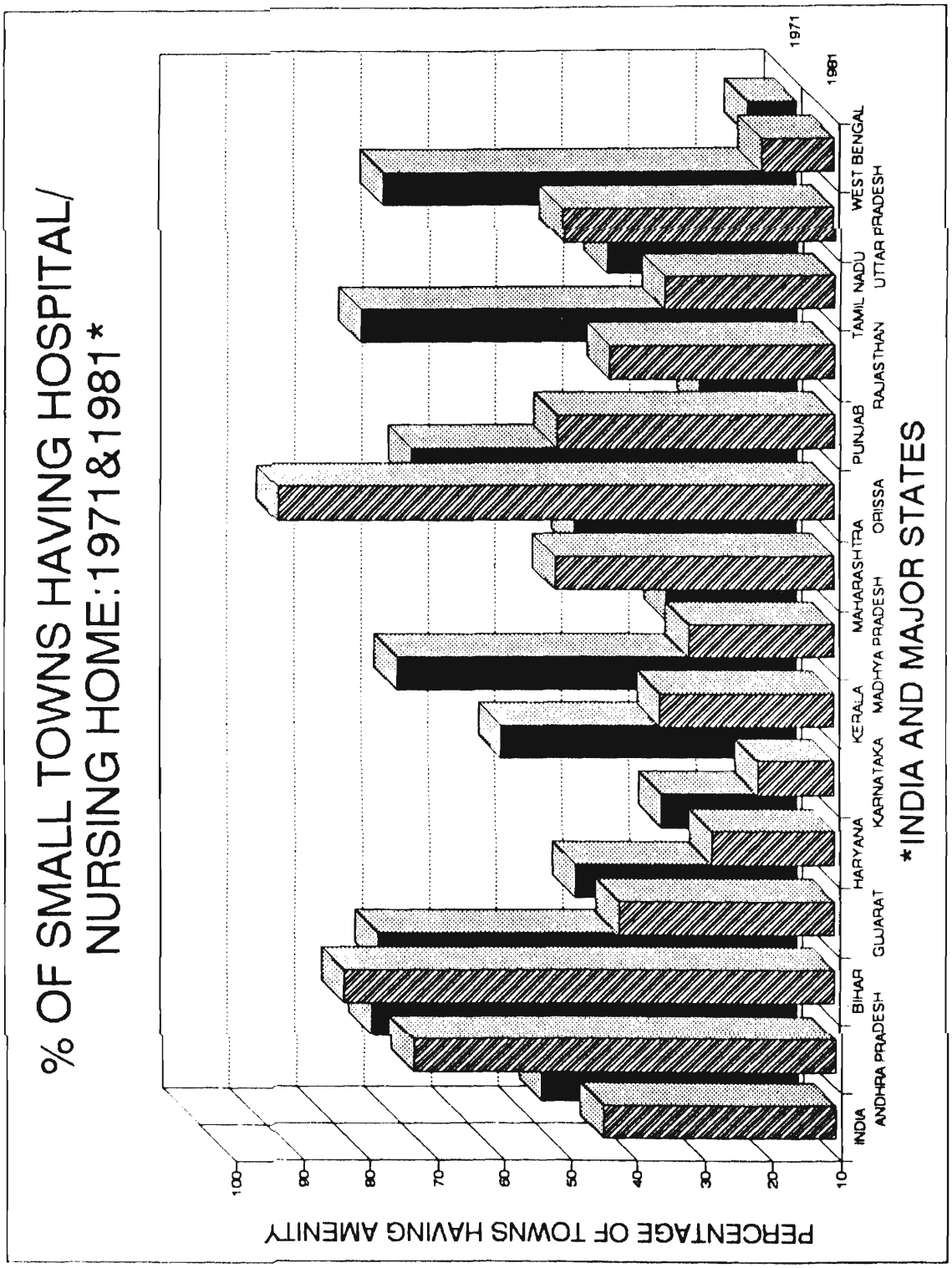
% OF SMALL TOWNS HAVING HOSPITAL/ NURSING HOME:1971&1981*
PERCENTAGE OF TOWNS HAVING AMENITY
100
90
80
70
60
50
40
30
20
10
1971
1981
INDIA
ANDHRA PRADESH
BIHAR
GUJARAT
HARYANA
KARNATAKA
KERALA
MADHYA PRADESH
MAHARASHTRA
ORISSA
PUNJAB
RAJASTHAN
TAMIL NADU
UTTAR PRADESH
WEST BENGAL
*INDIA AND MAJOR STATES

FIGURE - II (b)

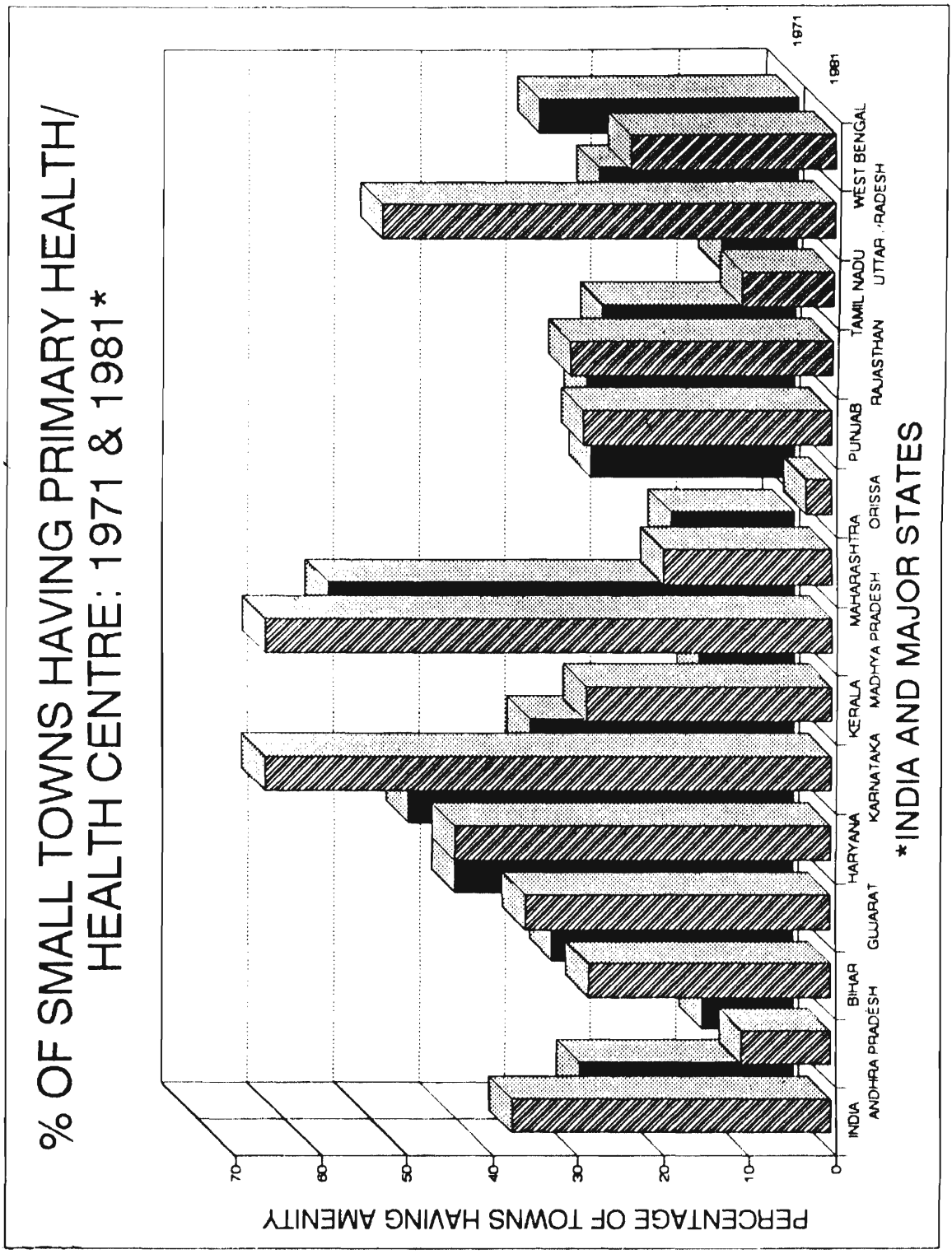
% OF SMALL TOWNS HAVING PRIMARY HEALTH/
HEALTH CENTRE: 1971 & 1981*
PERCENTAGE OF TOWNS HAVING AMENITY
0
10
20
30
40
50
60
70
1971
1981
INDIA
ANDHRA PRADESH
BIHAR
GUJARAT
HARYANA
KARNATAKA
KERALA
MADHYA PRADESH
MAHARASHTRA
ORISSA
PUNJAB
RAJASTHAN
TAMIL NADU
UTTAR PRADESH
WEST BENGAL
*INDIA AND MAJOR STATES

FIGURE - II (c)

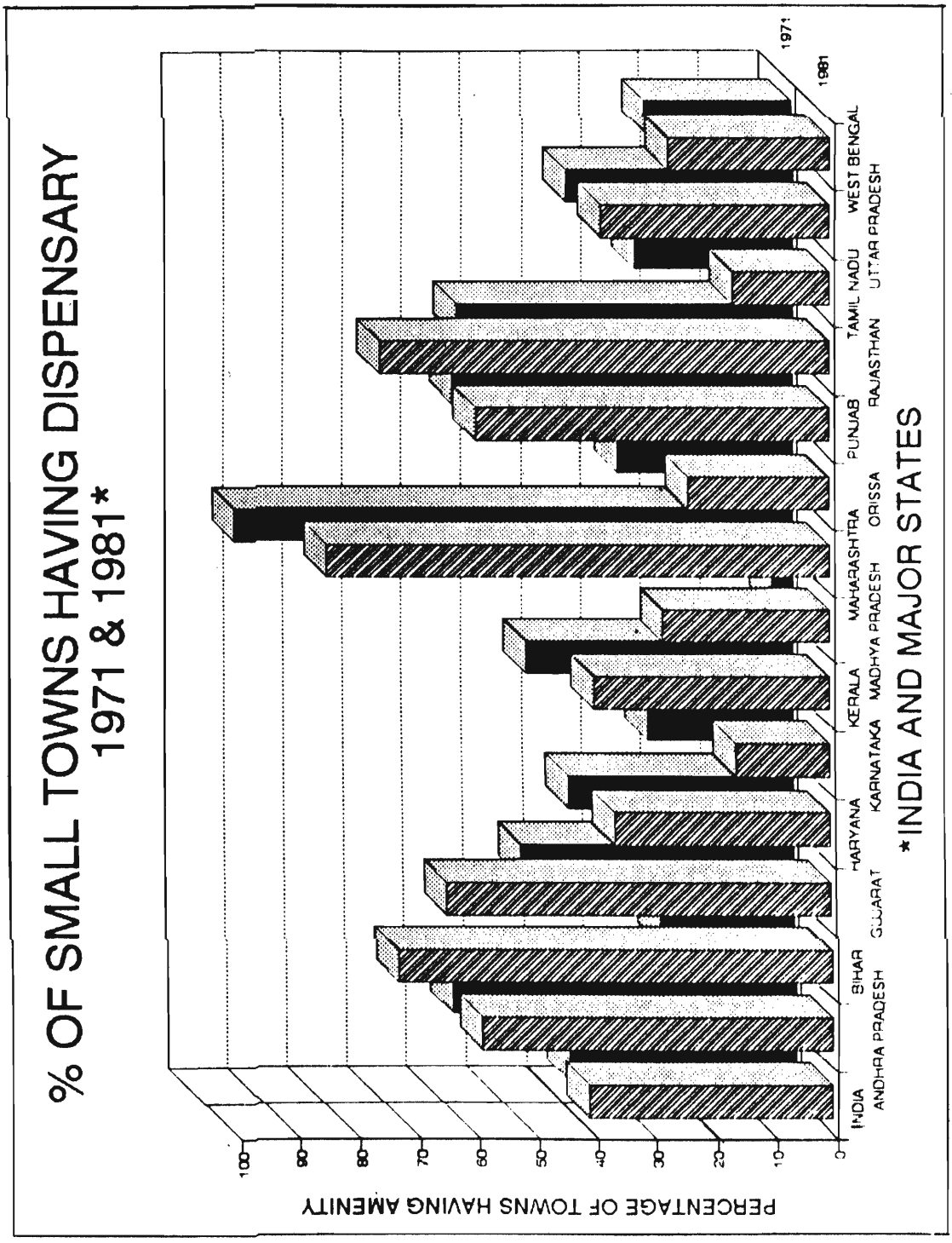
% OF SMALL TOWNS HAVING DISPENSARY
1971 & 1981*
PERCENTAGE OF TOWNS HAVING AMENITY
0
10
20
30
40
50
60
70
80
90
100
1971
1981
INDIA
ANDHRA PRADESH
BIHAR
GUJARAT
HARYANA
KARNATAKA
KERALA
MADHYA PRADESH
MAHARASHTRA
ORISSA
PUNJAB
RAJASTHAN
TAMIL NADU
UTTAR PRADESH
WEST BENGAL
*INDIA AND MAJOR STATES

(ii) Variation in the Average Number of Medical Institutions per Small Town :

Average number of Medical Institutions per Small Town, as seen from the figures presented in Table-9 was higher in 1981 than that noted in 1971 in case of Primary Health Centres/Health Centres and Dispensaries in most of the States and Union Territories. In Andhra Pradesh and Maharashtra, however, the number of Primary Health Centres/Health Centres was comparatively less in 1981 than that of 1971. A similar reduction was noted in Uttar Pradesh and Punjab in case of Dispensaries. As opposed to this, average number of Hospitals/Nursing Homes per Small Town of 1981 was comparatively lower than that noted for the Small Towns of 1971 in more than half of the States. These States were—Andhra Pradesh, Bihar, Haryana, Himachal Pradesh, Karnataka, Meghalaya, Punjab, Rajasthan, Tamil Nadu, Uttar Pradesh and West Bengal.

As regards the changes in the availability of these facilities in the Small Towns of 1971 which continued in 1981, it could further be perused from the given Table that in Bihar, Haryana, Kerala, Punjab, Tamil Nadu, Uttar Pradesh and West Bengal, average number of Hospitals/Nursing Homes per town was lower in 1981 when compared to that observed in 1971. Apart from these States, in most of the remaining ones, either there was no change or a very insignificant growth in it during the decade. The average number of Primary Health Centres/ Health Centres, on the other hand, increased or remained unchanged in all the States except Andhra Pradesh, Mizoram and West Bengal. As compared to this there was considerable improvement in the average number of Dispensaries per town in more than half of the States and Union Territories. Moreover, in some of these States and Union Territories namely, Andhra Pradesh, Bihar, Gujarat, Meghalaya, Nagaland and Chandigarh for example, number of Dispensaries per town doubled or even more than doubled in 1981 when compared to that of 1971.

TABLE 9

Average number of Institution(s) per Small Town having certain Medical Institution(s), 1971 and 1981

Sl. No.	State/Union Territory	A / B	Hospitals/ Nursing Homes		Pre. Health Centres/ Health Centres		Dispensaries	
			1971	1981	1971	1981	1971	1981
1	2	3	4	5	6	7	8	9
	INDIA	**A**	**1.51**	**1.30**	**1.04**	**1.11**	**2.32**	**2.39**
		B	**1.48**	**1.53**	**1.04**	**1.09**	**2.36**	**3.26**
	States							
1	Andhra Pradesh	A	1.97	1.96	1.14	1.00	2.71	3.92
		B	1.98	2.56	1.14	1.00	2.71	5.74
2	Bihar	A	1.48	1.14	1.30	1.33	1.28	4.26
		B	1.51	1.39	1.32	1.60	1.31	5.36
3	Gujarat	A	1.23	1.42	1.00	1.00	1.66	2.75
		B	1.25	1.55	1.00	1.03	1.66	3.08
4	Haryana	A	1.50	1.00	1.00	1.00	1.07	1.06
		B	1.55	1.06	1.00	1.00	1.07	1.08
5	Himachal Pradesh	A	2.54	1.45	1.00	1.00	1.00	1.11
		B	1.09	1.56	1.00	1.00	1.00	1.07
6	Jammu & Kashmir	A	1.00	1.14	1.00	1.00	1.15	1.44
		B	1.00	1.13	1.00	1.00	1.15	1.57
7	Karnataka	A	1.04	1.03	1.00	1.00	1.48	1.14
		B	1.04	1.05	1.00	1.00	1.55	1.14
8	Kerala	A	1.36	1.10	1.00	1.00	1.25	1.09
		B	1.33	1.17	1.00	1.33	1.00	1.33
9	Madhya Pradesh	A	1.02	1.23	1.00	1.02	1.00	1.41
		B	1.02	1.30	1.00	1.02	1.00	1.81

TABLE 9—*Concld.*

1	2	3	4	5	6	7	8	9
10	Maharashtra	A	1.42	1.69	1.15	1.09	5.01	5.08
		B	1.44	1.78	1.17	1.09	5.19	5.76
11	Manipur	A	1.00	1.00	1.00	1.00	1.00	—
		B	1.00	1.20	1.00	1.00	1.00	—
12	Meghalaya	A	2.67	1.50	—	1.00	1.00	3.00
		B	2.67	2.67	—	1.00	1.00	3.00
13	Nagaland	A	1.00	1.20	—	—	1.00	1.33
		B	1.00	2.50	—	—	1.00	2.00
14	Orissa	A	1.24	1.27	1.00	1.00	1.13	1.25
		B	1.25	1.45	1.00	1.00	1.13	1.57
15	Punjab	A	1.22	1.11	1.00	1.00	1.19	1.11
		B	1.24	1.15	1.00	1.07	1.15	1.27
16	Rajasthan	A	1.39	1.26	1.00	1.00	1.41	1.59
		B	1.39	1.40	1.00	1.00	1.41	1.80
17	Sikkim	A	1.00	1.00	—	1.00	1.00	—
		B	1.00	1.00	—	1.00	1.00	—
18	Tamil Nadu	A	1.98	1.19	1.00	1.21	1.16	1.67
		B	1.96	1.28	1.00	1.23	1.26	1.89
19	Tripura	A	1.00	1.13	—	—	—	2.57
		B	1.00	1.00	—	—	—	2.60
20	Uttar Pradesh	A	1.66	1.25	1.06	1.27	1.56	1.18
		B	1.66	1.56	1.06	1.17	1.57	1.41
21	West Bengal	A	1.23	1.08	1.03	1.00	1.87	2.04
		B	1.24	1.18	1.03	1.00	1.87	2.53
	Union Territories							
1	A & N Islands	A	*	*	*	*	*	*
		B	*	*	*	*	*	*
2	Arunachal Pradesh	A	1.00	1.00	—	1.00	—	1.00
		B	1.00	1.00	—	—	—	—
3	Chandigarh	A	—	—	—	—	1.00	2.00
		B	—	—	—	1.00	1.00	—
4	Dadra & Nagar Haveli	A	*	1.00	*	—	*	—
		B	*	*	*	*	*	*
5	Delhi	A	*	1.00	*	1.00	*	1.00
		B	*	*	*	*	*	*
6	Goa, Daman & Diu	A	1.20	1.50	1.00	1.00	3.75	1.00
		B	1.20	2.00	1.00	1.00	3.75	1.00
7	Lakshadweep	A	*	1.00	*	1.00	*	1.00
		B	*	*	*	*	*	*
8	Mizoram	A	1.00	1.20	—	2.00	—	1.00
		B	1.00	2.00	—	—	—	1.00
9	Pondicherry	A	1.00	1.00	—	1.00	—	—
		B	1.00	1.00	—	—	—	—

A—Figures relate to the Small Towns of the respective Census viz., 1971 and 1981.
B—Figures relate to the Small Towns of 1971 which continued in 1981.
*Indicates that Small Town(s) was not in existence.

SECTION THREE : EDUCATIONAL FACILITIES

'Education is a context for interaction, participation and sharpening of the tools of understanding. It is a cultural exposure'[1]. The present education system in India has its roots in the colonial past. After the attainment of freedom, a number of Education Commissions were appointed to study the short-comings of this System and to suggest some measures for its improvement. Subsequently, first National Policy on Education was adopted in the year 1986. This Policy laid more stress on the relation between education, society and development. In accordance with the broad objectives laid down in the Constitution and following the recommendations made by several commissions as well as the policy goals specified from time to time, huge sums were allocated and spent during the successive Five Year Plans which resulted into a significant growth in the education infrastructure for imparting the formal education i.e., School, College and University level education and informal or continuing education. It is, thus, observed by Prof. Wilson in his paper referred to above that 'the number of New Schools, Colleges and Universities started, the establishment of continuing education Centres in the rural area, the launching of Adult Education Programmes, the use of radio, television and films and mass and group learning media and the implementation of programmes of distance learning, on one hand, and the huge sums of fund allotted and spent on these programmes, on the other, demonstrate that the Government has succeeded in meeting one parametre and that is quantity'[2].

Here, an attempt is made in the following account to portray the prevailing situation in regard to the availability of certain basic and higher level learning institutions in the Small Towns of India and also to reveal the extent of growth in such facilities over the last decade. The data source for this analysis is the State Level Town Directory data compiled at the 1971 and 1981 censuses.

(a) Availability of Schools and Colleges in the Small Towns, 1981 :

Normally, all the towns irrespective of their population size are supposed to have schools providing education at least up to primary level. Further, the proportion of towns having higher level educational institutions is supposed to decline gradually. In other words, the proportion of towns having Junior Secondary/Middle Schools is expected to be larger than those having Secondary/Senior Secondary Schools or Pre-university/Inter Colleges. A perusal of figures provided in Table-10 however, reveals some deviations in this regard. For example, it is evident that about 2 per cent of the Small Towns did not have any primary school. Further, the proportion of Small Towns having Junior Secondary/Middle Schools was also slightly lower than those having Senior Secondary/Secondary Schools or Pre-university/Intermediate Colleges. Discrepancies as noted above, are more apparent than the real because,—as will be shown later—while analysing state-level variations in the availability of the different types of schools—that, there has been some amount of under reporting of the schools imparting primary and middle level education. For example, in certain cases, contrary to the explicit instructions to include the composite schools like Middle Schools with primary classes or Secondary Schools with middle classes under the schools of respective levels, these were treated as a single school. Thus, this resulted into omission of the Small Towns having primary and middle schools from the respective categories. Apart from the schooling facility, only one-fifth of the Small Towns had colleges imparting education in Arts/Science/Commerce/Law faculties Figure—III.

The average number of such institutions per town having these facilities, on the other hand, varied from 4.5 in case of Primary Schools to about 2.5 in case of Junior Secondary/Middle Schools and Senior Secondary/Secondary Schools or their equivalent colleges. Besides, there was on an average one Arts/Science/Commerce/Law College per Small Town.

---

[1] K. Wilson, 'Education and Development in India' *Bharatiya Samajik Chintan* (A quarterly Social Science Journal), Vol. XII, No. 4, December, 1989, pp.18—28

[2] *Ibid.*

FIGURE - III

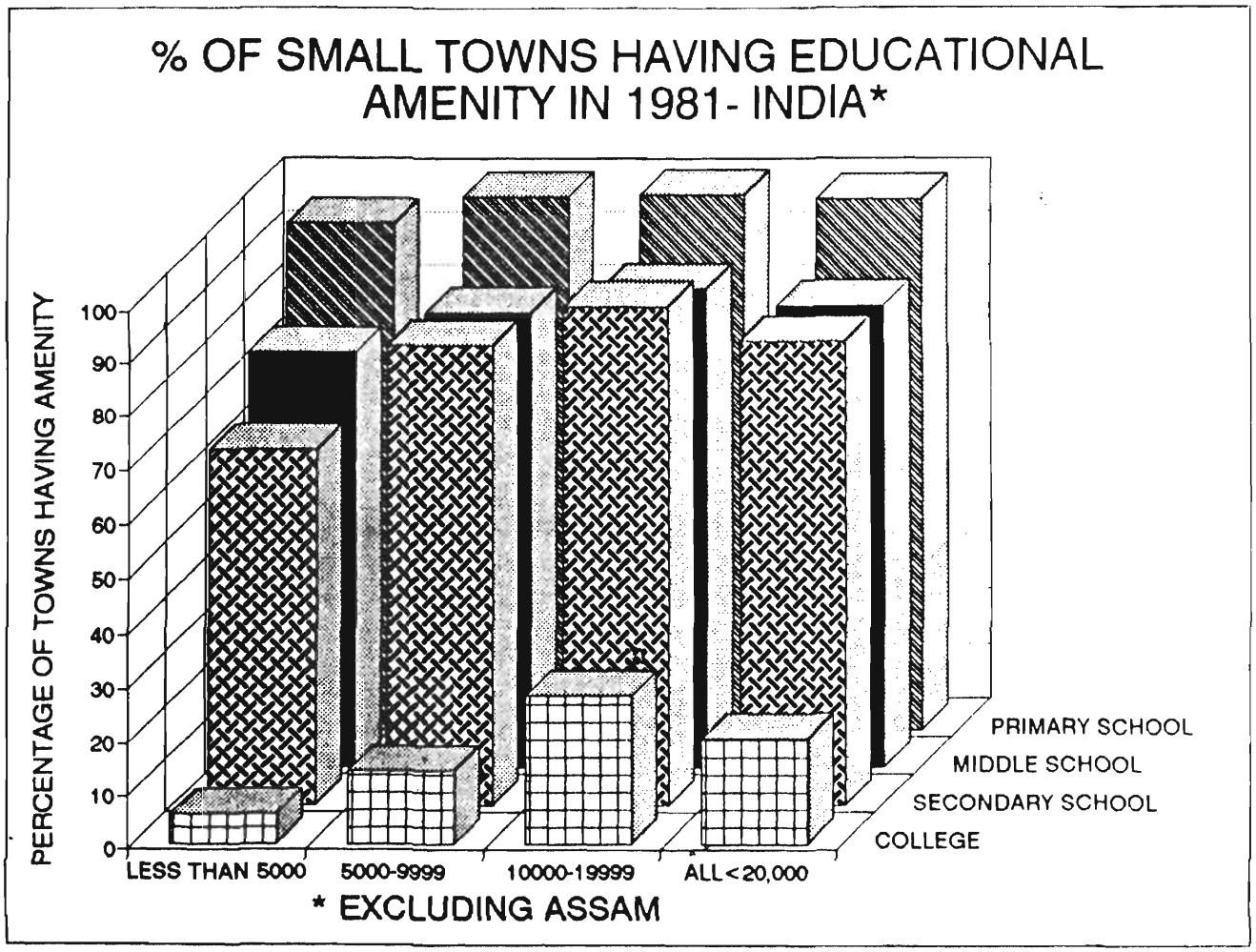
% OF SMALL TOWNS HAVING EDUCATIONAL AMENITY IN 1981- INDIA*
PERCENTAGE OF TOWNS HAVING AMENITY
100
90
80
70
60
50
40
30
20
10
0
LESS THAN 5000
5000-9999
10000-19999
ALL<20,000
PRIMARY SCHOOL
MIDDLE SCHOOL
SECONDARY SCHOOL
COLLEGE
* EXCLUDING ASSAM

TABLE 10

Percentage of Small Towns having different types of Educational Institutions as well as Average number of Institution(s) per Town, 1981

Institution	a-% of Small Towns b-Av. No. per Town	Size-Class			All Small Towns
		Less than 5,000	5,000 to 9,999	10,000 to 19,999	
1	2	3	4	5	6
1. Primary Schools	a	93.68	98.80	99.12	98.25
	b	2.43	3.55	5.85	4.55
2. Junior Secondary/Middle Schools	a	76.72	84.35	88.77	85.49
	b	1.67	2.09	2.90	2.46
3. Senior Secondary/Secondary Schools/ Pre-University/Inter Colleges	a	65.52	85.33	92.46	86.12
	b	1.90	2.18	2.88	2.51
4. Arts/Science/Commerce/Law Colleges	a	5.46	13.76	27.91	19.60
	b	1.05	1.08	1.14	1.12

Differentials in the availability of these facilities in the Small Towns classified into 3 size-class categories clearly indicate to a gradual improvement in the percentage and average number of schools and colleges in accordance with the increase in population size of these towns. For example, percentage of Small Towns with less than 5 thousand population having schools and colleges was comparatively less than those having a population within a range of 5 to 10 thousand. Whereas, the percentage of Small Towns with a population varying from 10 to 20 thousand had a higher extent of availability of such facilities than the remaining 2 categories. Similar type of variations could also be observed from the given Table with respect to the average number of schools/colleges per Small Town having such facilities.

Inter-State variations in the availability of these educational facilities are discussed in the following paragraphs :—

(i) **Primary Schools :**

As stated earlier, though all the Small Towns are supposed to have at least primary level educational facilities, figures presented in Table-11 reveal that in more than half of the States namely, Andhra Pradesh, Gujarat, Jammu and Kashmir, Karnataka, Madhya Pradesh, Maharashtra, Manipur, Meghalaya, Punjab, Sikkim, Tamil Nadu, Uttar Pradesh and West Bengal, the proportion of Small Towns having Primary Schools was less than 100, thus, implying an absence of even the basic educational facilities in Small Towns. This however, is not correct because, as explained earlier, in all such cases the primary level education was imparted in the composite schools having primary classes along with the upper classes up to middle and/or secondary level. Here, instead of counting primary or middle classes as the separate schools these were clubbed together and only one Middle and/or Secondary School was counted in the respective town, thus, amounting to an omission of primary schools in the relevant cases.

The average number of primary school(s) per small town, as seen from the given Table, was the highest in Mizoram (13) followed by Pondicherry, Nagaland, Goa, Daman & Diu, and Dadara & Nagar Haveli. Among the major States, Kerala and Orissa had comparatively large number of such schools (i. e., 7 and more per Small Town). Besides, Andhra Pradesh, Bihar, Jammu and Kashmir, Karnataka, Madhya Pradesh, Rajasthan and West Bengal were also having a comparatively large number of Primary schools than that noted at the National level. As opposed to these, in some of the remaining States/Union Territories namely, Haryana, Punjab, Arunachal Pradesh, Delhi and Lakshadweep, number of primary school(s) per small town was lower than that of the national average.

Further break-up of the Small Towns into 3 size-classes revealed a gradual improvement in the extent of availability of primary schools in most of the States and Union Territories. Some exceptions in this regard were however, noted in Madhya Pradesh, Meghalaya, Tamil Nadu and Tripura where, either the percentage of Small Towns or average number of primary schools per town was comparatively large in the last size-class category comprising towns having less than 5,000 and more but less than 10,000 population than the next higher size-class.

TABLE 11

Percentage of Small Towns having Primary Schools and Number of such Institution(s) per Town among the States/Union Territories by Size-Class, 1981

Sl. No.	State/Union Territory	a-% of Small Towns b-Av. No. per Town	Size-Class			All Small Towns
			Less than 5,000	5,000 to 9,999	10,000 to 19,999	
1	2	3	4	5	6	7
	INDIA	**a**	**93.68**	**98.80**	**99.12**	**98.25**
		b	**2.43**	**3.55**	**5.85**	**4.55**
	States					
1	Andhra Pradesh	a	100.00	93.55	100.00	98.13
		b	2.00	3.86	5.96	5.19
2	Bihar	a	100.00	100.00	100.00	100.00
		b	1.20	2.93	6.22	5.08
3	Gujarat	a	53.85	100.00	100.00	96.25
		b	1.57	2.64	4.51	3.64
4	Haryana	a	100.00	100.00	100.00	100.00
		b	2.50	2.57	3.32	2.94
5	Himachal Pradesh	a	100.00	100.00	100.00	100.00
		b	2.13	4.56	10.60	3.59
6	Jammu & Kashmir	a	87.50	95.00	100.00	92.16
		b	3.62	7.84	9.00	6.13
7	Karnataka	a	94.12	100.00	100.00	99.44
		b	2.63	3.69	6.59	5.41
8	Kerala	a	100.00	100.00	100.00	100.00
		b	4.00	6.83	7.19	7.00
9	Madhya Pradesh	a	100.00	100.00	96.64	98.32
		b	4.00	3.96	6.46	5.19
10	Maharashtra	a	93.75	97.92	100.00	98.78
		b	2.33	3.36	5.19	4.40
11	Manipur	a	93.75	100.00	100.00	96.55
		b	4.53	8.00	16.00	7.29
12	Meghalaya	a	100.00	66.67	100.00	87.50
		b	6.33	4.50	5.50	5.57
13	Nagaland	a	*	100.00	100.00	100.00
		b	*	5.67	12.50	8.40
14	Orissa	a	100.00	100.00	100.00	100.00
		b	1.67	5.24	8.98	7.28
15	Punjab	a	92.86	97.50	97.22	96.67
		b	2.54	2.77	4.11	3.28
16	Rajasthan	a	100.00	100.00	100.00	100.00
		b	2.00	4.04	5.50	5.21
17	Sikkim	a	85.71	*	*	85.71
		b	1.00	*	*	100.00
18	Tamil Nadu	a	97.14	98.89	98.37	98.23
		b	1.62	2.88	5.07	3.52

TABLE 11—*Concld.*

1	2	3	4	5	6	7
19	Tripura	a	100.00	100.00	100.00	100.00
		b	3.00	2.50	6.00	4.38
20	Uttar Pradesh	a	97.70	99.15	99.07	98.88
		b	2.41	2.94	4.69	3.57
21	West Bengal	a	85.00	96.83	98.91	96.57
		b	2.18	4.21	8.19	6.15
	Union Territories					
1	A & N Islands	a	*	*	*	*
		b	*	*	*	*
2	Arunachal Pradesh	a	100.00	100.00	*	100.00
		b	1.00	3.00	*	2.67
3	Chandigarh	a	—	*	—	—
		b	—	*	—	—
4	Dadra & Nagar Haveli	a	*	100.00	*	100.00
		b	*	8.00	*	8.00
5	Delhi	a	*	100.00	100.00	100.00
		b	*	1.87	2.50	2.00
6	Goa, Daman & Diu	a	100.00	100.00	100.00	100.00
		b	6.00	7.60	11.33	8.00
7	Lakshadweep	a	*	100.00	*	100.00
		b	*	3.33	*	3.33
8	Mizoram	a	*	100.00	100.00	100.00
		b	*	8.75	30.00	13.00
9	Pondicherry	a	100.00	100.00	100.00	100.00
		b	2.00	11.00	13.00	8.67

* Indicates that Small Town(s) was not in existence.

(ii) **Junior Secondary/Middle Schools :**

In Haryana, Kerala, Madhya Pradesh, Manipur, Nagaland, Orissa and some of the Union Territories such as Dadra & Nagar Haveli, Goa, Daman & Diu, Lakshadweep, Mizoram and Pondicherry, all the Small Towns as seen from Table-12 had Junior Secondary/Secondary/Middle Schools. Apart from these, in the remaining States and Union Territories this proportion varied from NIL in Gujarat and 57 per cent in Sikkim to 99 per cent in Karnataka and Rajasthan. In Gujarat, the reason for not a single town having such school was due to the fact that only two types of schools namely, Primary and Secondary Schools have been reported, thus, the schools having Junior Secondary/Middle classes are obviously clubbed with the other Secondary Schools imparting higher level school education. Apart from Gujarat, in case of other States lower percentage of Small Towns having such schools could be largely due to the fact that these schools might have been reported as a part of the composite schools providing secondary level educational facilities.

Average number of Junior Secondary/Middle Schools per small town having such schools varied from one in Sikkim and some of the Union Territories to 3 and more in Jammu and Kashmir, Karnataka, Meghalaya, Nagaland, Mizoram and Pondicherry. Thus, only Karnataka among the major States had a fairly large number of such schools (3.6) per town, whereas, in West Bengal, this number was quite low (2 only) followed by Tamil Nadu, having slightly more than 2 such schools per Small Town.

As regards the differentials in the extent of availability of such schools by size-class categories of the Small Towns it is noticed that the Small Towns having a relatively large population size i.e., 10 thousand and more were having a higher percentage and/or number of such schools per town than those having a comparatively low population size i.e., between 5 to 10 thousand or less than 5 thousand in a large number of States and Union Territories. Exceptions to this trend were however, noted in Haryana, Jammu and Kashmir, Karnataka, Punjab, Rajasthan and a few other smaller States and Union Territories.

TABLE 12

Percentage of Small Towns having Junior/Secondary/Middle School and Number of such Institution(s) per Town among the States/Union Territories by Size Class, 1981

Sl. No.	State/Union Territory	a-% of Small Towns b-Av. No. per Town	Size-Class			All Small Towns
			Less than 5,000	5,000 to 9,999	10,000 to 19,999	
1	2	3	4	5	6	7
	INDIA	**a**	**76.72**	**84.35**	**88.77**	**85.49**
		b	**1.67**	**2.09**	**2.90**	**2.46**
	States					
1	Andhra Pradesh	a	80.00	87.10	100.00	95.33
		b	1.50	2.11	2.48	2.34
2	Bihar	a	80.00	96.55	100.00	98.11
		b	1.00	1.89	2.94	2.59
3	Gujarat	a	Data clubbed with other categories (viz. Primary and Secondary Schools)			
		b				
4	Haryana	a	100.00	100.00	100.00	100.00
		b	2.00	2.26	2.12	2.18
5	Himachal Pradesh	a	93.33	100.00	100.00	95.45
		b	1.93	2.56	4.60	2.38
6	Jammu & Kashmir	a	91.67	100.00	100.00	96.08
		b	2.32	3.80	3.71	3.12
7	Karnataka	a	94.12	100.00	99.11	98.89
		b	1.63	2.33	4.46	3.60
8	Kerala	a	100.00	100.00	100.00	100.00
		b	2.00	2.33	2.71	2.61
9	Madhya Pradesh	a	100.00	100.00	100.00	100.00
		b	1.60	2.33	3.51	2.91
10	Maharashtra	a	81.25	89.58	97.00	93.29
		b	1.23	1.95	2.40	2.18
11	Manipur	a	100.00	100.00	100.00	100.00
		b	2.50	2.78	4.25	2.83
12	Meghalaya	a	100.00	66.67	100.00	87.50
		b	2.67	2.50	7.00	3.86
13	Nagaland	a	*	100.00	100.00	100.00
		b	*	4.00	2.50	3.40
14	Orissa	a	100.00	100.00	100.00	100.00
		b	1.67	2.00	3.30	2.75
15	Punjab	a	57.14	62.50	66.67	63.33
		b	2.13	2.08	2.67	2.33
16	Rajasthan	a	100.00	95.65	100.00	99.20
		b	1.00	2.05	2.75	2.61
17	Sikkim	a	57.14	*	*	57.14
		b	1.00	*	*	1.00

TABLE 12—*Concld.*

1	2	3	4	5	6	7
18	Tamil Nadu	a	60.00	85.56	91.06	81.63
		b	1.26	1.71	2.59	2.06
19	Tripura	a	50.00	100.00	100.00	87.50
		b	1.00	1.50	2.75	2.14
20	Uttar Pradesh	a	88.51	91.00	94.88	92.19
		b	1.55	1.90	2.42	2.06
21	West Bengal	a	60.00	73.02	85.87	78.29
		b	1.33	1.80	2.23	2.01
	Union Territories					
1	A & N Islands	a	*	*	*	*
		b	*	*	*	*
2	Arunachal Pradesh	a	100.00	80.00	*	83.33
		b	1.00	1.50	*	1.40
3	Chandigarh	a	—	*	—	—
		b	—	*	—	—
4	Dadra & Nagar Haveli	a	*	100.00	*	100.00
		b	*	1.00	*	1.00
5	Delhi	a	*	73.33	50.00	68.42
		b	*	1.45	1.50	1.46
6	Goa, Daman & Diu	a	100.00	100.00	100.00	100.00
		b	2.25	3.40	5.67	3.58
7	Lakshadweep	a	*	100.00	*	100.00
		b	*	1.33	*	1.33
8	Mizoram	a	*	100.00	100.00	100.00
		b	*	3.75	16.00	6.20
9	Pondicherry	a	—	100.00	100.00	100.00
		b	—	4.00	4.00	4.00

* Indicates that Small Town(s) was not in existence.

(iii) Senior Secondary/Secondary Schools and Pre-University/Intermediate Colleges

A perusal of Table-13 shows that all the Small Towns of Haryana, Nagaland, Orissa, Rajasthan and Tripura besides some other Union Territories had such types of schools and colleges. Apart from these, in the ramaining States and Union Territories, proportion of Small Towns having these institutions varied from less than 30 per cent in Sikkim to 98 per cent in Jammu and Kashmir and Punjab. Besides Sikkim, in Tamil Nadu, West Bengal, Delhi and Pondicherry, the proportion of Small Towns having such types of schools and colleges was considerably low and it varied from about 63 per cent in case of Delhi and 64 per cent in case of Tamil Nadu to about 67 and 69 per cent in Pondicherry and West Bengal respectively.

Average number of such schools/colleges was the highest (4.19) in Maharashtra followed by Pondicherry (4.0). As against this in Bihar, Kerala, Madhya Pradesh, Sikkim and Lakshadweep, number of such schools/colleges was less than 2 per Small Town having such facility.

As regards the size-classes differentials in the availability of Senior Secondary/Higher Secondary Schools and Pre-university/Intermediate Colleges, it may, further, be noted from the given Table that except Andhra Pradesh, Bihar, Kerala, Meghalaya and Delhi, in all other States and Union Territories the proportion of Small Towns having such schools/colleges and/or average number of such institutions per Small Town was higher in case of categories comprising Small Towns with a relatively higher population size than those comprising Small Towns with small population size.

TABLE 13

Percentage of Small Towns having Senior Secondary/Secondary Schools/Pre-University/Intermediate Colleges and Number of such Institution(s) per Town among the States/Union Territories by Size-Class, 1981

Sl. No.	State/Union Territory	a-% of Small Towns b-Av. No. per Town	Size-Class			All Small Towns
			Less than 5,000	5,000 to 9,999	10,000 to 19,999	
1	2	3	4	5	6	7
	INDIA	**a**	**65.52**	**85.33**	**92.46**	**86.12**
		b	**1.90**	**2.18**	**2.85**	**2.51**
	States					
1	Andhra Pradesh	a	80.00	77.42	97.18	90.65
		b	1.00	1.71	2.46	2.22
2	Bihar	a	80.00	89.66	94.44	92.45
		b	1.75	1.42	2.01	1.85
3	Gujarat	a	23.08	83.61	95.35	85.00
		b	2.00	2.76	3.73	3.33
4	Haryana	a	100.00	100.00	100.00	100.00
		b	1.50	2.26	2.72	2.46
5	Himachal Pradesh	a	80.00	100.00	100.00	86.36
		b	2.25	3.44	5.00	2.89
6	Jammu & Kashmir	a	95.83	100.00	100.00	98.04
		b	1.96	2.30	2.43	2.16
7	Karnataka	a	76.47	86.27	93.75	90.00
		b	1.77	2.14	2.65	2.44
8	Kerala	a	100.00	66.67	71.43	71.43
		b	1.00	1.50	1.47	1.45
9	Madhya Pradesh	a	40.00	94.74	96.64	94.54
		b	1.00	1.48	2.03	1.76
10	Maharashtra	a	75.00	91.67	97.00	93.29
		b	2.42	3.61	4.67	4.19
11	Manipur	a	81.25	88.89	100.00	86.21
		b	1.62	2.13	4.50	2.24
12	Meghalaya	a	100.00	33.33	100.00	75.00
		b	2.00	1.00	2.50	2.00
13	Nagaland	a	*	100.00	100.00	100.00
		b	*	2.33	4.00	3.00
14	Orissa	a	100.00	100.00	100.00	100.00
		b	1.00	1.96	2.35	2.15
15	Punjab	a	92.86	97.50	100.00	97.78
		b	1.62	2.21	3.06	2.47
16	Rajasthan	a	100.00	100.00	100.00	100.00
		b	1.00	2.43	2.43	2.42
17	Sikkim	a	28.57	*	*	28.57
		b	1.50	*	*	1.50
18	Tamil Nadu	a	27.14	65.56	84.55	64.31
		b	1.53	1.93	2.63	2.29

TABLE 13—*Concld.*

1	2	3	4	5	6	7
19	Tripura	a	100.00	100.00	100.00	100.00
		b	2.00	3.00	4.50	3.50
20	Uttar Pradesh	a	80.46	86.44	89.77	86.80
		b	2.01	2.19	3.01	2.50
21	West Bengal	a	45.00	61.90	78.26	68.57
		b	1.89	2.23	2.68	2.48
	Union Territories					
1	A & N Islands	a	*	*	*	*
		b	*	*	*	*
2	Arunachal Pradesh	a	100.00	100.00	—	100.00
		b	2.00	2.60	*	2.50
3	Chandigarh	a	—	*	—	—
		b	—	*	—	—
4	Dadra & Nagar Haveli	a	*	100.00	*	100.00
		b	*	2.00	*	2.00
5	Delhi	a	*	66.67	50.00	63.16
		b	*	2.50	2.00	2.42
6	Goa, Daman & Diu	a	100.00	100.00	100.00	100.00
		b	2.75	3.60	5.67	3.83
7	Lakshadweep	a	*	100.00	*	100.00
		b	*	1.33	*	1.33
8	Mizoram	a	*	100.00	100.00	100.00
		b	*	3.00	6.00	3.60
9	Pondicherry	a	—	100.00	100.00	66.67
		b	—	4.00	4.00	4.00

* Indicates that Small Town(s) was not in existence.

(iv) Arts/Science/Commerce/Law Colleges

The availability of college level education facilities in the above mentioned faculties was substantially low in the Small Towns. For example, it is evident from Table 14 that hardly one-fifth of the Small Towns were having such colleges at the all India level. Among the major States, proportion of Small Towns having such colleges varied from less than 10 per cent to 30 per cent and more in Bihar, Haryana, Maharashtra, Orissa and Punjab. Average number of colleges per Small Town among these States, on the other hand, revealed a comparatively less amount of variation as in all the States and Union Territories number of such colleges varied in between 1 and 2 only.

The size-class differences in the availability of colleges as noted from the figures presented in the given Table revealed that only a very few of the Small Towns having less than 5 thousand population, in some of the States such as Bihar, Himachal Pradesh, Karnataka, Manipur, Punjab, Tamil Nadu, Uttar Pradesh and West Bengal had such colleges. Similarly, the proportions of Small Towns with 5 thousand and more but less than 10 thousand population having such colleges were substantially lower than the towns falling under the next category in all the States and Union Territories having such colleges. Lastly, the average number of colleges per Small Town also revealed similar type of variations barring a few exceptions as noted in Bihar, Karnataka, Orissa, Uttar Pradesh and West Bengal.

TABLE 14

Percentage of Small Towns having Arts/Science/Commerce/Law Colleges and Number of such Institution(s) per Small Town among the States/Union Territories by Size-Class, 1981

Sl. No.	State/Union Territory	a-% of Small Towns b-Av. No. per Town	Size-Class			All Small Towns
			Less than 5,000	5,000 to 9,999	10,000 to 19,999	
1	2	3	4	5	6	7
	INDIA	**a**	**5.46**	**13.70**	**27.91**	**19.60**
		b	**1.05**	**1.08**	**1.14**	**1.12**
	States					
1	Andhra Pradesh	a	—	3.23	21.13	14.95
		b	—	1.00	1.20	1.19
2	Bihar	a	20.00	20.69	48.61	39.62
		b	1.00	0.83	1.06	1.02
3	Gujarat	a	—	4.92	12.79	8.75
		b	—	1.33	1.91	1.79
4	Haryana	a	—	13.04	48.00	30.00
		b	—	1.00	1.00	1.00
5	Himachal Pradesh	a	6.67	55.56	100.00	27.27
		b	1.00	1.00	1.40	1.17
6	Jammu & Kashmir	a	—	5.00	14.29	3.92
		b	—	1.00	1.00	1.00
7	Karnataka	a	5.88	9.80	17.86	14.44
		b	1.00	1.80	1.00	1.15
8	Kerala	a	—	—	9.52	7.14
		b	—	—	1.00	1.00
9	Madhya Pradesh	a	—	10.53	46.22	28.15
		b	—	1.00	1.07	1.06
10	Maharashtra	a	—	20.83	51.00	37.20
		b	—	1.20	1.29	1.28
11	Manipur	a	12.50	22.22	75.00	13.79
		b	1.00	1.00	1.00	1.75
12	Meghalaya	a	—	33.33	50.00	25.00
		b	—	1.00	1.00	1.00
13	Nagaland	a	*	33.33	100.00	60.00
		b	*	1.00	1.00	1.00
14	Orissa	a	—	44.00	72.50	58.82
		b	—	1.09	1.07	1.08
15	Punjab	a	14.29	40.00	55.56	42.22
		b	1.00	1.00	1.10	1.05
16	Rajasthan	a	—	4.35	14.85	12.80
		b	—	1.00	1.40	1.38
17	Sikkim	a	—	*	*	—
		b	—	*	*	—
18	Tamil Nadu	a	4.29	5.56	8.94	6.71
		b	1.00	1.00	1.09	1.05
19	Tripura	a	—	—	100.00	50.00
		b	—	—	1.00	1.00
20	Uttar Pradesh	a	8.05	13.56	15.81	13.57
		b	1.14	1.03	1.00	1.03
21	West Bengal	a	5.00	6.35	21.74	14.29
		b	1.00	1.50	1.05	1.12

TABLE 14—*Concld.*

1	2	3	4	5	6	7
	Union Territories					
1	A & N Islands	a	*	*	*	*
		b	*	*	*	*
2	Arunachal Pradesh	a	—	40.00	*	33.33
		b	—	1.00	*	1.00
3	Chandigarh	a	—	*	—	—
		b	—	*	—	—
4	Dadra & Nagar Haveli	a	*	—	*	—
		b	*	—	*	—
5	Delhi	a	*	6.67	—	5.26
		b	*	1.00	—	1.00
6	Goa, Daman & Diu	a	—	—	—	—
		b	—	—	—	—
7	Lakshadweep	a	*	—	*	—
		b	*	—	*	—
8	Mizoram	a	*	75.00	100.00	80.00
		b	*	1.00	1.00	1.00
9	Pondicherry	a	—	100.00	100.00	66.67
		b	—	1.00	1.00	1.00

*Indicates that Small Town(s) was not in existence.

(b) **Changes in the Availability of Educational Facilities, 1971-1981 :**

As regards the increase in the percentage of Small Towns having certain educational facilities as well as in the number of such institution(s) per town, it may be noted from the figures provided in Table-15 that the percentage of Small Towns having schools and colleges as well as number of institution(s) per town has increased during the decade. For example, the percentage of Small Towns having Primary Schools increased from less than 90 in 1971 to 98 per cent in 1981 whereas, those having Middle Schools increased from approximately 59 per cent to little more than 85 per cent during the decade. As against this the percentage of Small Towns having Senior Secondary/Secondary Schools and Pre-University/Intermediate Colleges as well as those having Arts/Science/Commerce/Law Colleges increased at a rather slower pace. For example, proportions of Small Towns having Senior Secondary/Secondary Schools or its equivalent colleges increased from 85 to 86 and that of the Arts/Science/Commerce/Law Colleges increased from approximately 19 to about 20 per cent. The average number of schools/colleges per town on the other hand revealed a significant growth in case of Senior Secondary/Secondary Schools or their equivalent colleges as the number of such institution(s) increased from 1.83 per town in 1971 to 2.51 per Small Town having such facilities in 1981. Apart from this, the average number of Middle and Primary Schools per town increased from 2.15 and 4.31 to 2.46 and 4.55 respectively during the decade. Lastly, the average number of Arts/Science/Commerce/Law Colleges increased from 1.06 to 1.12 per Small Town during the decade.

A further probe into the growth in the availability of these educational institutions in case of Small Towns of 1971 which continued over the decade indicate to the fact that there has been a significant growth in the extent of availability of college level educational facilities in the Small Towns. To wit, the proportion of Small Towns having such colleges in the Small Towns (of 1971) was less than 20 per cent in 1971 which increased to almost 31 per cent in 1981. Apart from this, the percentage of Small Towns of 1971 having Junior Secondary/Middle Schools also revealed a rapid growth that is from 60 per cent in 1971 to 87 per cent in 1981. The proportion of Small Towns of 1971 having Senior Secondary/Secondary Schools or its equivalent colleges as well as those having Primary Schools also revealed some improvement over the decade. Improvement in the average number of schools and colleges among these towns on the other hand was quite significant in case of schools of different types. For example, average number of Senior Secondary/Secondary Schools improved from less than 2 per town in 1971 to little more than 3 and that of the Primary Schools from around 4.4 to almost 6. Whereas, that of the Junior Secondary/Middle Schools improved from 2.1 to 2.5 per town during the decade. As against this, the average number of Arts/Science/Commerce/Law Colleges revealed a lesser magnitude of change as it

increased from 1.09 per town in 1971 to 1.15 in 1981. It may, thus, be growth in the availability of educational facilities as measured in terms of percentage of Small Towns having different types of schools and colleges as well as in the average number of such institution(s) per town at the all India level. This holds true in both the cases i.e., for Small Towns of 1971 and 1981 as well as those Small Towns of 1971 which continued during the decade.

TABLE 15

Variation in the Percentage of Small Towns having certain Educational Institutions and in the Number of such Institution(s) per Town in 1971 and 1981

Institution	A	Percentage of Towns		No. of Institutions per Town	
	B	1971	1981	1971	1981
1	2	3	4	5	6
Primary Schools	A	89.50	98.25	4.31	4.55
	B	92.01	98.96	4.39	5.99
Junior Secondary/Middle Schools	A	58.60	85.49	2.15	2.46
	B	60.33	87.11	2.15	2.46
Senior Secondary/Secondary Schools/ Pre-University/Intermediate Colleges	A	85.03	86.12	1.83	2.51
	B	88.47	91.60	1.85	3.02
Arts/Science/Commerce/Law Colleges	A	18.77	19.60	1.06	1.12
	B	19.42	30.95	1.09	1.15

A—Figures relate to the Small Towns of the respective Census viz., 1971 and 1981.

B—Figures relate to the Small Towns of 1971 which continued in 1981.

Inter-State variations in the percentage of Small Towns having different types of schools and colleges as well as number of such institution(s) per town are as follows :—

(i) **Changes in the Percentage of Small Towns having Schools and Colleges :**

A state-level comparison of the percentage of Small Towns having different types of schools and colleges, as attempted from the figures provided in Table-16 and Figure-IV a, b, c and d reveals that percentage of Small Towns having Primary Schools in 1981 was comparatively higher than that of the 1971 in all the States and Union Territories except Gujarat, Jammu and Kashmir, Manipur, Meghalaya and West Bengal. Gain in the percentage of Small Towns having Primary Schools was most conspicuous in Sikkim where, it increased from less than 15 in 1971 to more than 85 per cent in 1981. Apart from this, Himachal Pradesh, Karnataka, Kerala, Punjab and Tamil Nadu as well as the Union Territory of Arunachal Pradesh also revealed a significant increase in this percentage. In case of Junior Secondary/Middle Schools, apart from Gujarat where, such schools were clubbed with other Secondary Schools, in all the remaining States and Union Territories (except Sikkim) the percentage of Small Towns having such schools was comparatively high in 1981 than that of the 1971. The States showing more than two fold increase in the percentage of Small Towns having such schools during the decade were Andhra Pradesh, Haryana, Himachal Pradesh, Maharashtra, Punjab as well as Union Territories of Arunachal Pradesh, Goa, Daman & Diu. The percentage of Small Towns having Secondary/Senior Secondary Schools or Pre-University/Intermediate Colleges increased in all the States except Andhra Pradesh, Gujarat, Karnataka, Kerala, Maharashtra, Punjab, Sikkim, Tamil Nadu and West Bengal. The extent of increase as noted in this case was however, comparatively lower than that observed in case of Junior Secondary/Middle Schools. As opposed to this, the percentage of Small Towns having Arts/Science/Commerce/Law Colleges was comparatively low in a number of States in 1981 than that noted in 1971. Moreover, in some of the States such as Jammu and Kashmir, Kerala, Manipur, Meghalaya and Union Territory of Goa, Daman & Diu, there was a significant reduction in it as the proportion of Small Towns having such colleges reduced by half or even less in 1981. Among the major States showing gain in this percentage in Punjab there was a significant growth i.e., from almost 23 per cent in 1971 to more than 42 per cent in 1981. The decline in the percentage of Small Towns having colleges as well as certain types of schools in 1981 than that noted in 1971 as explained in the earlier section while discussing about the availability of medical facilities, is mostly due to the movement of towns having such colleges/schools into higher size-class categories due to increase in population size, on one hand, and addition of certain new towns at the time of last Census which might not be having such facilities.

The adjustment for the mobility of towns as reflected through the second set of figures provided in "rows-B" of the given Table pertaining to the change in the availability of the schools and colleges into Small Towns of 1971 thus indicate to a significant growth in the extent of availability of schools and colleges in a majority of the States and Union Territories. For example, except Jammu and Kashmir, in all the other States and Union Territories, the availability of Primary Schools in the Small Towns either improved or remained the same during the decade. Whereas, in Jammu and Kashmir it reduced to some extent i.e., from approximately 95 per cent to 92 per cent during the decade. This reduction could only be due to fact that such schools might be the part of the composite schools in case of certain towns. Apart from this, in some of the States such as Himachal Pradesh, Karnataka, Kerala, Punjab, Sikkim, Tamil Nadu and in the Union Territory of Arunachal Pradesh, percentage of Small Towns having Primary Schools increased considerably during the decade. Further, the percentage of Small Towns having Junior Secondary/Middle Schools improved in all the States and Union Territories. Moreover, some of the States namely, Andhra Pradesh, Haryana, Himachal Pradesh, Maharashtra, Punjab and Union Territories of Arunachal Pradesh, Goa, Daman & Diu and Pondicherry revealed doubling or more in the percentage of Small Towns of 1971 having such schools. The percentage of Small Towns of 1971 having Senior Secondary Schools or its equivalent colleges either remained unchanged or improved in all the States except Sikkim where, it declined from 57 per cent in 1971 to about 43 per cent in 1981. Further, in most of the States and Union Territories the gain in the percentage of Small Towns of 1971 having such schools/colleges was of a comparatively lower magnitude than that noted in case of Junior Secondary/Middle Schools. Lastly, the percentage of Small Towns of 1971 having Arts/Science/Commerce/Law Colleges improved in all the States and Union Territories except a few where, it remained unchanged during the decade. Moreover, some of the major States such as Bihar, Haryana, Kerala, Madhya Pradesh, Maharashtra, Orissa, Punjab, Rajasthan and Uttar Pradesh revealed a higher extent of gain over the decade in the percentage of Small Towns of 1971 having such colleges.

TABLE 16

Percentage of Small Towns having certain Educational Institution(s), 1971 and 1981

Sl. No.	State/Union Territory	A B	Arts/Science/ Commerce/Law Colleges		Secondary/Higher Secondary Schools		Junior Secondary/ Middle Schools		Primary Schools	
			1971	1981	1971	1981	1971	1981	1971	1981
1	2	3	4	5	6	7	8	9	10	11
	INDIA	**A**	**18.77**	**19.60**	**85.03**	**86.12**	**58.60**	**85.49**	**89.50**	**98.25**
		B	**19.42**	**30.95**	**88.47**	**91.60**	**60.33**	**87.11**	**92.01**	**98.96**
	States									
1	Andhra Pradesh	A	15.91	14.95	91.67	90.65	38.64	95.33	97.73	98.13
		B	16.41	28.13	92.19	94.53	39.84	96.09	98.44	98.44
2	Bihar	A	34.35	39.62	86.26	92.45	95.42	98.11	96.95	100.00
		B	37.61	52.14	88.89	95.73	96.58	99.15	97.44	99.15
3	Gujarat	A	12.75	8.75	95.30	85.00	N. A.	N. A.	98.66	96.25
		B	13.48	17.73	95.04	97.16	N. A.	N. A.	98.58	100.00
4	Haryana	A	32.50	30.00	95.00	100.00	35.00	100.00	97.50	100.00
		B	32.43	48.65	94.59	100.00	37.84	100.00	97.30	100.00
5	Himachal Pradesh	A	29.41	27.27	85.29	86.36	35.29	95.45	64.71	100.00
		B	29.41	35.29	85.29	94.12	35.29	94.12	64.71	100.00
6	Jammu & Kashmir	A	10.00	3.92	92.50	98.04	67.50	96.08	92.50	92.16
		B	10.26	10.26	92.31	97.44	69.23	97.44	94.87	92.31
7	Karnataka	A	17.03	14.44	91.21	90.00	95.60	98.89	85.16	99.44
		B	16.96	23.39	91.81	97.08	96.49	100.00	85.38	100.00
8	Kerala	A	25.00	7.14	88.89	71.43	77.78	100.00	88.89	100.00
		B	38.46	53.85	92.31	100.00	84.62	100.00	84.62	100.00

TABLE 16—*Concld.*

1	2	3	4	5	6	7	8	9	10	11
9	Madhya Pradesh	A	24.18	28.15	91.76	94.54	83.52	100.00	97.25	98.32
		B	18.99	38.55	92.74	95.53	84.36	100.00	97.21	97.21
10	Maharashtra	A	23.63	37.20	93.41	93.29	45.05	93.29	98.35	98.78
		B	24.40	47.62	95.24	98.21	45.24	98.81	98.21	100.00
11	Manipur	A	85.71	13.79	85.71	86.21	85.71	100.00	100.00	96.55
		B	85.71	85.71	85.71	100.00	85.71	100.00	100.00	100.00
12	Meghalaya	A	60.00	25.00	100.00	75.00	80.00	87.50	100.00	87.50
		B	60.00	60.00	100.00	80.00	80.00	100.00	100.00	100.00
13	Nagaland	A	100.00	60.00	100.00	100.00	100.00	100.00	100.00	100.00
		B	100.00	100.00	100.00	100.00	100.00	100.00	100.00	100.00
14	Orissa	A	47.27	58.82	100.00	100.00	70.91	100.00	100.00	100.00
		B	48.15	75.93	100.00	100.00	70.37	100.00	100.00	100.00
15	Punjab	A	22.97	42.22	98.65	97.78	24.32	63.33	71.62	96.67
		B	23.94	53.52	100.00	100.00	21.13	69.01	71.83	97.18
16	Rajasthan	A	16.07	12.80	97.32	100.00	62.50	99.20	93.75	100.00
		B	16.07	25.89	97.32	100.00	62.50	100.00	93.75	100.00
17	Sikkim	A	14.29	—	57.14	28.57	57.14	57.14	14.29	85.71
		B	14.29	14.29	57.14	42.86	57.14	71.43	14.29	85.71
18	Tamil Nadu	A	7.91	6.71	66.77	64.31	56.96	81.63	82.59	98.23
		B	8.39	10.14	69.23	69.23	56.99	84.97	81.82	98.95
19	Tripura	A	40.00	50.00	100.00	100.00	80.00	87.50	100.00	100.00
		B	40.00	100.00	100.00	100.00	80.00	100.00	100.00	100.00
20	Uttar Pradesh	A	16.11	13.57	85.78	86.80	79.15	92.19	96.68	98.88
		B	16.43	26.09	86.47	91.79	79.23	92.75	96.62	98.55
21	West Bengal	A	14.84	14.29	82.81	68.57	53.13	78.29	98.44	96.57
		B	14.66	24.14	81.03	86.21	51.72	89.66	98.28	100.00
	Union Territories									
1	A & N Islands	A	*	*	*	*	*	*	*	*
		B	*	*	*	*	*	*	*	*
2	Arunachal Pradesh	A	25.00	33.33	100.00	100.00	25.00	83.33	50.00	100.00
		B	25.00	25.00	100.00	100.00	25.00	100.00	50.00	100.00
3	Chandigarh	A	—	—	100.00	—	—	—	100.00	—
		B	—	—	100.00	100.00	—	—	100.00	100.00
4	Dadar and Nagar Haveli	A	*	—	*	100.00	*	100.00	*	100.00
		B	*	*	*	*	*	*	*	*
5	Delhi	A	*	5.26	*	63.16	*	68.42	*	100.00
		B	*	*	*	*	*	*	*	*
6	Goa, Daman & Diu	A	11.11	—	100.00	100.00	33.33	100.00	100.00	100.00
		B	11.11	11.11	100.00	100.00	33.33	100.00	100.00	100.00
7	Lakshadweep	A	*	—	*	100.00	*	100.00	*	100.00
		B	*	*	*	*	*	*	*	*
8	Mizoram	A	100.00	80.00	100.00	100.00	100.00	100.00	100.00	100.00
		B	100.00	100.00	100.00	100.00	100.00	100.00	100.00	100.00
9	Pondicherry	A	—	66.67	100.00	66.67	50.00	66.67	100.00	100.00
		B	—	100.00	100.00	100.00	50.00	100.00	100.00	100.00

A—Figures relate to the Small Towns of the respective Census viz., 1971 and 1981.
B—Figures relate to the small towns of 1971 which continued in 1981.
* Indicates that Small Town(s) was not in existence.

FIGURE - IV (a)

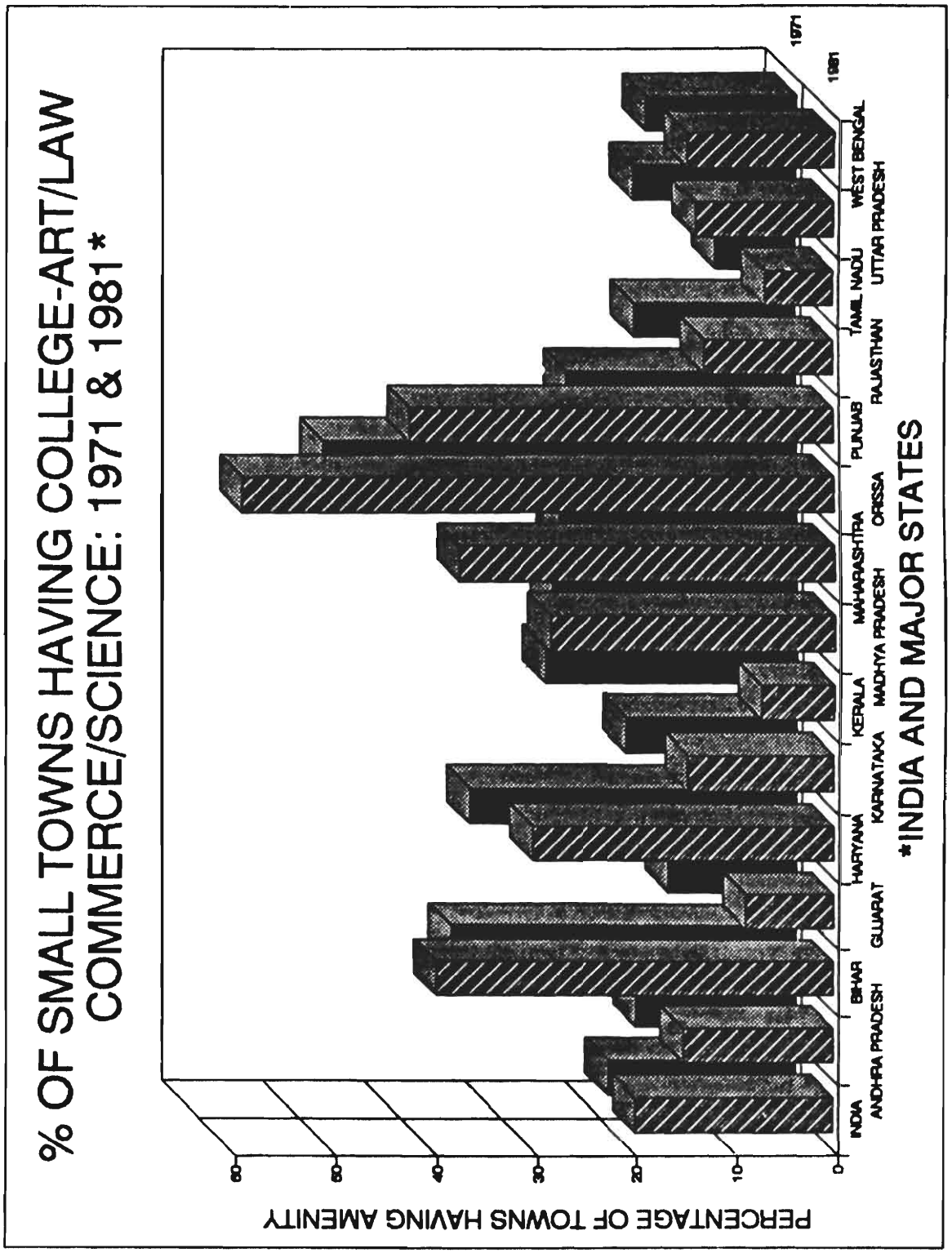
% OF SMALL TOWNS HAVING COLLEGE-ART/LAW COMMERCE/SCIENCE: 1971 & 1981*
PERCENTAGE OF TOWNS HAVING AMENITY
0
10
20
30
40
50
1971
1981
INDIA
ANDHRA PRADESH
BIHAR
GUJARAT
HARYANA
KARNATAKA
KERALA
MADHYA PRADESH
MAHARASHTRA
ORISSA
PUNJAB
RAJASTHAN
TAMIL NADU
UTTAR PRADESH
WEST BENGAL
*INDIA AND MAJOR STATES

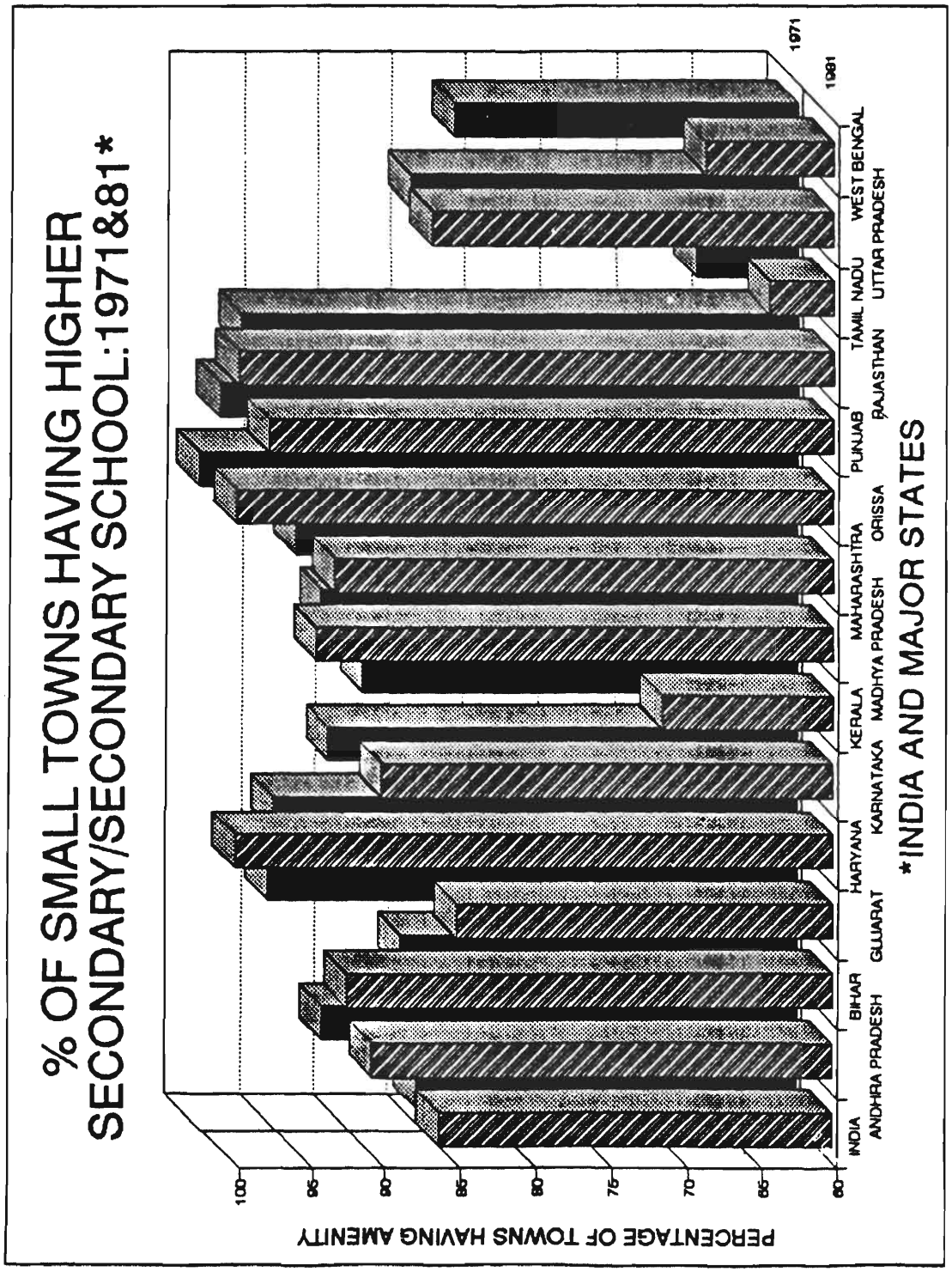
% OF SMALL TOWNS HAVING HIGHER SECONDARY/SECONDARY SCHOOL:1971&81*
PERCENTAGE OF TOWNS HAVING AMENITY
100
95
90
85
80
75
70
65
60
1971
1981
INDIA
ANDHRA PRADESH
BIHAR
GUJARAT
HARYANA
KARNATAKA
KERALA
MADHYA PRADESH
MAHARASHTRA
ORISSA
PUNJAB
RAJASTHAN
TAMIL NADU
UTTAR PRADESH
WEST BENGAL
*INDIA AND MAJOR STATES

FIGURE - IV (b)

FIGURE - IV (c)

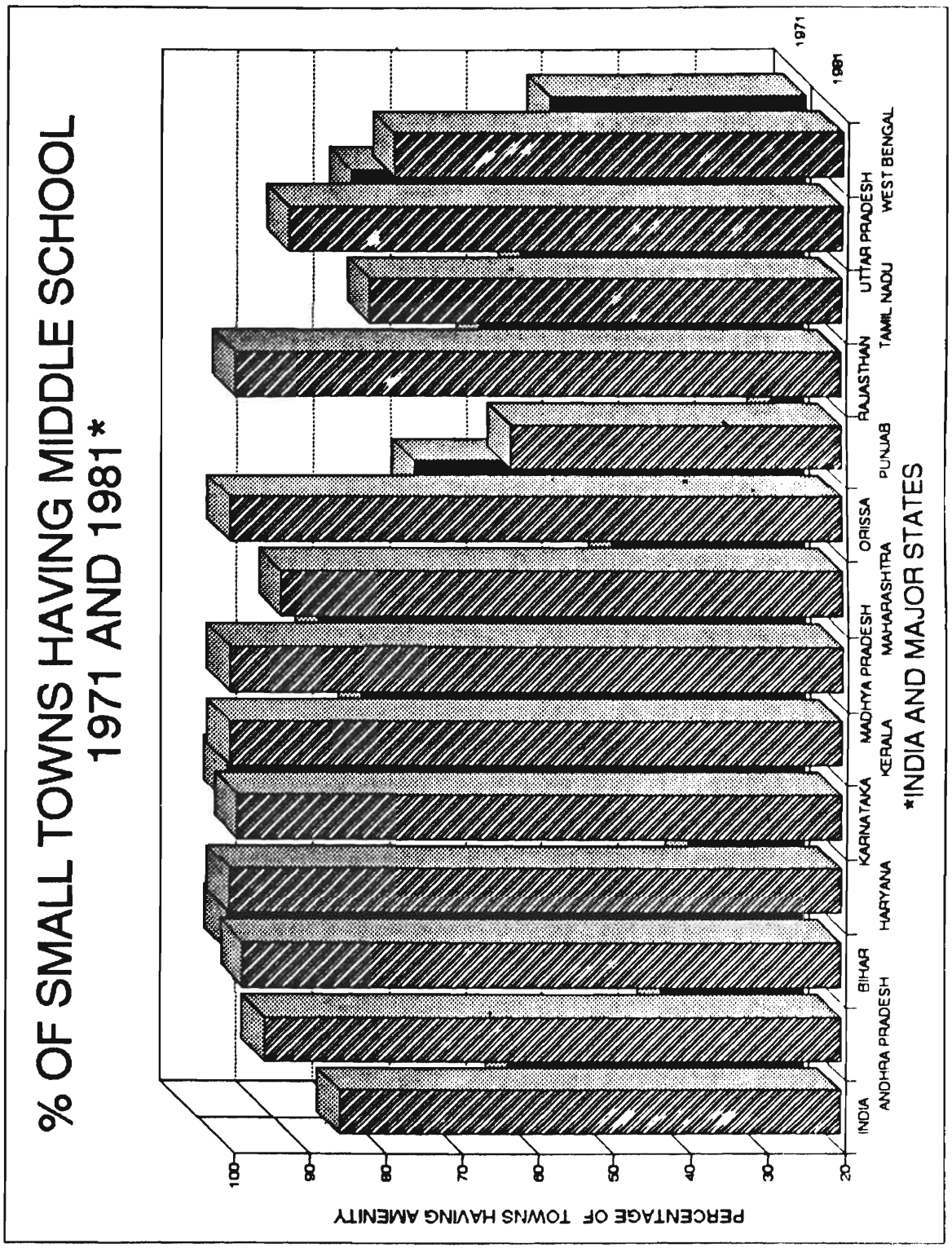
% OF SMALL TOWNS HAVING MIDDLE SCHOOL
1971 AND 1981*
PERCENTAGE OF TOWNS HAVING AMENITY
100
90
80
70
60
50
40
30
20
1971
1981
INDIA
ANDHRA PRADESH
BIHAR
HARYANA
KARNATAKA
KERALA
MADHYA PRADESH
MAHARASHTRA
ORISSA
PUNJAB
RAJASTHAN
TAMIL NADU
UTTAR PRADESH
WEST BENGAL
*INDIA AND MAJOR STATES

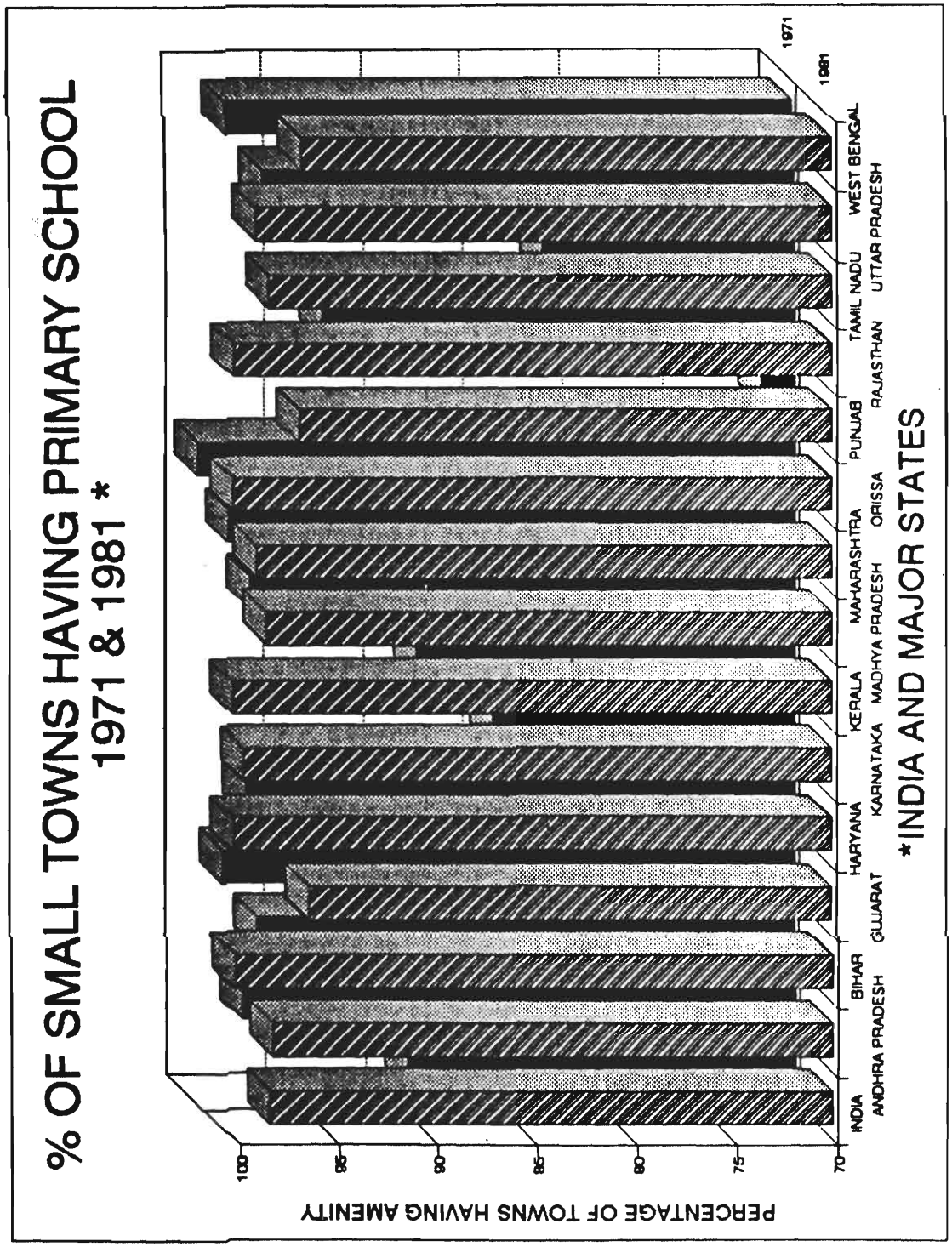
% OF SMALL TOWNS HAVING PRIMARY SCHOOL
1971 & 1981 *
PERCENTAGE OF TOWNS HAVING AMENITY
100
95
90
85
80
75
70
1971
1981
INDIA
ANDHRA PRADESH
BIHAR
GUJARAT
HARYANA
KARNATAKA
KERALA
MADHYA PRADESH
MAHARASHTRA
ORISSA
PUNJAB
RAJASTHAN
TAMIL NADU
UTTAR PRADESH
WEST BENGAL
*INDIA AND MAJOR STATES

FIGURE - IV (d)

(ii) Variation in the Average Number of Schools and Colleges per Small Town :

Growth in the educational infrastructure is not only reflected in the percentages of towns having such facilities but is also reflected in the extent of availability of different types of schools and colleges in the towns already having such facilities. It may thus, be seen from the figures presented in Table-17 that the average number of different types of schools per town has increased during the decade in all the States and Union Territories except a few. To wit, the number of Primary Schools per town in 1981 was higher than that noted in 1971 in all the States and Union Territories except Bihar, Manipur, Meghalaya, Tamil Nadu, Tripura and Uttar Pradesh. Apart from these, in some States/Union Territories such as Jammu and Kashmir, Karnataka, Kerala, Madhya Pradesh, Goa, Daman & Diu and Mizoram, the average number of Primary Schools per Small Town was considerably higher in 1981 than that noted in 1971. In case of Junior Secondary/Middle Schools, except Manipur, Meghalaya, Tamil Nadu and Uttar Pradesh, all other States and Union Territories revealed an increase in the average number of such schools per Small Town during the decade and this was quite remarkable in Himachal Pradesh, Jammu and Kashmir, Rajasthan and Union Territories of Goa, Daman & Diu, Mizoram and Pondicherry. The average number of Senior Secondary/Secondary Schools or their equivalent colleges also increased in all the States and Union Territories except Kerala, Manipur, Meghalaya and Punjab. In Gujarat and Maharashtra, this increase was quite remarkable as number of such institution(s) per Small Town in 1981 was found to be more than double than that noted for the Small Towns in 1971. Lastly, number of Arts/Science/Commerce/Law Colleges also revealed an increasing trend in all the States except Punjab and Uttar Pradesh. But, the increase in the number of such college(s) per Small Town was comparatively less than that noted in case of different types of schools.

A further probe into the growth in the number of educational institution(s) per town in case of those Small Towns of 1971 which continued in 1981 reveals that unlike the trend observed earlier, average number of Primary Schools per town increased in all the States and Union Territories and this increase was quite remarkable in Jammu and Kashmir, Kerala, Manipur, Nagaland, Punjab, Sikkim and Union Territories of Arunachal Pradesh and Mizoram where, number of such institutions was found to be more than double in 1981 as compared to that noted in 1971. A similar situation prevailed in case of Junior Secondary/Middle Schools and in case of Senior Secondary Schools or their equivalent colleges. As regards the increase in the number of Arts/Science/Commerce/Law Colleges in the Small Towns of 1971, it may be highlighted that number of such colleges either remained unchanged or increased to some extent only in all the States and Union Territories except Karnataka, Madhya Pradesh and Uttar Pradesh where, it revealed a decline during the decade. This decline could be either due to misreporting of certain institutions as the degree colleges in the earlier Census or due to omission of certain colleges at the time of latter Census.

TABLE 17

Average number of Institution(s) per Small Town having Certain Educational Institution(s), 1971 and 1981

Sl. No.	State/Union Territory		Arts/Science/ Commerce/Law Colleges		Sr. Secondary/ Secondary Schools/ Pre-University/ Intermediate Colleges		Junior Secondary/ Middle Schools		Primary Schools	
		A B	1971	1981	1971	1981	1971	1981	1971	1981
1	2	3	4	5	6	7	8	9	10	11
	INDIA	**A**	**1.06**	**1.12**	**1.83**	**2.51**	**2.15**	**2.46**	**4.31**	**4.55**
		B	**1.09**	**1.15**	**1.85**	**3.02**	**2.19**	**3.07**	**4.39**	**5.99**
	States									
1	**Andhra Pradesh**	A	1.05	1.19	1.92	2.22	1.67	2.34	5.06	5.19
		B	1.05	1.11	1.93	2.81	1.67	3.07	5.10	5.94
2	**Bihar**	A	1.00	1.02	1.74	1.85	2.52	2.59	5.82	5.08
		B	1.00	1.13	1.78	2.31	2.59	3.53	6.05	7.02
3	**Gujarat**	A	1.37	1.79	1.55	3.33	Data Not Available		3.41	3.64
		B	1.37	1.56	1.57	3.82	"	"	3.48	4.61
4	**Haryana**	A	1.00	1.00	1.84	2.46	1.21	2.18	2.38	2.94
		B	1.00	1.06	1.83	3.22	1.21	2.62	2.36	3.76

TABLE 17—*Concld.*

1	2	3	4	5	6	7	8	9	10	11
5	Himachal Pradesh	A	1.00	1.17	1.83	2.89	1.08	2.38	2.73	3.59
		B	1.00	1.25	1.83	3.03	1.08	2.69	2.73	4.32
6	Jammu & Kashmir	A	1.00	1.00	1.81	2.16	1.74	3.12	2.68	6.13
		B	1.00	1.00	1.81	2.39	1.74	3.97	2.68	7.22
7	Karnataka	A	1.03	1.15	1.51	2.44	3.16	3.60	3.83	5.41
		B	1.07	1.03	1.51	2.71	3.20	4.42	3.86	6.62
8	Kerala	A	1.00	1.00	1.72	1.45	1.82	2.61	3.81	7.00
		B	1.00	1.00	2.08	3.23	2.27	5.85	4.45	14.08
9	Madhya Pradesh	A	1.05	1.06	1.69	1.76	1.87	2.91	3.27	5.19
		B	1.35	1.07	1.70	2.01	1.87	3.27	3.29	6.09
10	Maharashtra	A	1.02	1.28	1.98	4.19	1.90	2.18	4.04	4.40
		B	1.02	1.26	2.03	4.70	1.93	2.46	4.21	5.54
11	Manipur	A	1.00	1.75	3.00	2.24	3.33	2.83	7.57	7.29
		B	1.00	1.00	3.00	4.29	5.00	4.86	7.57	15.00
12	Meghalaya	A	1.00	1.00	4.00	2.00	6.50	3.86	12.40	5.57
		B	1.00	1.00	4.00	6.00	6.50	7.80	12.40	12.60
13	Nagaland	A	1.00	1.00	1.50	3.00	3.00	3.40	8.00	8.40
		B	1.00	1.00	1.50	8.00	3.00	6.50	8.00	16.50
14	Orissa	A	1.00	1.08	2.05	2.15	1.74	2.75	7.05	7.28
		B	1.00	1.17	2.07	2.54	1.74	3.31	7.13	9.74
15	Punjab	A	1.18	1.05	2.58	2.47	1.44	2.33	1.81	3.28
		B	1.18	1.21	2.54	2.99	1.53	2.45	1.80	4.10
16	Rajasthan	A	1.00	1.38	1.73	2.42	1.41	2.61	4.60	5.21
		B	1.00	1.31	1.73	2.65	1.41	3.13	4.60	6.32
17	Sikkim	A	1.00	—	1.50	1.50	1.00	1.00	1.00	1.00
		B	1.00	1.00	1.50	3.67	1.00	2.80	1.00	2.50
18	Tamil Nadu	A	1.04	1.05	1.59	2.29	2.19	2.06	3.79	3.52
		B	1.04	1.07	1.61	2.60	2.28	2.40	3.77	4.35
19	Tripura	A	1.00	1.00	3.40	3.50	1.25	2.04	5.20	4.38
		B	1.00	1.00	3.40	4.80	1.25	2.60	5.20	7.00
20	Uttar Pradesh	A	1.12	1.03	2.02	2.50	2.25	2.06	4.82	3.56
		B	1.12	1.04	2.03	3.46	2.26	2.70	4.88	5.74
21	West Bengal	A	1.11	1.12	2.09	2.48	1.46	2.01	6.36	6.15
		B	1.06	1.07	2.14	2.96	1.42	2.30	6.66	8.64
	Union Territories									
1	A & N Islands	A	*	*	*	*	*	*	*	*
		B	*	*	*	*	*	*	*	*
2	Arunachal Pradesh	A	1.00	1.00	1.25	2.50	1.00	1.40	1.00	2.67
		B	1.00	1.00	1.25	2.25	1.00	1.50	1.00	3.25
3	Chandigarh	A	—	—	1.00	—	—	—	2.00	—
		B	—	—	1.00	2.00	—	—	2.00	2.00
4	Dadra and Nagar Haveli	A	*	—	*	2.00	*	1.00	*	8.00
		B	*	*	*	*	*	*	*	*
5	Delhi	A	*	1.00	*	2.42	*	1.46	*	2.00
		B	*	*	*	*	*	*	*	*
6	Goa, Daman & Diu	A	1.00	—	2.44	3.83	1.33	3.58	3.67	8.00
		B	1.00	1.00	2.44	2.67	1.33	3.11	3.67	6.22
7	Lakshadweep	A	*	—	—	1.33	*	1.33	*	3.33
		B	*	—	*	*	*	*	*	*
8	Mizoram	A	1.00	1.00	1.00	3.60	1.00	6.20	7.00	13.00
		B	1.00	1.00	1.00	6.00	1.00	16.00	7.00	30.00
9	Pondicherry	A	—	1.00	2.50	4.00	2.00	4.00	9.00	8.67
		B	—	1.00	2.50	4.00	2.00	4.00	9.00	12.00

A—Figures relate to the Small Towns of the respective Census viz., 1971 and 1981.
B—Figures relate to the Small Towns of 1971 which continued in 1981.
* Indicates that Small Town(s) was not in existence.

FIGURE - V

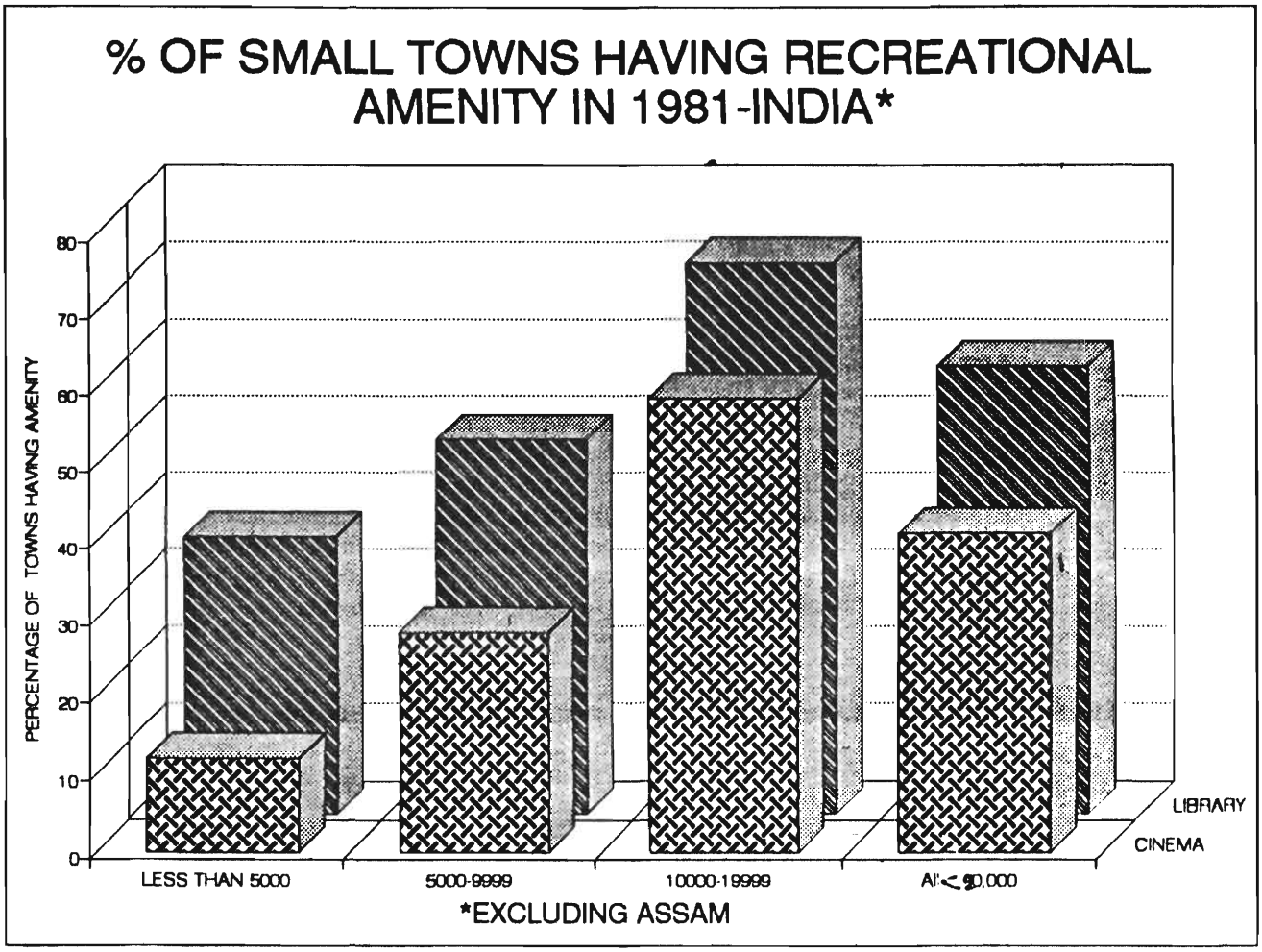
% OF SMALL TOWNS HAVING RECREATIONAL AMENITY IN 1981-INDIA*
PERCENTAGE OF TOWNS HAVING AMENITY
0
10
20
30
40
50
60
70
80
LESS THAN 5000
5000-9999
10000-19999
All < 20,000
LIBRARY
CINEMA
*EXCLUDING ASSAM

SECTION FOUR : RECREATIONAL FACILITIES

Availability of recreational facilities, such as cinema halls, drama halls, stadia, play grounds, clubs, libraries/reading rooms etc., not only cater to the needs of the resident population of a town but also provide additional attraction to the population living in the rural hinterlands. Thus, the towns having such facilities tend to attract more people from the rural areas which migrate to such places *inter-alia* to avail the benefits of such institutions. Keeping this in view, availability of two such facilities namely, cinema halls and public libraries/ reading rooms have been studied whereas, the other higher order facilities such as, stadia, clubs etc., which are more likely to be available in the towns having large population size, have not been considered here.

(a) **Availability of Cinema Halls and Public Libraries/Reading Rooms in the Small Towns, 1981 :**

A perusal of figures presented in Table-18 and Figure-V brings out that little more than 40 per cent of the Small Towns in 1981 had cinema halls whereas, the public libraries/reading rooms were available in approximately 58 per cent of these towns. On an average, there were one cinema hall and approximately 2 public libraries/reading rooms per Small Town having such facilities. Further, as regards the differentials in the availaibility of such facilities by size-class categories of the Small Towns, it is evident that only 12 per cent of the towns having less than 5 thousand population each, had cinema halls whereas, 28 per cent of the Small Towns falling in the next size-class category had cinema halls and approximately 59 per cent of the Small Towns falling in the next size-class category had this facility. In other words, proportion of Small Towns having cinema halls was found to be twice or more in the upper size-class category when compared to the lower one. The percentage of Small Towns having public libraries/reading rooms, on the other hand, revealed a lesser amount of differential among the size-classes. To wit, more than one-third of the Small Towns with less than 5 thousand population had such facility, less than half of the Small Towns falling in the next category and less than three-fourth of the Small Towns falling in the upper size-class comprising Small Towns with more than 10 thousand but less than 20 thousand population had this facility. Lastly, average number of cinema halls as well as public libraries/ reading rooms had also revealed insignificant variations among these size-classes.

TABLE 18

Percentage of Small Towns having Recreational Facilities and Number of such Institution(s) per Town, 1981

Institution	a-% of Small Towns b-Av. No. per Town	Size-Class			All Small Towns
		Less than 5,000	5,000— 9,999	10,000— 19,999	
1	2	3	4	5	6
Cinema Halls	a	12.07	28.26	58.78	41.15
	b	1.05	1.10	1.32	1.25
Public Libraries/Reading Rooms	a	35.63	48.37	71.21	57.93
	b	1.42	1.53	1.79	1.63

Inter-State variations in the availability of these recreational facilities are as follows :

(i) **Cinema Hall :**

The proportion of Small Towns having cinema halls varied considerably among the States and Union Territories. For example, it is evident from the figures presented in Table-19 that in some of the States such as Haryana, Jammu and Kashmir and Uttar Pradesh, less than one-fourth of the Small Towns had cinema halls whereas, in Andhra Pradesh, Nagaland, Tripura and Union Territories of Arunachal Pradesh, Dadra & Nagar Haveli, Goa, Daman & Diu, three-fourth or more of the Small Towns had cinema halls. Apart from these, in some other major States as Gujarat, Kerala, Maharashtra, Orissa and Tamil Nadu, more than half of the Small Towns had access to this facility. As against this, in some of the remaining major States, namely, Bihar, Madhya Pradesh, Punjab and West Bengal, this proportion was 40 per cent or less, thus, showing an inadequate availability of the cinema halls. As regards the variations in the average number of cinema hall(s) per town, it

may be noted from the given Table that in all the States and Union Territories except Andaman and Nicobar Islands, Chandigarh and Lakshadweep at least one cinema hall was available per Small Town. Moreover, Small Towns of Pondicherry revealed a comparatively better position in this regard as there were 2 cinema halls per town. This was followed by Andhra Pradesh and Nagaland where approximately 1.8 cinema halls were available per Small Town having such facility.

The size-class differentials in the availability of cinema halls among the States and Union Territories indicate that in a majority of the States, Small Towns having less than 5 thousand population did not have cinema halls whereas, in the remaining States and Union Territories having such facility, the proportion of Small Towns varied from approximately less than 5 per cent in Uttar pradesh to 100 per cent in Arunachal Pradesh. Besides Uttar Pradesh, in Karnataka, Maharashtra, Tamil Nadu and West Bengal, less than one-fifth of the Small Towns falling under this category had cinema halls. Whereas, in the remaining States and Union Territories (having Small Towns with less than 5,000 population) this proportion varied from 20 per cent in Andhra Pradesh to 50 per cent in Goa, Daman and Diu. Further, in all these States and Union Territories except Tamil Nadu and West Bengal only one cinema hall was available per town. As against this, the proportion of Small Towns having cinema halls in the next size-class category varied from less than 20 per cent in Bihar, Haryana and Madhya Pradesh to more than 50 per cent in Andhra Pradesh, Himachal Pradesh, Kerala and Maharashtra among the major States. This proportion in case of Small Towns falling under next size-class category varied from less than half in Bihar, Haryana, Punjab, Rajasthan, Uttar Pradesh and West Bengal to more than three-fourth in Andhra Pradesh, Himachal Pradesh, Maharashtra, Orissa and Tamil Nadu among the major States. Further, in case of some smaller States and Union Territories (having Small Towns with more than 5 thousand but less than 10 thousand population), none of the town falling under this category in Sikkim, Chandigarh and Delhi had a cinema hall whereas, in the remaining Union Territories, the percentage of Small Towns having a cinema hall varied from 50 per cent in Mizoram to 100 per cent in Dadra & Nagar Haveli. In the next size-class category all the Small Towns of Goa, Daman & Diu, Mizoram and Pondicherry had cinema halls. The average number of cinema halls per town in all the States and Union Territories varied in between one and two in all the 3 size-classes with only an exception of Pondicherry where, there were 2 cinema halls per Small Town.

TABLE 19

Percentage of Small Towns having Cinema Halls and Number of such Institution(s) per Town among the States/Union Territories by Size-Class, 1981

Sl. No.	State/Union Territory	a-% of Small Towns b-Av. No. per Town	Size-Class			All Small Towns
			Less than 5,000	5,000 to 9,999	10,000 to 19,999	
1	2	3	4	5	6	7
	INDIA	a	12.07	28.26	58.78	41.15
		b	1.05	1.10	1.32	1.25
	States					
1	Andhra Pradesh	a	20.00	61.29	94.37	81.31
		b	1.00	1.16	1.97	1.78
2	Bihar	a	—	17.24	48.61	37.74
		b	—	1.00	1.26	1.23
3	Gujarat	a	—	44.26	70.93	55.00
		b	—	1.00	1.30	1.20
4	Haryana	a	—	4.35	40.00	22.00
		b	—	1.00	1.00	1.00
5	Himachal Pradesh	a	30.00	77.78	100.00	47.73
		b	1.00	1.14	1.40	1.14
6	Jammu & Kashmir	a	—	35.00	57.14	21.57
		b	—	1.14	1.00	1.09

TABLE 19—*Concld.*

1	2	3	4	5	6	7
7	Karnataka	a	11.76	33.33	57.14	46.11
		b	1.00	1.06	1.22	1.18
8	Kerala	a	—	66.67	57.14	57.14
		b	—	1.00	1.25	1.19
9	Madhya Pradesh	a	—	16.67	63.87	39.92
		b	—	1.16	1.09	1.11
10	Maharashtra	a	12.50	56.25	76.00	64.02
		b	1.00	1.04	1.18	1.14
11	Manipur	a	31.25	44.44	75.00	41.38
		b	1.00	1.25	1.67	1.25
12	Meghalaya	a	—	53.33	50.00	25.00
		b	—	1.00	1.00	1.00
13	Nagaland	a	*	66.67	100.00	80.00
		b	*	1.00	25.00	1.75
14	Orissa	a	—	44.00	77.50	61.76
		b	—	1.18	1.16	1.17
15	Punjab	a	—	22.50	38.89	25.66
		b	—	1.00	1.00	1.00
16	Rajasthan	a	—	21.74	45.54	40.80
		b	—	1.10	1.15	1.14
17	Sikkim	a	28.57	*	*	28.57
		b	1.00	*	*	1.00
18	Tamil Nadu	a	17.14	44.44	81.30	53.71
		b	1.09	1.18	1.48	1.37
19	Tripura	a	—	100.00	100.00	75.00
		b	—	1.00	1.00	1.00
20	Uttar Pradesh	a	3.45	11.86	34.42	19.52
		b	1.00	1.11	1.31	1.25
21	West Bengal	a	15.00	22.22	46.74	34.29
		b	1.33	1.07	1.28	1.23
	Union Territories					
1	A & N Islands	a	*	*	*	*
		b	*	*	*	*
2	Arunachal Pradesh	a	100.00	80.00	—	83.33
		b	1.00	1.25	—	1.20
3	Chandigarh	a	—	*	—	—
		b	—	*	—	—
4	Dadra & Nagar Haveli	a	*	100.00	*	100.00
		b	*	1.00	*	1.00
5	Delhi	a	*	—	—	—
		b	*	—	—	—
6	Goa, Daman & Diu	a	50.00	80.00	100.00	75.00
		b	1.00	1.25	1.00	1.11
7	Lakshadweep	a	*	—	*	—
		b	*	—	*	—
8	Mizoram	a	*	50.00	100.00	60.00
		b	*	1.50	1.00	1.33
9	Pondicherry	a	—	—	100.00	33.33
		b	—	—	2.00	2.00

* Indicates that Small Town(s) was not in existence.

(ii) **Public Libraries/Reading Rooms :**

The proportion of Small Towns having public libraries/reading rooms as seen from Table-20 varied from less than 20 per cent in Meghalaya and Uttar Pradesh to more than 80 per cent in Andhra Pradesh, Kerala, Maharashtra, Tripura, Arunachal Pradesh, Dadra & Nagar Haveli, Goa, Daman & Diu, Lakshadweep and Pondicherry. Moreover, in Manipur, Andaman & Nicobar Islands, Chandigarh and Delhi not a single Small Town had such facility. The average number of such institution(s) on the other hand, varied from less than 1.5 in Andhra Pradesh, Jammu & Kashmir, Madhya Prasesh, Maharashtra, Sikkim and Union Territories of Dadra & Nagar Haveli and Mizoram to more than 2.5 in Himachal Pradesh, Kerala, Orissa and Union Territories of Goa, Daman & Diu and Pondicherry.

As regards the size-class differentials in the availability of public libraries/reading rooms, it is noticed from the given Table that the percentage of Small Towns having such facilities as well as average number of such institution(s) per town was higher in case of Small Towns having a comparatively large population and thus classified into upper size-class category than those falling into lower size-class categories in a large number of States and Union Territories. For examble, percentage of Small Towns having public libraries/reading rooms reveal this tendency in all the States and Union Territories having towns under these categories with the exceptions of Andhra Predesh, Haryana, Jammu & Kashmir and Kerala. Similarly, average number of such institution(s) per town revealed an increasing trend in case of upper size-class category of the Small Town in all the States and Union Territories except Andhra Pradesh, Bihar, Haryana, Jammu & Kashmir, Karnataka, Rajasthan, Tripura and Union Territory of Goa, Daman & Diu. Apart from these, the percentage of Small Towns was invariably higher in case of those Small Towns which had 10,000 and more but less than 20,000 population than those having less than 10,000 but more than 5,000 and those having less than 5,000 population in all the States and Union Territories except Haryana, Kerala and West Bengal. Similarly, the average number of such institution(s) per town was also higher in the upper size-class category than the other two lower size-class categories in all the States and Union Territories except Bihar, Haryana, Rajasthan and Goa, Daman & Diu.

TABLE 20

Percentage of Small Towns having Public Libraries/Reading Rooms and Number of such Institution(s) per Town among the States/Union Territories by Size-Class, 1981

Sl. No.	State/Union Territory	a-% of Small Towns b-Av. No. per Town	Size-Class			All Small Towns
			Less than 5,000	5,000 to 9,999	10,000 to 19,999	
1	2	3	4	5	6	7
	INDIA	**a**	**35.63**	**48.37**	**71.21**	**57.93**
		b	**1.42**	**1.53**	**1.79**	**1.68**
	States					
1	Andhra Pradesh	a	80.00	74.19	92.96	86.92
		b	1.25	1.09	1.56	1.43
2	Bihar	a	20.00	34.48	65.28	54.72
		b	1.00	1.80	1.64	1.66
3	Gujarat	a	30.77	73.77	89.53	78.75
		b	1.25	1.27	1.61	1.48
4	Haryana	a	100.00	69.57	60.00	66.00
		b	1.50	2.19	1.93	2.03
5	Himachal Pradesh	a	63.33	100.00	100.00	75.00
		b	1.74	2.22	8.60	2.91
6	Jammu & Kashmir	a	70.83	55.00	85.71	66.67
		b	1.41	1.36	1.50	1.41
7	Karnataka	a	64.71	64.71	86.61	78.33
		b	1.45	1.33	1.53	1.48

TABLE 20—*Concld.*

1	2	3	4	5	6	7
8	Kerala	a	100.00	100.00	90.48	92.80
		b	1.00	2.17	3.21	2.88
9	Madhya Pradesh	a	40.00	42.11	72.27	57.14
		b	1.00	1.23	1.35	1.30
10	Maharashtra	a	56.25	79.17	94.00	85.98
		b	1.22	1.42	1.47	1.44
11	Manipur	a	—	—	—	—
		b	—	—	—	—
12	Meghalaya	a	—	—	50.00	12.50
		b	—	—	2.00	2.00
13	Nagaland	a	*	66.67	100.00	80.00
		b	*	1.50	2.00	1.75
14	Orissa	a	66.67	72.00	80.00	76.47
		b	2.50	2.50	2.63	2.58
15	Punjab	a	35.71	62.50	91.67	70.00
		b	1.20	1.56	1.76	1.63
16	Rajasthan	a	—	60.87	70.30	68.00
		b	—	2.00	1.94	1.95
17	Sikkim	a	28.57	*	*	28.57
		b	1.00	*	*	1.00
18	Tamil Nadu	a	27.14	61.11	86.99	63.96
		b	1.26	1.31	1.89	1.65
19	Tripura	a	100.00	100.00	100.00	100.00
		b	2.00	1.50	2.25	2.00
20	Uttar Pradesh	a	9.20	10.59	26.98	16.91
		b	1.25	1.40	1.52	1.46
21	West Bengal	a	55.00	74.60	68.48	69.14
		b	1.45	1.51	2.21	1.87
	Union Territories					
1	A & N Islands	a	*	*	*	*
		b	*	*	*	*
2	Arunachal Pradesh	a	100.00	100.00	*	100.00
		b	2.00	2.00	*	2.00
3	Chandigarh	a	—	*	—	—
		b	—	*	—	—
4	Dadra & Nagar Haveli	a	*	100.00	*	100.00
		b	*	1.00	*	1.00
5	Delhi	a	*	—	—	—
		b	*	—	—	—
6	Goa, Daman & Diu	a	75.00	100.00	100.00	91.67
		b	1.67	3.80	3.00	3.00
7	Lakshadweep	a	*	100.00	*	100.00
		b	*	2.33	*	2.33
8	Mizoram	a	*	75.00	100.00	80.00
		b	*	1.00	1.00	1.00
9	Pondicherry	a	100.00	100.00	100.00	100.00
		b	1.00	3.00	4.00	2.67

*Indicates that Small Town(s) was not in existence.

FIGURE - VI (a)

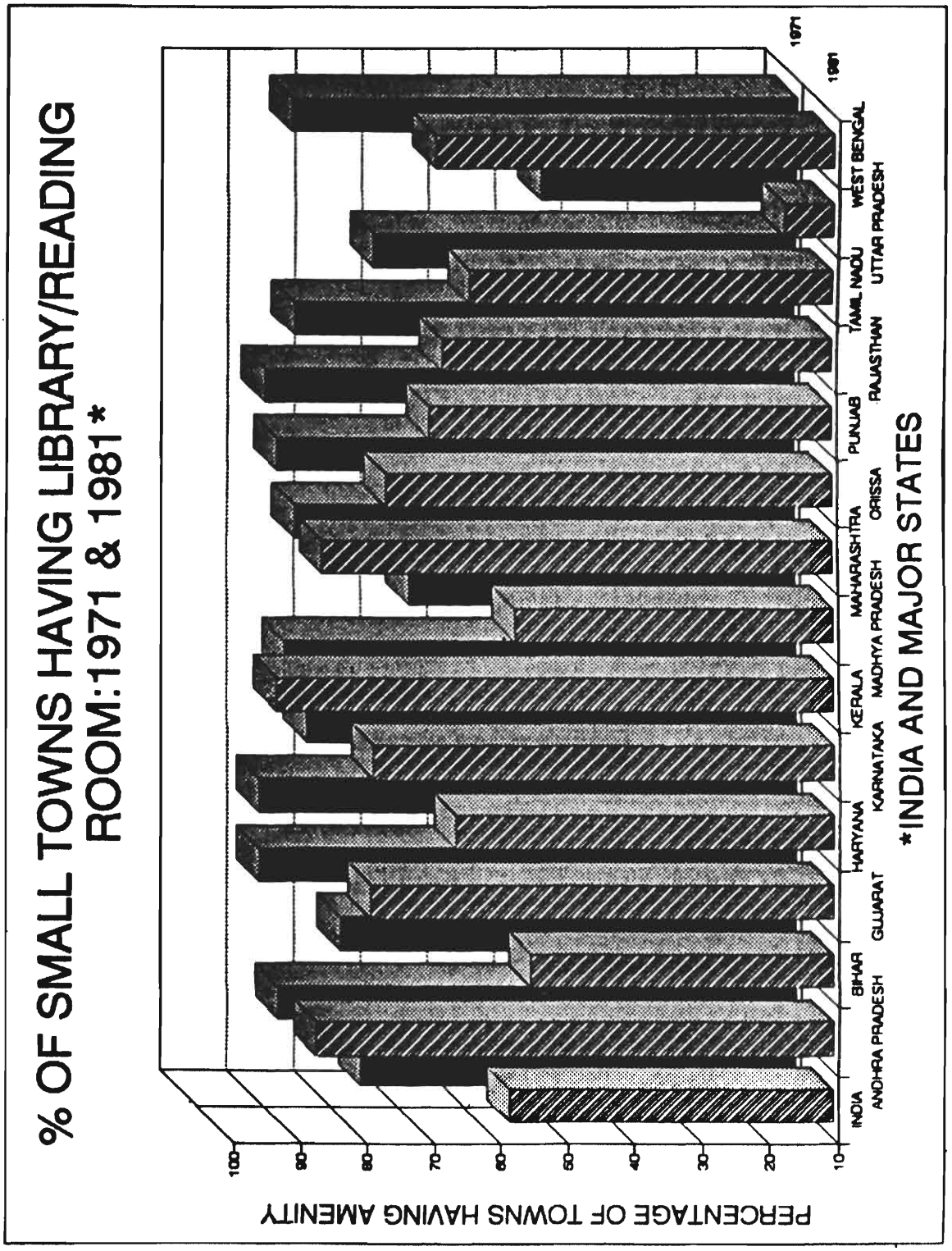
% OF SMALL TOWNS HAVING LIBRARY/READING ROOM:1971 & 1981*
PERCENTAGE OF TOWNS HAVING AMENITY
100
90
80
70
60
50
40
30
20
10
1971
1981
INDIA
ANDHRA PRADESH
BIHAR
GUJARAT
HARYANA
KARNATAKA
KERALA
MADHYA PRADESH
MAHARASHTRA
ORISSA
PUNJAB
RAJASTHAN
TAMIL NADU
UTTAR PRADESH
WEST BENGAL
*INDIA AND MAJOR STATES

FIGURE - VI (b)

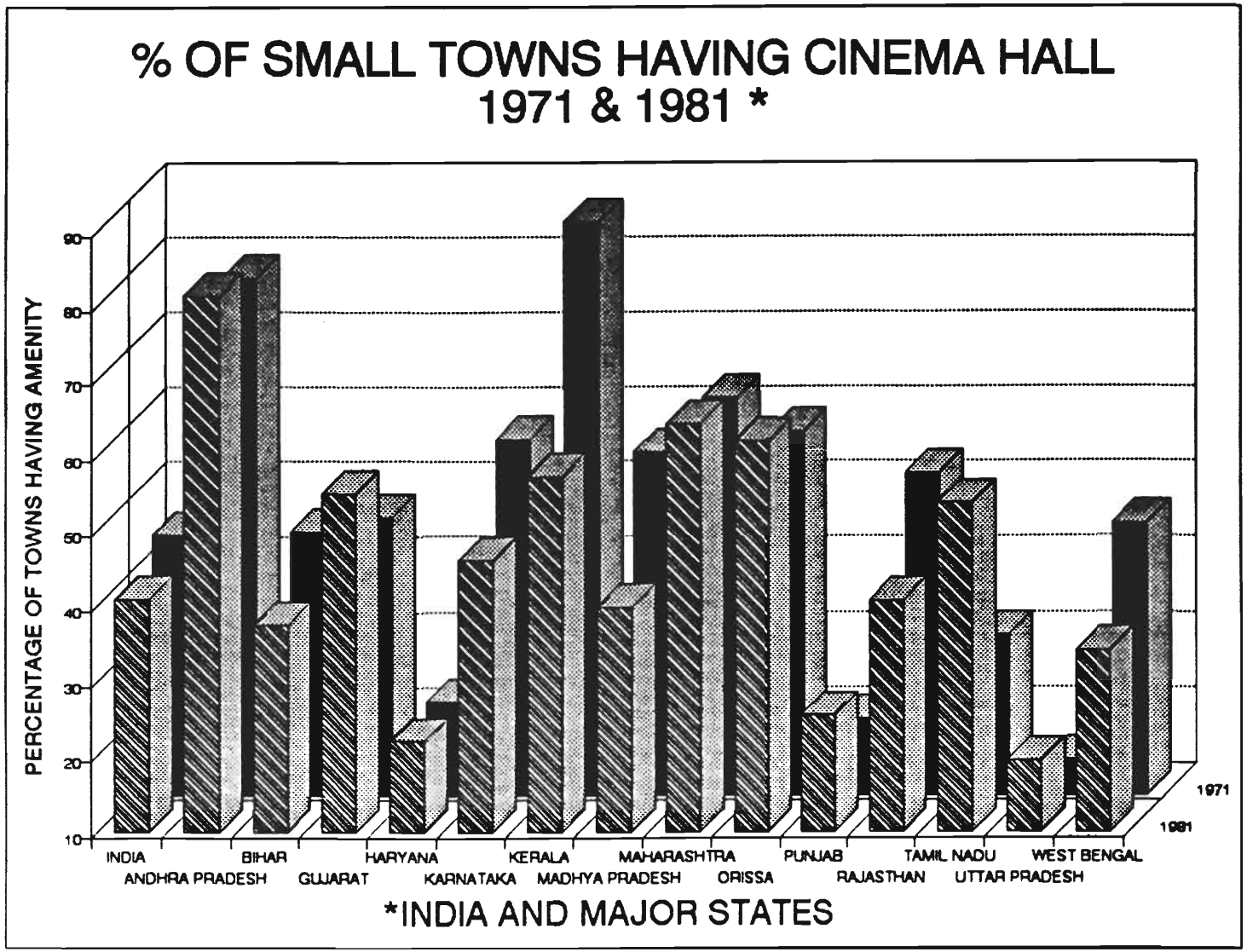
% OF SMALL TOWNS HAVING CINEMA HALL
1971 & 1981 *
PERCENTAGE OF TOWNS HAVING AMENITY
90
80
70
60
50
40
30
20
10
1971
1981
INDIA
ANDHRA PRADESH
BIHAR
GUJARAT
HARYANA
KARNATAKA
KERALA
MADHYA PRADESH
MAHARASHTRA
ORISSA
PUNJAB
RAJASTHAN
TAMIL NADU
UTTAR PRADESH
WEST BENGAL
*INDIA AND MAJOR STATES

(b) Changes in the Availability of Recreational Facilities, 1971—81 :

A perusal of the figures presented in Table-21 indicates that the extent of availability of both types of recreational facilities viz., cinema halls and public libraries/reading rooms was lower in case of Small Towns of 1981 when compared to that noted in 1971. To wit, 41 per cent of the Small Towns in 1981 had cinema halls and 58 per cent had public libraries/ reading rooms. The corresponding percentages in the 'Small Towns' category of 1971, were 44 and approximately 75 respectively, thus, showing a significant reduction in case of Small Towns having public libraries/reading rooms. This reduction, as explained in earlier cases is due to inter-censal movement of the towns having such facilities, on the one hand, and addition of a large number of towns at the time of last Census (1981) which might not be having these facilities. The second set of figures presented under 'B' rows throws some light on this aspect. For example, it is revealed that the percentage of Small Towns having cinema halls increased considerably i.e., from about 47 per cent in 1971 to little less than 60 per cent in 1981 and registered a marginal increase in case of public libraries/reading rooms among those Small Towns of 1971 which continued in 1981 either as the Small Towns or moved to upper size-class category due to increase in their population. It thus indicated to an increase in the availability of recreational facility in the Small Towns during the decade which was quite explicit in case of cinema halls.

As regards the changes in the average number of cinema halls and public libraries/reading rooms per Small Town having such facilities, it could further be seen from the given Table that the average number of cinema halls was slightly more and that of the public libraries and reading rooms was little less in case of Small Towns of 1981 when, compared to that of 1971. As against this, the average number of such institutions per town showed improvement during the decade in case of Small Towns of 1971 which continued during the decade.

TABLE 21

Percentage of Small Towns having Cinema Halls and Public Libraries/Reading Rooms as well as Number of such Institution(s) per Town, 1971 and 1981

Institution		% of Towns having		No. of Instt. per Town (Average)	
		1971	1981	1971	1981
Cinema Halls	A	44.44	41.14	1.20	1.25
	B	46.66	59.45	1.20	1.42
Public Libraries/Reading Rooms	A	74.76	57.93	1.70	1.68
	B	77.14	77.24	1.67	1.84

A—Figures relate to the Small Towns of the respective Census viz., 1971 and 1981.
B—Figures relate to the Small Towns of 1971 which continued in 1981.

(i) Inter-State Variations in the percentage of Small Towns having Recreational Facilities, 1971—81 :

Considering first, the changes in the percentage of Small Towns having cinema halls in the States and Union Torritories, it may be highlighted from the figures provided in Table-22 and Figure-VI a and b that in Andhra Pradesh, Gujarat, Himachal Pradesh, Maharashtra, Orissa, Punjab, Sikkim, Tamil Nadu, Uttar Pradesh and Arunachal Pradesh, this percentage was higher in 1981 as compared to that noted in 1971. Moreover, some of the States and Union Territories viz., Gujarat, Himachal Pradesh, Sikkim, Tamil Nadu and Arunachal Pradesh witnessed considerable improvement in the extent of availability of such facilities. Apart from these, in most of the other remaining States and Union Territories, a lower percentage of Small Towns of 1981 had cinema halls than that noted in 1971. To wit, in some States and Union Territories viz., Madhya Pradesh, Meghalaya, Rajasthan, Tripura, West Bengal and Pondicherry, a considerably low percentage was recorded in 1981 than that noted in 1971.

As regards the increase in the extent of availability of cinema halls in the Small Towns of 1971 which continued in 1981, it could be noticed that all the States and Union Territories except, Karnataka, Goa, Daman & Diu and those where such towns were not present, showed either increase or no change during the decade in the percentage of Small Towns (of 1971) having such facility. Moreover, in some of the States and Union Territories, this increase was quite substantial. For example, in some major States, namely, Haryana, Himachal Pradesh, Punjab, Tamil Nadu and Uttar Pradesh, there was 50 per cent or more gain in the per cent of towns having such facility during the decade and in Uttar Pradesh, this percentage increased from almost 15 to more than 40 per cent. As against this, a decline in it as noted in Karnataka, on the other hand, appears to be due to over-reporting of this facility in the Small Towns at the time of 1971 Census.

Like the cinema halls, percentage of Small Towns having public libraries reduced (during 1971-81) in a number of States and Union Territories. This reduction was more explicit in Bihar, Gujarat, Haryana, Madhya Pradesh, Meghalaya, Orissa, Punjab, Rajasthan, Sikkim, Uttar Pradesh, West Bengal and Mizoram where, it declined by more than 10 per cent point during the decade. In some of the States and Union Territories, on the other hand, the percentage of Small Towns having this facility was comparatively larger in 1981 than that noted in 1971. But this increase was remarkable in Jammu & Kashmir only where, it increased from 50 per cent in 1971 to approximately 67 per cent in 1981.

The extent of availability of this facility in the Small Towns of 1971 increased or remained the same over the decade in all the States and Union Territories except Bihar, Orissa, Rajasthan, Tamil Nadu, Uttar Pradesh and West Bengal besides, a few others where such towns did not exist. Such a decline in the extent of availability of public libraries/reading rooms in the continuing Small Towns of 1971 among these States appears to be due to misreporting of such facility at the time of earlier Census of 1971. As against this only 3 of the remaining States/ Union Territories viz., Jammu & Kashmir, Kerala and Nagaland showed a significant improvement in the availability of these facilities in the continuing Small Towns of 1971.

TABLE 22

Percentage of Small Towns having Cinema Halls and Public Libraries/Reading Rooms, 1971 and 1981

Sl. No.	State/Union Territory	A B	Cinema Halls		Public Libraries/Reading Rooms	
			1971	1981	1971	1981
1	2	3	4	5	6	7
	INDIA	**A**	**44.44**	**41.15**	**74.76**	**57.93**
		B	**46.66**	**59.45**	**77.14**	**77.24**
	States					
1	Andhra Pradesh	A	78.79	81.31	87.12	86.92
		B	79.69	89.06	86.72	92.19
2	Bihar	A	45.04	37.74	77.86	54.72
		B	45.30	54.70	76.92	64.10
3	Gujarat	A	46.98	55.00	89.93	78.75
		B	48.94	72.34	90.07	92.91
4	Haryana	A	22.50	22.00	90.00	66.00
		B	18.92	35.14	89.19	89.19
5	Himachal Pradesh	A	38.24	47.73	82.35	75.00
		B	38.24	58.82	82.35	85.29
6	Jammu & Kashmir	A	27.50	21.57	50.00	66.67
		B	28.21	33.33	51.28	76.92
7	Karnataka	A	57.14	46.11	82.97	78.33
		B	60.82	55.56	84.21	85.96
8.	Kerala	A	86.11	57.14	86.11	92.86
		B	92.31	92.31	76.92	100.00
9	Madhya Pradesh	A	55.49	39.92	67.58	57.14
		B	56.42	56.42	68.72	77.09
10	Maharashtra	A	62.64	64.02	84.62	85.98
		B	67.26	75.60	89.29	94.64
11	Manipur	A	42.86	41.38	57.14	—
		B	42.86	85.71	57.14	—
12	Meghalaya	A	60.00	25.00	40.00	12.50
		B	60.00	60.00	40.00	40.00
13	Nagaland	A	100.00	80.00	—	80.00
		B	100.00	100.00	—	50.00

TABLE 22—*Concld.*

1	2	3	4	5	6	7
14	Orissa	A	58.18	61.76	87.27	76.47
		B	59.26	74.07	87.04	85.19
15	Punjab	A	20.27	25.56	89.19	70.00
		B	19.72	39.44	88.73	92.96
16	Rajasthan	A	52.68	40.80	84.82	68.00
		B	52.68	58.93	84.82	81.25
17	Sikkim	A	14.29	28.57	42.86	28.57
		B	14.29	42.86	42.86	42.86
18	Tamil Nadu	A	31.33	53.71	73.10	63.96
		B	31.82	56.99	72.73	67.48
19	Tripura	A	100.00	75.00	100.00	100.00
		B	100.00	100.00	100.00	100.00
20	Uttar Pradesh	A	14.69	19.52	47.87	16.91
		B	14.98	42.51	48.79	43.48
21	West Bengal	A	46.09	34.29	85.16	69.14
		B	50.00	52.59	85.34	81.03
	Union Territories					
1	A & N Islands	A	•	•	•	•
		B	•	•	•	•
2	Arunachal Pradesh	A	25.00	83.33	100.00	100.00
		B	25.00	100.00	100.00	100.00
3	Chandigarh	A	—	—	—	—
		B	—	100.00	—	100.00
4	Dadra & Nagar Haveli	A	•	100.00	•	100.00
		B	•	•	•	•
5	Delhi	A	•	—	•	—
		B	•	•	•	•
6	Goa, Daman & Diu	A	77.78	75.00	88.89	91.67
		B	77.78	66.67	88.89	88.89
7	Lakshadweep	A	•	—	•	100.00
		B	•	•	•	•
8	Mizoram	A	100.00	60.00	100.00	80.00
		B	100.00	100.00	100.00	100.00
9	Pondicherry	A	50.00	33.33	100.00	100.00
		B	50.00	50.00	100.00	100.00

A—Figures relate to the Small Towns of the respective census viz., 1971 and 1981.
B—Figures relate to the Small Towns of 1971 which continued in 1981.
• Indicates that Small Town(s) was not in existence.

(ii) Inter-State Variations in the Average number of Cinema Halls and Public Libraries/Reading Rooms per Town during 1971—1981 :

Average number of such institutions per town revealed a comparatively less extent of variation during the decade among the States and Union Territories. To wit, it is seen from Table-23 that average number of cinema halls per Small Town was higher or *at par* in 1981 to that noted in 1971 in all the States and Union Territories except, Jammu and Kashmir, Kerala, Madhya Pradesh, Orissa, Sikkim and Uttar Pradesh. But the increase or decrease in it as noted in many States/Union Territories was nominal in most cases. Exceptions to this were, however, noted in Pondicherry, on the one hand, where number of cinema halls per town doubled in 1981 than that noted in 1971 and in Sikkim, on the other hand, it declined by half i.e., from 2 in 1971 to 1 in 1981.

Average number of cinema halls per Small Town of 1971 which continued in 1981 increased in 1981 when compared to that noted in 1971 in most of the States and Union Territories. Exceptions were, however, noted in Himachal Pradesh, Sikkim and Uttar Pradesh where, it declined. These were followed by Madhya Pradesh, Meghalaya, Goa, Daman & Diu and Mizoram where, it did not change at all. As against this, the increase in average number of cinema halls was of a higher order in Andhra Pradesh, Kerala, Nagaland and Pondicherry.

As regards the changes in the average number of public libraries/reading rooms per town it is further noted from the given Table that, in a majority of States and Union Territories, number of such institution(s) per town was higher in 1981 when compared to that noted in 1971. In some of the remaining States/Union Territories viz., Andhra Pradesh, Bihar, Tamil Nadu, Uttar Pradesh, West Bengal and Pondicherry this number was, however, less in 1981 than that of 1971.

A further probe into the changes in the average number of such institution(s) per town among the Small Towns of 1971 which continued at the next Census of 1981, reveals that in most of the States and Union Territories this number either increased or ramained the same during the decade. Whereas in a few States and Union Territories viz., Bihar, Tamil Nadu, West Bengal and Pondicherry, a decline in the average number of public libraries/reading rooms per Small Town having such facility was noted and in Pondicherry among these, it declined from 7 in 1971 to 3.5 per town in 1981. This decline, as explained earlier could only be due to mis-reporting about such institutions in certain towns at the time of previous Census (1971). As against this, in States and Union Territories, viz., Haryana, Himachal Pradesh, Kerala, Meghalaya, Orissa, Arunachal Pradesh and Goa, Daman & Diu, there was sizeable increase in it. In Kerala among these the increase was quite rapid as the number of such institutions per town increased from 2.6 per town in 1971 to 6.7 in 1981.

TABLE 23

Average number of Institution(s) per Small Town having certain Recreational and Cultural Institutions, 1971 and 1981

Sl No	State/Union Territory	A B	Cinema Halls		Public Libraries/Reading Rooms	
			1971	1981	1971	1981
1	2	3	4	5	6	7
	INDIA	**A**	**1.20**	**1.25**	**1.70**	**1.68**
		B	**1.20**	**1.42**	**1.67**	**1.84**
	States					
1	Andhra Pradesh	A	1.53	1.78	1.51	1.43
		B	1.53	2.15	1.53	1.55
2	Bihar	A	1.12	1.23	2.12	1.66
		B	1.13	1.31	2.20	1.76
3	Gujarat	A	1.10	1.20	1.36	1.48
		B	1.10	1.31	1.37	1.54
4	Haryana	A	1.00	1.00	1.20	2.03
		B	1.00	1.08	1.30	2.27

TABLE 23—*Contd.*

1	2	3	4	5	6	7
5	Himachal Pradesh	A	1.24	1.14	1.64	2.91
		B	1.23	1.20	1.64	3.10
6	Jammu & Kashmir	A	1.18	1.09	1.05	1.41
		B	1.18	1.23	1.05	1.43
7	Karnataka	A	1.18	1.18	1.32	1.48
		B	1.18	1.44	1.30	1.47
8	Kerala	A	1.52	1.19	2.29	2.88
		B	1.75	2.92	2.60	6.69
9	Madhya Pradesh	A	1.21	1.11	1.30	1.30
		B	1.21	1.21	1.30	1.43
10	Maharashtra	A	1.07	1.14	1.30	1.44
		B	1.07	1.26	1.30	1.52
11	Manipur	A	1.00	1.25	1.00	—
		B	1.00	1.50	1.00	—
12	Meghalaya	A	1.00	1.00	1.00	2.00
		B	1.00	1.00	1.00	1.50
13	Nagaland	A	1.50	1.75	—	1.00
		B	1.50	3.00	—	1.00
14	Orissa	A	1.22	1.17	2.44	2.58
		B	1.22	1.23	2.43	3.76
15	Punjab	A	1.07	1.00	1.48	1.63
		B	1.00	1.04	1.43	1.77
16	Rajasthan	A	1.12	1.14	1.41	1.95
		B	1.12	1.20	1.41	1.95
17	Sikkim	A	2.00	1.00	1.67	1.00
		B	2.00	1.33	1.67	1.67
18	Tamil Nadu	A	1.14	1.37	2.26	1.65
		B	1.14	1.49	2.16	2.05
19	Tripura	A	1.00	1.00	2.00	2.00
		B	1.00	1.20	2.00	2.20
20	Uttar Pradesh	A	1.39	1.25	1.62	1.46
		B	1.39	1.35	1.62	1.67
21	West Bengal	A	1.14	1.23	2.41	1.87
		B	1.14	1.31	2.51	1.94

TABLE 23—*Concld.*

1	2	3	4	5	6	7
	Union Territories					
1	A & N Islands	A	*	*	*	*
		B	*	*	*	*
2	Arunachal Pradesh	A	1.00	1.20	1.00	2.00
		B	1.00	1.25	1.00	2.00
3	Chandigarh	A	—	—	—	—
		B	—	1.00	—	1.00
4	Dadra & Nagar Haveli	A	*	1.00	*	1.00
		B	*	*	*	*
5	Delhi	A	*	—	*	—
		B	*	*	*	*
6	Goa, Daman & Diu	A	1.00	1.11	1.63	3.00
		B	1.00	1.00	1.63	2.75
7	Lakshadweep	A	*	—	*	2.33
		B	*	*	*	*
8	Mizoram	A	1.00	1.33	1.00	1.00
		B	1.00	1.00	1.00	1.00
9	Pondicherry	A	1.00	2.00	7.00	2.67
		B	1.00	2.00	7.00	3.50

A—Figures relate to the Small Towns of the respective Census viz., 1971 and 1981.
B—Figures relate to the Small Towns of 1971 which continued in 1981.
* Indicates that Small Town(s) was not in existence.

SECTION FIVE : BANKS AND CREDIT SOCIETIES

Monetary institutions such as banks and credit societies have a crucial role in the growth of economy of a country or its region/sub-region as well as of the settlements For example, in an economy which is not centrally controlled or directed and which is aimed at achieving a reasonable growth rate, banking system has an important role to play. It can influence the pace as well as the pattern of economic growth by encouraging the savings and by re-directing the funds into the more productive channels. The structure of the Indian Banking Systems has changed considerably after the independence and particularly after the nationalisation of the fourteen major banks on July 19, 1969. "One of the major achievements" according to a study report on the evaluation of banking policy in India "claimed for nationalisation had been the rapid expansion of branch net-work of the commercial banking system leading to a significant improvement in their population coverage"[1]. Like the expansion of branch net-work of the banks, the net-work of co-operative credit societies in the agricultural as well as non-agricultural sector has also increased considerably after the independence. As these institutions are having a vital role in the development of economic infrastructure of the Small Towns which are still largely possessing a semi urban character, an attempt, therefore, has been made in this Section to analyse the availability of banking and credit facilities in the Small Towns and to highlight the changes in the availability of such facilities during 1971-81.

(a) Availability of Banks and Credit Societies in the Small Towns, 1981 :

Most of the Small Towns in 1981, had a bank but the proportion of Small Towns having agricultural and non-agricultural credit societies was comparatively less. For example, figures provided in Table-24, and Figure-VII indicate that 85 per cent i.e., more than four-fifth of the Small Towns had banks, less than two-third (approximately 66 per cent) had agricultural credit societies and less than half (approximately 49 per cent) of the Small Towns had non-agricultural credit societies. Average number of banks and credit societies among the Small Towns having such facilities was considerably high i.e., almost 4 per town in case of non-agricultural credit societies. Apart from this number of banks and agricultural credit societies was more than 2 per town.

As regards the size-class differentials in the availability of such facilities, it is further evident that the extent of availability of banks as well as credit societies improved gradually along with the increase in the size-class of the towns. For example, the proportion of Small Towns having banks varied from less than two-third in case of towns having less than 5 thousand population to more than four-fifth in the next size-class and more than 90 per cent in case of towns having a comparatively large population size and thus, classified into the size-class category of 10,000—19,999. Similarly, the proportion of Small Towns having agricultural credit societies varied from 40 per cent to 66 and 72 per cent in the corresponding size-classes and that of the non-agricultural credit societies from less than 30 per cent to 42 and 59 per cent respectively. Average number of banks and credit societies also revealed similar improvements in the number of such institutions per town in case of higher size-classes. It may, thus, be inferred that at the all India level, availability of banks and credit societies is better in case of towns having a large population base than those classified into the smaller population size-class category.

TABLE 24

Percentage of Small Towns having Banks and Credit Societies as well as Number of such Institution(s) per Town, 1981

Institution	a-% of Small Towns b-Av. No per Town	Size-Class Less than 5,000	5,000 to 9,999	10,000 to 19,999	All Small Towns
1	2	3	4	5	6
Banks	a	65.80	83.04	92.38	85.29
	b	1.71	2.01	2.85	2.43

[1] D. N. Ghosh, *Banking Policy in India-An Evaluation*, Allied Publishers, Bombay, 1979, pp. 230.

TABLE 24—*Concld.*

1	2	3	4	5	6
Agricultural Credit Societies	a	40.52	66.09	72.33	65.65
	b	1.38	1.96	2.37	2.13
Non-Agricultural Credit Societies	a	28.45	42.28	59.18	48.75
	b	1.61	2.67	4.88	3.92

Position of different States/Union Territories in regard to the availability of each of these facilities in the Small Towns is discussed in the following paragraphs :

(i) **Banks :**

The proportion of Small Towns having a bank as evident from Table-25, varied from less than three-fourth in Manipur, Tamil Nadu, West Bengal, Delhi, Mizoram and Pondicherry to nine-tenth and more in Gujarat, Haryana, Himachal Pradesh, Karnataka, Madhya Pradesh, Maharashtra, Orissa, Punjab, Rajasthan, Tripura, Uttar Pradesh, Arunachal Pradesh, Chandigarh, Dadra & Nagar Haveli, Goa, Daman & Diu and Lakshadweep. Further, the average number of banks per Small Town having such facility among these States and Union Territories varied from less than 2 in Bihar, Manipur, Sikkim, West Bengal, Arunachal Pradesh, Chandigarh, Delhi, Lakshadweep and Mizoram to 3 and more in Himachal Pradesh, Maharashtra, Punjab, Dadra & Nagar Haveli and Goa, Daman & Diu.

As regards the size-class differentials in the availability of banking facility, it is evident that except Andhra Pradesh, Haryana, Jammu and Kashmir, Manipur, Meghalaya, Orissa and Punjab, in all the States and Union Territories, towns classified into higher size-class category had a higher percentage than those classified into lower size-class categories. Moreover, there were considerable variations in the percentages of Small Towns having banks in the lower size-class categories. For example, except Kerala, Rajasthan and some of the Union Territories where none of the towns with less than 5,000 population had banks in the remaining States and Union Territories, this proportion varied from 25 per cent in West Bengal to cent per cent in Punjab as well as some of the smaller States and Union Territories. Similarly, in the next size-class category comprising Small Towns having 5,000 and more but less than 10,000 population, this proportion varied from 50 per cent and more in Manipur and Delhi to cent per cent in Himachal Pradesh, Orissa, Tripura and most of the Union Territories. As against this, more than four-fifth of the towns falling under next size-class category in all the States and Union Territories except Manipur, Meghalaya and West Bengal had banks.

Like the percentage of Small Towns having banks, average number of banks per Small Town also revealed a gradual improvement in the number of such institutions per town in case of higher size-class category in all the States and Union Territories except Haryana, Meghalaya and Pondicherry. Further, this number was considerably low in case of last size-class category as it was found less than 2 in a majority of the States and Union Territories. But, it improved gradually in the higher size-classes. Thus, in case of towns falling within the range of 10,000 to less than 20,000 population, average number of banks per town varied from more than 2 to 4 in all the States and Union Territories except Bihar, Manipur, Chandigarh, Delhi, Mizoram and Pondicherry.

TABLE 25

Percentage of Small Towns having Banks and Number of such Institution(s) per Town among the States/ Union Territories by Size-Class, 1981

Sl. No.	State/Union Territory	a. % of Small Towns b. Av. No. Per Town	Size-Class			All Small Towns
			Less than 5,000	5,000—9,999	10,000—19,999	
1	2	3	4	5	6	7
	INDIA	**a**	**65.80**	**83.04**	**92.38**	**85.29**
		b	**1.71**	**2.01**	**2.85**	**2.43**
	States :					
1	Andhra Pradesh	a	80.00	61.29	87.32	79.44
		b	1.25	1.42	2.40	2.13

TABLE 25—*Contd.*

1	2	3	4	5	6	7
2	Bihar	a	40.00	82.76	93.06	87.74
		b	1.00	1.21	1.94	1.73
3	Gujarat	a	69.23	86.89	95.35	90.00
		b	1.78	2.32	3.06	2.71
4	Haryana	a	100.00	86.96	100.00	94.00
		b	2.50	2.20	2.84	2.55
5	Himachal Pradesh	a	93.33	100.00	100.00	95.45
		b	2.32	4.33	8.80	3.52
6	Jammu & Kashmir	a	87.50	80.00	85.71	84.31
		b	2.14	2.56	2.83	2.40
7	Karnataka	a	94.12	92.16	96.43	95.00
		b	1.88	2.28	3.23	2.84
8	Kerala	a	—	83.33	85.71	82.14
		b	—	2.60	3.06	2.96
9	Madhya Pradesh	a	40.00	89.47	96.64	92.02
		b	2.00	2.01	2.45	2.24
10	Maharashtra	a	62.50	93.75	95.00	91.46
		b	2.10	2.62	4.64	3.87
11	Manipur	a	56.25	44.44	50.00	51.72
		b	1.00	1.50	2.00	1.27
12	Meghalaya	a	100.00	67.67	50.00	75.00
		b	2.00	1.50	3.00	2.00
13	Nagaland	a	*	66.67	100.00	80.00
		b	*	2.00	2.50	2.25
14	Orissa	a	100.00	100.00	97.50	98.53
		b	1.67	1.96	3.08	2.60
15	Punjab	a	100.00	97.50	97.22	97.78
		b	1.79	2.64	3.91	3.01
16	Rajasthan	a	—	91.30	96.04	94.40
		b	—	1.76	2.44	2.32
17	Sikkim	a	85.71	*	*	85.71
		b	1.00	*	*	1.00
18	Tamil Nadu	a	31.43	61.11	91.87	67.14
		b	1.18	1.49	2.58	2.11
19	Tripura	a	100.00	100.00	100.00	100.00
		b	1.00	1.50	3.00	2.13
20	Uttar Pradesh	a	75.86	91.10	94.88	90.15
		b	1.62	1.94	2.62	2.18
21	West Bengal	a	25.00	57.14	68.45	59.43
		b	1.00	1.28	1.97	1.68
	Union Territories					
1	A & N Islands	a	*	*	*	*
		b	*	*	*	*
2	Arunachal Pradesh	a	100.00	100.00	*	100.00
		b	1.00	1.60	*	1.50
3	Chandigarh	a	100.00	*	100.00	100.00
		b	1.00	*	2.00	1.50
4	Dadra & Nagar Haveli	a	*	100.00	*	100.00
		b	*	3.00	*	3.00

TABLE 25—*Concld.*

1	2	3	4	5	6	7
5	Delhi	a	*	40.00	75.00	47.37
		b	*	1.00	1.00	1.00
6	Goa, Daman & Diu	a	75.00	100.00	100.00	91.67
		b	1.67	2.80	5.00	3.09
7	Lakshadweep	a	*	100.00	*	100.00
		b	*	1.00	*	1.00
8	Mizoram	a	*	50.00	100.00	60.00
		b	*	1.00	1.00	1.00
9	Pondicherry	a	—	100.00	100.00	66.67
		b	—	3.00	1.00	2.00

* Indicates that Small Town(s) was not in existence.

(ii) **Agricultural Credit Societies :**

Agricultural credit societies, as the name suggests, are meant to cater to the needs of rural sector and are thus, expected to be present in the villages. However, these are also found in large number, in the Small Towns and particularly those towns having Taluk Headquarters as well as in the marketing centres i.e., Mandi towns, etc. Table-26 thus, reveals that the proportion of Small Towns among the States and Union Territories having such societies varied from less than one-fourth in Kerala and West Bengal to three-fourth and more in Karnataka, Madhya Pradesh, Punjab and Rajasthan among the major States. Similarly, average number of such societies also varied from around one in Himachal Pradesh, Jammu and Kashmir, Kerala, Rajasthan, Tamil Nadu, Uttar Pradesh and West Bengal to more than 3 in Madhya Pradesh, Maharashtra, Nagaland and Punjab among these States.

As regards the size-class differentials in the extent of availability of such facility, it is further evident that the proportion of Small Towns having such societies was gradually higher in the upper size-class categories in all the States and Union Territories except Haryana, Himachal Pradesh, Jammu and Kashmir, Punjab, Rajasthan, Uttar Pradesh as well as some other smaller States and Union Territories. Further, the average number of such societies per Small Town having this facility also revealed a similar trend in all the States and Union Territories except, Andhra Pradesh, Haryana, Himachal Pradesh, Jammu and Kashmir, Maharashtra and Tripura. It would also be interesting to note that in a large number of States, the proportion of Small Towns having agricultural credit societies was less than one-third in case of those towns which had less than 5,000 population and in some major States such as Andhra Pradesh, Gujarat, Madhya Pradesh and West Bengal, this was even less than one-fourth. As against this, in most of the States and Union Territories half of the Small Towns falling under next size-class category (comprising towns with 5,000 and more but less than 10,000 population) had this facility. Moreover, in Haryana, Madhya Pradesh, Punjab and a few Union Territories this proportion was even more than three-fourth. Similarly, in last size-class category comprising Small Towns with 10,000 and more but less than 20,000 population, this proportion was more than two-third in a majority of the States and Union Territories. In some of the major States, namely, Gujarat, Haryana, Karnataka, Madhya Pradesh, Maharashtra and Punjab, this was even fourth-fifth and more. Average number of such societies per town also revealed a similar trend in most of the States and Union Territories.

TABLE 26

Percentage of Small Towns having Agricultural Credit Societies and Number of such Institution(s) per Town among the States/Union Territories by Size-Class, 1981

Sl. No.	State/Union Territory	a—% of Small Towns b—Av. No. per Town	Size-Class: Less than 5,000	5,000—9,999	10,000—19,999	All Small Towns
1	2	3	4	5	6	7
	INDIA	**a**	**40.52**	**66.09**	**72.33**	**65.65**
		b	**1.38**	**1.96**	**2.37**	**2.13**
	States					
1	Andhra Pradesh	a	20.00	54.84	76.06	67.29
		b	1.00	3.12	1.43	1.82

TABLE 26—*Contd.*

1	2	3	4	5	6	7
2	Bihar	a	40.00	58.62	70.83	66.04
		b	1.00	1.12	2.10	1.83
3	Gujarat	a	23.08	68.85	81.40	71.88
		b	1.00	1.24	1.76	1.55
4	Haryana	a	100.00	91.30	80.00	86.00
		b	8.50	1.29	1.75	1.84
5	Himachal Pradesh	a	53.33	66.67	40.00	54.55
		b	1.50	1.17	1.50	1.42
6	Jammu & Kashmir	a	58.33	55.00	57.14	56.86
		b	1.50	1.18	1.50	1.38
7	Karnataka	a	70.59	70.59	87.50	81.11
		b	1.83	2.14	2.52	2.37
8	Kerala	a	—	66.67	23.81	32.14
		b	—	1.00	1.40	1.22
9	Madhya Pradesh	a	20.00	83.33	89.08	84.87
		b	1.00	3.76	4.64	4.21
10	Maharashtra	a	25.00	68.75	80.00	71.34
		b	1.00	3.91	3.11	3.26
11	Manipur	a	25.00	55.56	50.00	37.93
		b	2.25	2.60	3.00	2.55
12	Meghalaya	a	66.67	—	—	25.00
		b	1.00	—	—	1.00
13	Nagaland	a	*	66.67	50.00	60.00
		b	*	1.50	7.00	3.33
14	Orissa	a	—	64.00	72.50	66.18
		b	—	1.25	2.00	1.73
15	Punjab	a	71.43	90.00	80.56	83.33
		b	1.20	2.03	6.28	3.56
16	Rajasthan	a	100.00	69.57	76.24	75.20
		b	1.00	1.06	1.13	1.12
17	Sikkim	a	—	*	*	—
		b	—	*	*	—
18	Tamil Nadu	a	30.00	61.11	69.92	57.24
		b	1.00	1.05	1.58	1.33
19	Tripura	a	—	50.00	75.00	50.00
		b	—	3.00	1.33	1.75
20	Uttar Pradesh	a	48.28	67.80	66.05	63.94
		b	1.14	1.38	1.70	1.48
21	West Bengal	a	5.00	26.98	38.04	30.29
		b	1.00	1.47	1.51	1.49
	Union Territories					
1	A & N Islands	a	*	*	*	*
		b	*	*	*	*
2	Arunachal Pradesh	a	—	—	*	—
		b	—	—	*	—
3	Chandigarh	a	100.00	*	100.00	100.00
		b	1.00	*	5.00	3.00

TABLE 26—*Concld.*

1	2	3	4	5	6	7
4	Dadra & Nagar Haveli	a	*	100.00	*	100.00
		b	*	1.00	*	1.00
5	Delhi	a	*	40.00	75.00	47.36
		b	*	1.33	1.33	1.33
6	Goa, Daman & Diu	a	100.00	100.00	66.67	91.67
		b	1.00	1.00	1.00	1.00
7	Lakshadweep	a	*	100.00	*	100.00
		b	*	1.00	*	1.00
8	Mizoram	a	*	75.00	100.00	80.00
		b	*	1.00	—	1.00
9	Pondicherry	a	—	—	100.00	33.33
		b	—	—	1.00	1.00

* Indicates that Small Town(s) was not in existence.

(iii) Non-Agricultural Credit Societies :

Extent of availability of non-agricultural credit societies in the Small Towns was comparatively less than that of the agricultural credit societies in most of the States and Union Territories. Variation in the proportion of Small Towns having such societies, as seen from Table-27, indicates that in Jammu and Kashmir, Uttar Pradesh and Arunachal Pradesh, less than one-third of the Small Towns had such societies. As against this, in some other States and Union Territories such as Karnataka, Meghalaya, Dadra & Nagar Haveli and Mizoram more than three-fourth of the Small Towns had these societies. Further, average number of such institutions per town having non-agricultural credit societies varied from 1 in Jammu and Kashmir, Arunachal Pradesh and Chandigarh to 3 and more in Andhra Pradesh, Bihar, Karnataka, Madhya Pradesh, Maharashtra, as well as a few smaller States and Union Territories.

Size-class differentials in the extent of availability of these societies indicate to a gradual improvement in the availability of such societies in case of upper size-class category comprising towns with either 5,000 to 10,000 population or 10,000 to 20,000 population than the towns falling under last size-class category comprising Small Towns with less than 5,000 population. Exceptions to this, were however, noted in Jammu and Kashmir, Karnataka, Orissa, Tripura and Goa, Daman & Diu. Similar type of differentials were also noted in case of average number of non-agricultural credit societies per Small Town having such facilities with the exceptions of Jammu and Kashmir, Manipur, Tamil Nadu, Tripura and Pondicherry.

TABLE 27

Percentage of Small Towns having Non-Agricultural Credit Societies and Number of such Institution(s) per Town among the States/Union Territories by Size-Class, 1981

Sl. No.	State/Union Territory	a—% of Small Towns b—Av. No. per Town	Size-Class: Less than 5,000	5,000—9,999	10,000—19,999	All Small Towns
1	2	3	4	5	6	7
	INDIA	**a**	**28.45**	**42.28**	**59.18**	**48.75**
		b	**1.61**	**2.67**	**4.88**	**3.92**
	States					
1	**Andhra Pradesh**	a	20.00	54.84	84.51	72.90
		b	1.00	5.29	5.93	5.73

TABLE 27—*Contd.*

1	2	3	4	5	6	7
2	Bihar	a	40.00	41.38	66.67	58.49
		b	3.00	1.58	5.13	4.37
3	Gujarat	a	15.38	40.98	72.09	55.63
		b	1.00	1.88	3.00	2.64
4	Haryana	a	50.00	60.87	64.00	62.00
		b	1.00	3.29	3.31	3.23
5	Himachal Pradesh	a	50.00	55.56	100.00	56.82
		b	1.40	2.40	6.80	2.68
6	Jammu & Kashmir	a	20.83	40.00	28.57	29.41
		b	1.60	1.25	1.00	1.33
7	Karnataka	a	88.24	82.35	89.29	87.22
		b	2.20	3.86	6.96	5.68
8	Kerala	a	—	50.00	52.38	50.00
		b	—	2.33	2.27	2.29
9	Madhya Pradesh	a	20.00	53.51	72.27	62.18
		b	2.00	2.98	4.02	3.58
10	Maharashtra	a	25.00	54.17	67.00	59.15
		b	2.25	4.27	13.13	10.31
11	Manipur	a	31.25	33.33	50.00	34.48
		b	3.00	2.33	3.50	2.90
12	Meghalaya	a	66.67	100.00	100.00	87.50
		b	1.00	1.00	5.50	2.29
13	Nagaland	a	*	33.33	50.00	40.00
		b	*	2.00	5.00	3.50
14	Orissa	a	33.33	64.00	52.50	55.88
		b	1.00	1.63	2.19	1.92
15	Punjab	a	28.57	52.50	69.44	55.56
		b	1.50	2.57	5.76	4.08
16	Rajasthan	a	—	39.13	62.38	57.60
		b	—	1.44	2.67	2.51
17	Sikkim	a	—	*	*	—
		b	—	*	*	—
18	Tamil Nadu	a	21.43	28.89	49.59	36.04
		b	1.07	2.42	2.15	2.06
19	Tripura	a	—	100.00	25.00	37.50
		b	—	2.00	1.00	1.67
20	Uttar Pradesh	a	19.54	25.85	28.37	25.84
		b	1.35	1.69	2.20	1.87
21	West Bengal	a	30.00	31.75	40.22	36.00
		b	1.33	1.65	2.57	2.16
	Union Territories					
1	A & N Islands	a	*	*	*	*
		b	*	*	*	*
2	Arunachal Pradesh	a	—	20.00	*	16.67
		b	—	1.00	*	1.00
3	Chandigarh	a	—	*	100.00	50.00
		b	—	*	1.00	1.00

TABLE 27—*Concld.*

1	2	3	4	5	6	7
4	Dadra & Nagar Haveli	a	*	100.00	*	100.00
		b	*	5.00	*	5.00
5	Delhi	a	*	33.33	50.00	36.84
		b	*	1.60	1.50	1.57
6	Goa, Daman & Diu	a	75.00	60.00	66.67	66.67
		b	1.67	1.33	2.50	1.75
7	Lakshadweep	a	*	—	*	—
		b	*	—	*	—
8	Mizoram	a	*	75.00	100.00	80.00
		b	*	6.00	19.00	9.25
9	Pondicherry	a	—	100.00	100.00	67.67
		b	—	10.00	8.00	9.00

* Indicates that Small Town(s) was not in existence.

(b) **Changes in the Availability of Banks and Credit Societies, 1971—1981 :**

Normally, the extent of availability of these institutions is expected to grow over the period but, due to reasons stated earlier (while discussing the availability of other facilities) a reduction in the proportion of Small Towns as well as average number of institutions per town having one or the other facility of this type has been noticed during the decade. To wit, it is observed from the figures provided in Table-28 that at the all India level, the percentages of Small Towns having banks and agricultural credit societies were higher but that of the non-agricultural societies was lower in 1981 as compared to those noted in 1971. Further, the average number of such institution(s) per Small Town having such facility was higher in case of banks and non-agricultural credit societies but lower in case of agricultural societies at the later Census than that recorded at the earlier Census. The extent of availability of such facilities in case of Small Towns of 1971 which continued in 1981, improved in both the terms i.e., percentage as well as average number of institution(s) per town during the decade with only an exception noted in case of average number of agricultural credit societies per town which declined from 2.82 in 1971 to 2.47 in 1981. Moreover, the extent of improvement in the availability was quite remarkable in case of banks. For example, percentage of Small Towns of 1971 having banks increased from 78 to approximately 91 and the average number of such institutions per town increased from 2 to 3 during the decade.

TABLE 28

Percentage of Small Towns having Banks and Credit Societies and Number of such Institution(s) per Town, 1971 and 1981

Institution		% of Towns		Average No. of Instt. per Town	
	A / B	1971	1981	1971	1981
1	2	3	4	5	6
Banks	A	74.76	85.29	2.03	2.43
	B	78.03	90.81	2.04	3.00
Agricultural Credit Societies	A	64.07	65.65	2.76	2.13
	B	66.70	69.94	2.82	2.47
Non-Agricultural Credit Societies	A	49.52	48.75	3.63	3.92
	B	51.88	59.81	3.73	4.67

A—Figures relate to the Small Towns of the respective Census viz., 1971 and 1981.
B—Figures relate to the Small Towns of 1971 which continued in 1981.

Major highlights pertaining to the inter-state variation in the percentage of banks and credit societies as well as number of such institutions per town during 1971—1981 are presented in the following paragraphs.

(i) **Changes in the Percentage of Small Towns having Banks and Credit Societies :**

A perusal of Table-29 and Figure-VIII a, b and c shows that the percentage of Small Towns having banks increased during the decade in all the States and Union Territories except Andhra Pradesh, Gujarat, Kerala, Rajasthan, Goa, Daman & Diu and Pondicherry. In addition to these, in some of the smaller States and Union Territories, it remained unchanged during the decade. The reduction in the percentage of Small Towns having banks in the States and Union Territories referred to above, on the other hand, appears to be mostly due to addition of new towns in this category in 1981 which might not be having banks. Because, as evident from the second set of figures presented in rows—'B', the percentage of Small Towns having banks in those Small Towns of 1971 which continued during the decade increased in all the States and Union Territories having such towns. Moreover, Bihar, Jammu and Kashmir, Orissa and Uttar Pradesh revealed a significant growth in the extent of availability of this facility in both the categories of towns.

Changes in the percentages of Small Towns having credit facilities, as viewed from the given Table, indicate that the percentage of Small Towns having agricultural and non-agricultural societies were comparatively less in 1981 than that observed in 1971 in a large number of States and Union Territories than that observed earlier in case of banks. For example, this position was obtained in Bihar, Gujarat, Jammu and Kashmir, Karnataka, Kerala, Maharashtra, Manipur, Orissa, Tripura and West Bengal in case of agricultural credit societies and in Bihar, Gujarat, Himachal Pradesh, Maharashtra, Manipur, Punjab, Tripura, Uttar Pradesh, West Bengal, Goa, Daman & Diu and Pondicherry in case of non-agricultural credit societies. Moreover, even the percentage of Small Towns of 1971 which continued in 1981 also revealed a decline in the extent of availability of these societies in certain States such as Gujarat, Manipur, Orissa in case of agricultural societies and in Gujarat, Himachal Pradesh, Manipur, Rajasthan, Uttar Pradesh and Goa, Daman & Diu in case of non-agricultural societies. As opposed to these States and Union Territories, Andhra Pradesh, Haryana and Kerala, in case of agricultural societies and Andhra Pradesh, Haryana, Jammu and Kashmir, Karnataka, Kerala, Madhya Pradesh, Meghalaya, Nagaland and Orissa, in case of non-agricultural societies showed a considerable growth in the percentages of Small Towns having such societies.

TABLE 29

Percentage of Small Towns having Banks and Credit Societies, 1971 and 1981

Sl. No.	State/Union Territory		Banks		Agricultural Cr. Society		Non-Agricultural Cr. Society	
		A						
		B	1971	1981	1971	1981	1971	1981
1	2	3	4	5	6	7	8	9
	INDIA	**A**	**74.76**	**85.29**	**64.07**	**65.65**	**49.52**	**48.75**
		B	**78.03**	**90.81**	**66.70**	**69.94**	**51.88**	**59.81**
	States							
1	Andhra Pradesh	A	83.33	79.44	56.06	67.29	38.64	72.90
		B	82.81	89.84	56.25	71.09	39.84	82.81
2	Bihar	A	56.49	87.74	69.47	66.04	59.54	58.49
		B	59.83	94.87	70.09	73.50	60.68	62.39
3	Gujarat	A	91.95	90.00	87.25	71.88	73.83	55.63
		B	92.91	97.16	86.52	81.56	75.89	67.38
4	Haryana	A	87.50	94.00	65.00	86.00	57.50	62.00
		B	86.49	97.30	67.57	86.49	56.76	72.97
5	Himachal Pradesh	A	85.29	95.45	41.18	54.55	67.65	56.82
		B	85.29	94.12	41.18	44.12	67.65	61.76
6	Jammu & Kashmir	A	67.50	84.31	60.00	56.86	10.00	29.41
		B	69.23	84.62	61.54	66.67	10.26	33.33

TABLE 29—*Concld.*

1	2	3	4	5	6	7	8	9
7	Karnataka	A	88.46	95.00	88.46	81.11	79.12	87.22
		B	90.64	97.66	89.47	89.47	80.70	92.98
8	Kerala	A	91.67	82.14	47.22	32.14	50.00	50.00
		B	92.31	92.31	53.85	76.92	46.15	84.62
9	Madhya Pradesh	A	90.66	92.02	75.82	84.87	33.52	62.18
		B	91.06	94.97	76.54	81.56	34.64	69.27
10	Maharashtra	A	91.21	91.46	76.92	71.34	63.74	59.15
		B	94.05	98.21	77.98	81.55	64.29	66.07
11	Manipur	A	14.29	51.72	85.71	37.93	71.43	34.48
		B	14.29	71.43	85.71	42.86	71.43	28.57
12	Meghalaya	A	60.00	75.00	20.00	25.00	40.00	87.50
		B	60.00	100.00	20.00	—	10.00	80.00
13	Nagaland	A	100.00	80.00	—	60.00	—	50.00
		B	100.00	100.00	—	100.00	—	100.00
14	Orissa	A	61.82	98.53	89.09	66.18	30.91	55.88
		B	62.96	100.00	90.74	74.07	31.48	55.56
15	Punjab	A	93.24	97.78	71.62	83.33	66.22	55.56
		B	94.37	98.59	70.42	83.10	66.20	73.24
16	Rajasthan	A	97.32	94.40	70.53	75.20	92.86	57.60
		B	97.32	98.21	70.54	66.07	92.86	70.54
17	Sikkim	A	42.86	85.71	71.43	—	14.29	—
		B	42.86	100.00	71.43	—	14.29	—
18	Tamil Nadu	A	58.23	67.14	53.80	57.24	31.01	36.04
		B	60.14	71.33	53.85	58.39	31.82	39.16
19	Tripura	A	100.00	100.00	60.00	50.00	40.00	37.50
		B	100.00	100.00	60.00	80.00	40.00	40.00
20	Uttar Pradesh	A	68.72	90.15	56.87	63.94	34.12	25.84
		B	69.57	93.24	57.00	59.42	34.30	27.51
21	West Bengal	A	53.13	59.43	35.59	30.29	41.41	36.00
		B	50.86	78.45	36.21	39.66	43.97	45.69
	Union Territories							
1	A & N Islands	A	*	*	*	*	*	*
		B	*	*	*	*	*	*
2	Arunachal Pradesh	A	25.00	100.00	—	—	—	16.67
		B	25.00	100.00	—	—	—	25.00
3	Chandigarh	A	100.00	100.00	100.00	100.00	100.00	50.00
		B	100.00	100.00	100.00	100.00	100.00	100.00
4	Dadra & Nagar Haveli	A	*	100.00	*	100.00	*	100.00
		B	*	*	*	*	*	*
5	Delhi	A	*	47.37	*	47.36	*	36.84
		B	*	*	*	*	*	*
6	Goa, Daman & Diu	A	100.00	91.67	22.22	91.67	100.00	66.67
		B	100.00	88.89	22.22	88.89	100.00	88.89
7	Lakshadweep	A	*	100.00	*	100.00	*	*
		B	*	*	*	*	*	*
8	Mizoram	A	—	60.00	—	80.00	—	80.00
		B	—	100.00	—	100.00	—	100.00
9	Pondicherry	A	100.00	66.67	5.00	33.33	100.00	66.67
		B	100.00	100.00	50.00	50.00	100.00	100.00

A—Figures relate to the Small Towns of the respective Census viz., 1971 and 1981.
B—Figures relate to the Small Towns of 1971 which continued in 1981.
* Indicates that Small Town(s) was not in existence.

FIGURE - VII

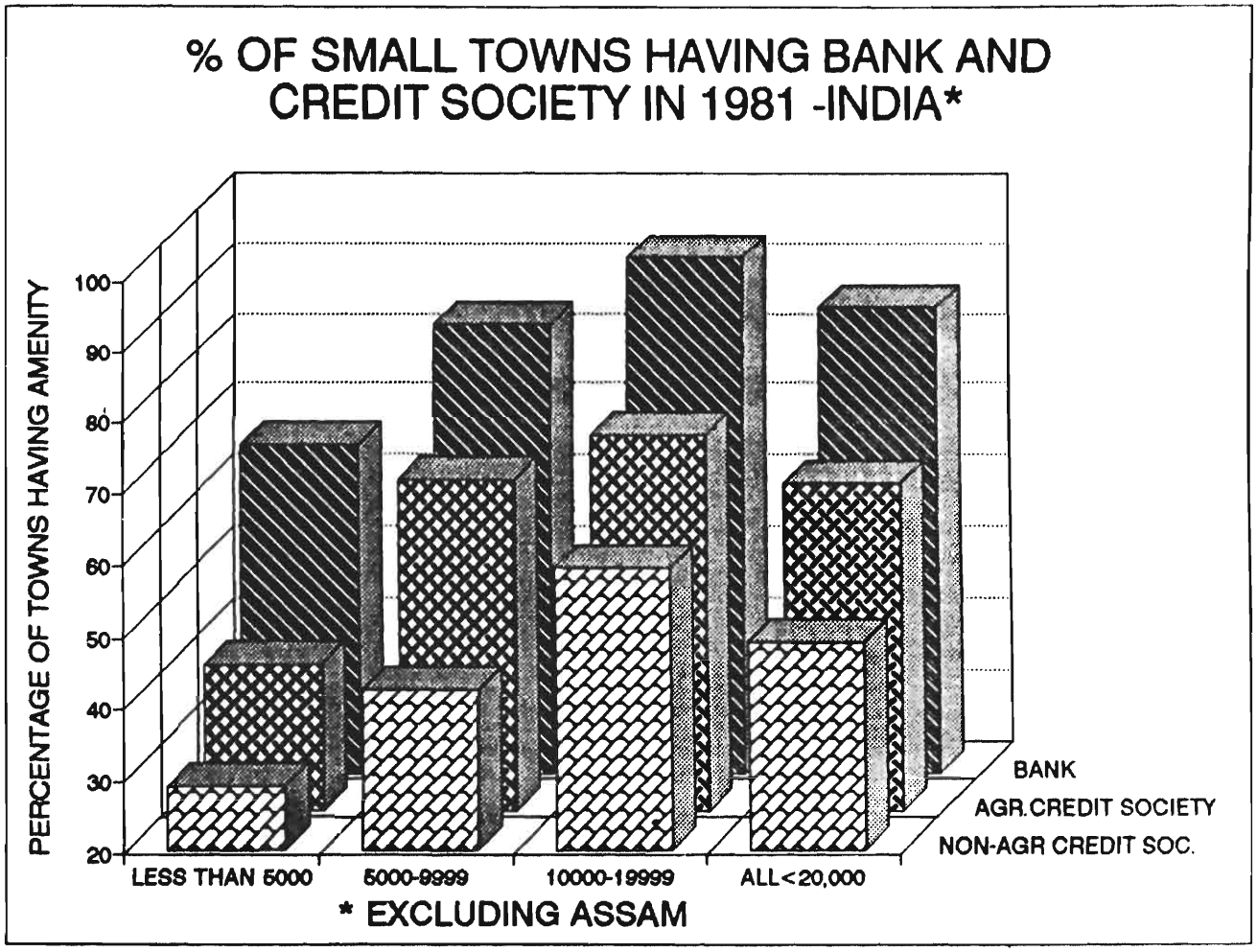
% OF SMALL TOWNS HAVING BANK AND CREDIT SOCIETY IN 1981 -INDIA*
PERCENTAGE OF TOWNS HAVING AMENITY
100
90
80
70
60
50
40
30
20
LESS THAN 5000
5000-9999
10000-19999
ALL<20,000
BANK
AGR.CREDIT SOCIETY
NON-AGR CREDIT SOC.
* EXCLUDING ASSAM

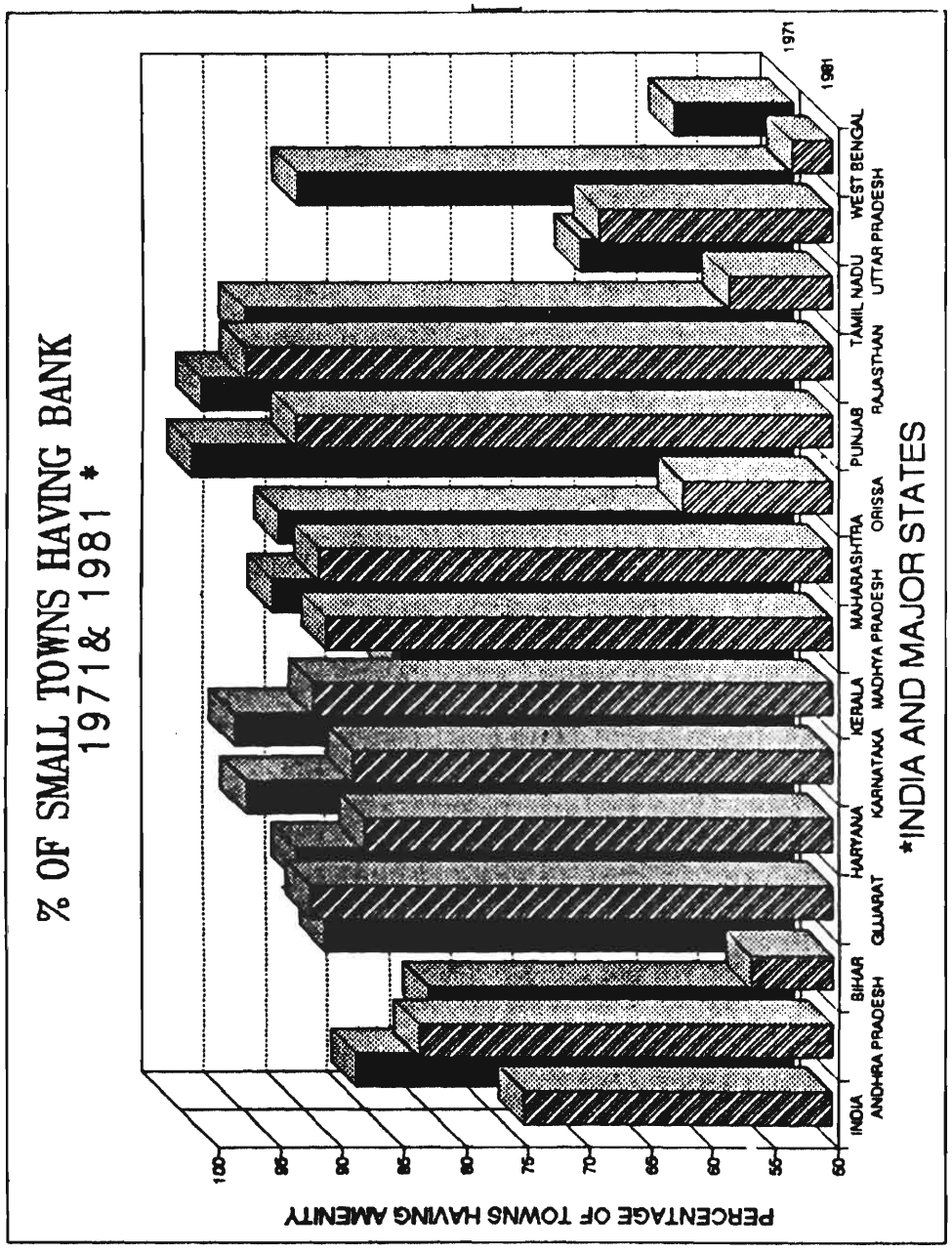

FIGURE - VIII (a)

FIGURE - VIII (b)

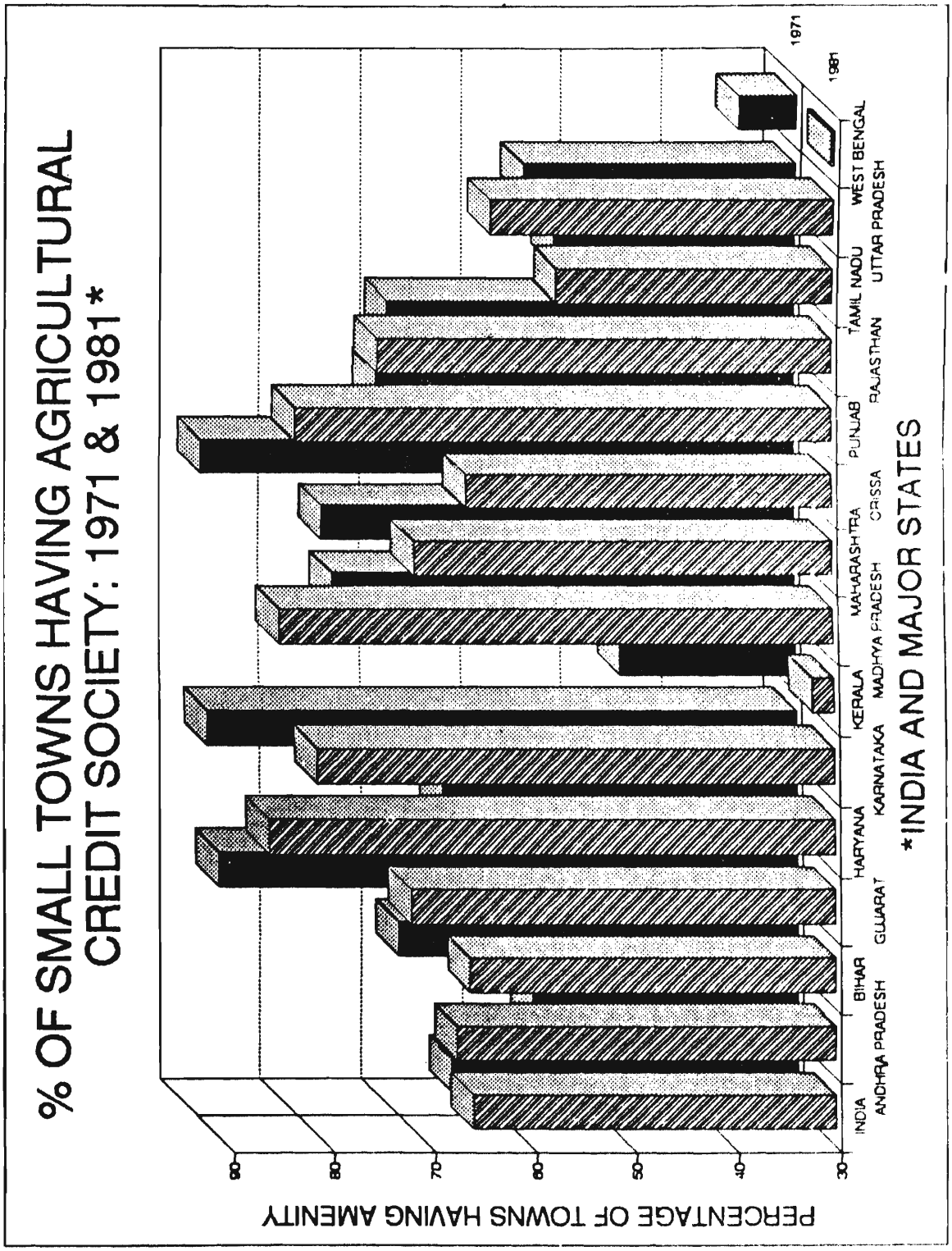

FIGURE - VIII (c)

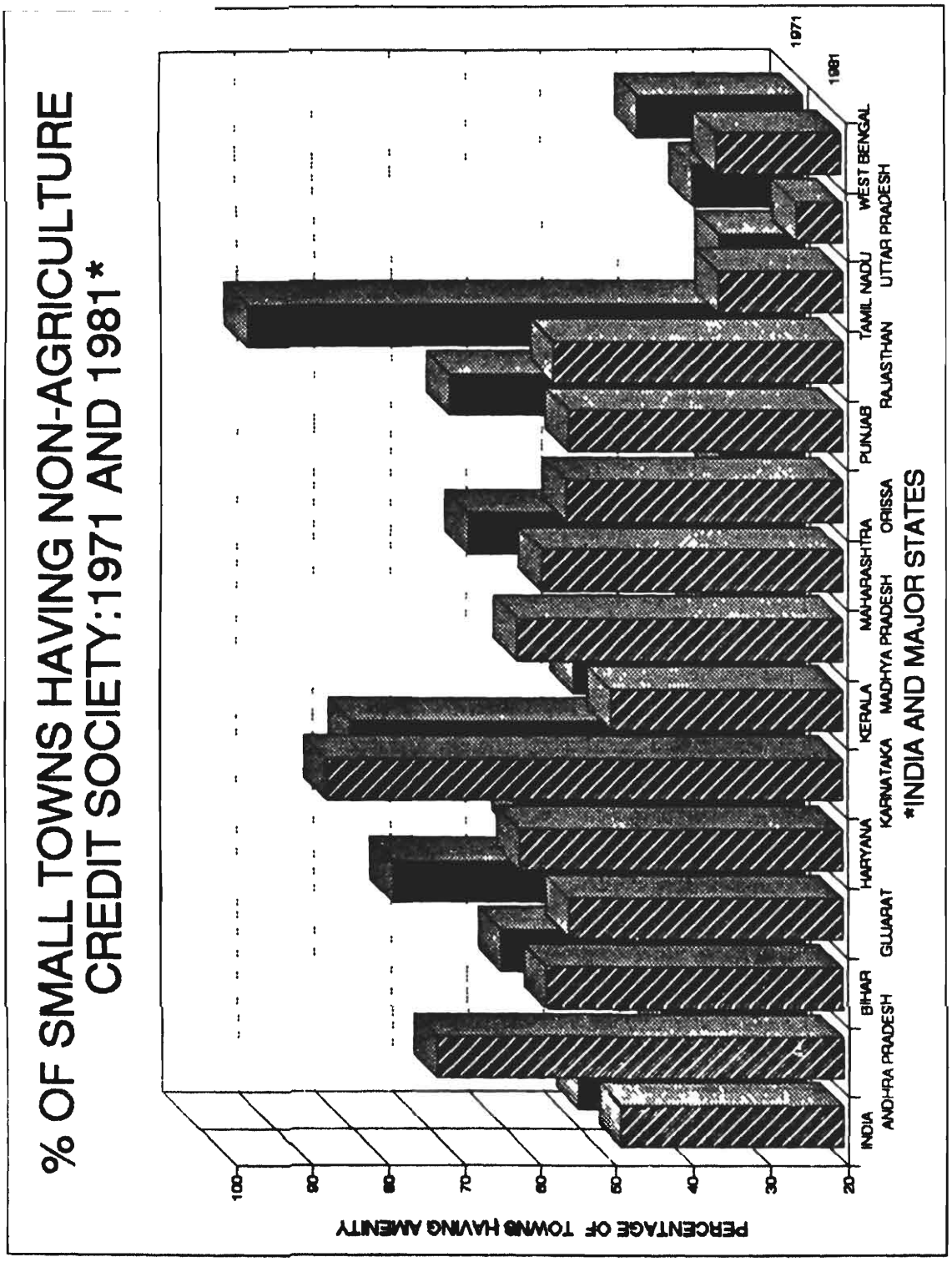

(ii) Changes in the Average Number of Banks and Credit Societies per Small Town, 1971—81 :

Number of banks per Small Town increased in a large number of States and Union Territories. Whereas, the same in case of agricultural and non-agricultural credit societies reduced in some States and Union Territories. To wit, a perusal of Table 30 reveals that the average number of banks per Small Town was higher in 1981 than that noted in 1971 in all the States and Union Territories except Gujarat, Kerala, Nagaland and Sikkim. Similarly, it registered an increase in all the States and Union Territories except Nagaland in the second category of Small Towns comprising those towns of 1971 which continued in 1981 Moreover, the average number of banks per Small Town doubled in Kerala, Manipur, Orissa, Chandigarh and Pondicherry. It thus, indicates to the fact that the reduction in it, as noted in a few States and Union Territories, was purely due to addition of new Small Towns in 1981 which might not be having any bank

The average number of credit societies per town on the other hand, increased in a few States and Union Territories and remained unchanged in some others It was only in Madhya Pradesh in case of agricultural credit societies and in Maharashtra in case of non-agricultural credit societies, the average number per town doubled in both categories of Small Towns during the decade Apart from these, in a large number of remaining States and Union Territories it declined during the decade For example, in Bihar, Rajasthan, West Bengal and Pondicherry, the average number of agricultural credit societies per town declined whereas a similar trend was noted in Bihar, Himachal Pradesh, Rajasthan, Uttar Pradesh, Goa, Daman & Diu in case of non-agricultural credit societies per town

This decline in the former category i e , Small Towns which were found at the 1971 and 1981 censuses could be mostly due to movement of towns having such societies from the Small Towns category to next category, on the one hand, and addition of new towns to this category in 1981 on the other, which might not be having such societies Whereas, in the second category comprising Small Towns of 1971 which continued in 1981, this decline could be either due to misreporting at the time of one of the two censuses about the presence of such societies or due to discontinuation of these societies in some towns

TABLE 30

Average Number of Institution(s) per Small Town having Banks and Credit Societies, 1971 and 1981

Sl No	State/Union Territory	A	Banks		Agricultural Cr Societies		Non-Agricultural Cr Societies	
		B	1971	1981	1971	1981	1971	1981
1	2	3	4	5	6	7	8	9
	INDIA	**A**	**2.03**	**2.43**	**2 76**	**2.13**	**3 63**	**1 92**
		B	**2.04**	**3.00**	**2.82**	**2.47**	**3.73**	**4 67**
	States							
1	Andhra Pradesh	A	1 95	2 13	1 31	1 82	1 76	5 73
		B	1 97	2 65	1 32	2 89	1 76	7 4
2	Bihar	A	1 46	1 73	4 33	1 83	4 90	4 37
		B	1 47	2 15	4 30	2 10	5 15	4 22
3	Gujarat	A	3 01	2 71	1 06	1 55	2 69	2 64
		B	3 06	3.23	1 07	2 02	2 73	3 03
4	Haryana	A	1 80	2 55	2 65	1 84	3.22	3 23
		B	1 81	2 94	2 72	2 09	3 33	4 85
5	Himachal Pradesh	A	2 31	3 52	1 36	1 42	3 61	2 68
		B	2 31	3 91	1 30	1.27	3 61	3 38
6	Jammu & Kashmir	A	1 56	2 40	1 17	1 38	1.25	1 33
		B	1 56	2 94	1 17	1 46	1.25	1 23
7	Karnataka	A	2 76	2 84	2 11	2 37	3 38	5 68
		B	2 81	3 50	2 16	2 48	3 47	6 47
8	Kerala	A	3 03	2 96	1 65	1.22	2 11	2 29
		B	3 92	8 08	1 71	2.20	2 17	2 45

TABLE 30—*Concld.*

1	2	3	4	5	6	7	8	9
9	Madhya Pradesh	A	1.92	2.24	1.09	4.21	2.18	3.58
		B	1.92	2.53	1.09	4.54	2.16	3.59
10	Maharashtra	A	2.31	3.87	4.99	3.26	4.36	10.31
		B	2.34	4.24	5.24	3.36	4.59	9.51
11	Manipur	A	1.00	1.27	1.33	2.55	4.60	2.90
		B	1.00	2.00	1.33	2.67	4.60	4.50
12	Meghalaya	A	1.33	2.00	1.00	1.00	3.50	2.29
		B	1.33	2.40	1.00	—	3.50	5.00
13	Nagaland	A	2.50	2.25	—	3.33	—	3.50
		B	2.50	1.50	—	4.00	—	3.00
14	Orissa	A	1.56	2.60	1.73	1.73	1.71	1.92
		B	1.56	3.31	1.73	1.75	1.71	3.30
15	Punjab	A	2.38	3.01	3.55	3.56	4.08	4.08
		B	2.40	3.81	3.66	4.42	4.21	5.10
16	Rajasthan	A	1.65	2.32	11.91	1.12	9.22	2.51
		B	1.65	2.81	11.91	1.27	9.22	3.05
17	Sikkim	A	1.33	1.00	1.20	—	2.00	—
		B	1.33	1.57	1.20	—	2.00	—
18	Tamil Nadu	A	1.36	2.11	1.15	1.33	1.61	2.06
		B	1.38	2.37	1.15	1.45	1.65	2.22
19	Tripura	A	1.80	2.13	1.67	1.75	1.00	1.67
		B	1.80	3.20	1.67	1.25	1.00	1.00
20	Uttar Pradesh	A	1.76	2.18	1.71	1.48	2.15	1.87
		B	1.76	2.93	1.72	1.72	2.17	2.04
21	West Bengal	A	1.29	1.68	2.70	1.49	2.09	2.16
		B	1.31	2.08	2.71	1.59	2.12	2.47
	Union Territories							
1	A & N Islands	A	*	*	*	*	*	*
		B	*	*	*	*	*	*
2	Arunachal Pradesh	A	1.00	1.50	—	—	—	1.00
		B	1.00	1.00	—	—	—	1.00
3	Chandigarh	A	1.00	1.50	2.00	3.00	2.00	1.00
		B	1.00	5.00	2.00	5.00	2.00	6.00
4	Dadra & Nagar Haveli	A	—	3.00	—	1.00	—	5.00
		B	*	*	*	*	*	—
5	Delhi	A	*	1.00	*	1.33	*	1.57
		B	* *	*	*	*	*	*
6	Goa, Daman & Diu	A	2.33	3.09	1.00	1.00	3.89	1.75
		B	2.33	3.63	1.00	1.00	3.89	2.00
7	Lakshadweep	A	*	1.00	*	1.00	*	—
		B	*	*	*	*	*	*
8	Mizoram	A	—	1.00	—	1.00	—	9.25
		B	—	1.00	—	1.00	—	19.00
9	Pondicherry	A	1.00	2.00	3.00	1.00	5.50	9.00
		B	1.00	2.00	3.00	1.00	5.50	9.00

A—Figures relate to the Small Towns of the respective Census viz., 1971 and 1981.
B—Figures relate to the Small Towns of 1971 which continued in 1981.
* Indicates that Small Town(s) was not in existence.

SUMMARY AND CONCLUSION

Major findings emerging from the foregoing analysis in regard to the extent of availability of different types of amenities/facilities in the Small Towns of India at the time of 1981 Census and changes in it during the 1971—1981 decade are summarised below:

(a) Most of the Small Towns in India had one or the other type of medical, educational and recreational facilities as well as banks. But the availability of some of the higher order facilities such as Hospitals/Nursing Homes, Colleges, Cinema Halls etc., in the Small Towns appeared to be insufficient. Among the major States, Orissa returned relatively a large proportion of Small Towns equipped with the Hospitals/Nursing Homes, Colleges and Banks than the other States. A similar trend was noted in Andhra Pradesh with respect to Cinema Halls and in Kerala with respect to Public Libraries/Reading Rooms. Whereas, the proportion of Small Towns having Agricultural Credit Societies was higher in Haryana and that of the Non-Agricultural Credit Societies in Karnataka than the other major States. On the contrary, in Tamil Nadu and West Bengal the proportion of Small Towns having most of these facilities except recreational facilities was lower than the other major States thereby, revealing a poor extent of availability of such facilities in the Small Towns.

(b) Average number of different types of institutions per Small Town having such amenities/facilities was around one in case of some of the better type of medical, educational and recreational facilities such as Primary Health Centres/Health Centres, Colleges and Cinema Halls whereas, it was two or more in case of some of the basic type of amenities such as Dispensaries, Middle/Primary Schools, Public Libraries/Reading Rooms, Banks, Credit Societies, etc. Among the major States, Maharashtra had the largest number of Hospitals/Nursing Homes, Dispensaries, Secondary/Senior Secondary Schools, Banks and Non-Agricultural Credit Societies per town. Whereas, in Andhra Pradesh, average number of Hospitals/Nursing Homes and Cinema Halls per town was the maximum and Gujarat returned the maximum number of colleges per town. On the contrary, in a large number of States, average number of these institutions was around one only.

(c) Changes in the extent of availability of the above stated amenities/facilities in the Small Towns during the 1971—81 decade revealed that the extent of availability of certain facilities was large in the Small Towns of 1981 than that noted in 1971. However, in certain other cases such as Hospitals/Nursing Homes, Cinema Halls, Public Libraries/Reading Rooms and Non-Agricultural Credit Societies, the proportion of Small Towns in India having such institutions was comparatively less in 1981 than that noted earlier in 1971. A similar trend in regard to the availability of different amenities/facilities was noted in some of the major States. It was, thus, only in a few States, the extent of availability of certain amenities in the Small Towns was appreciably higher in 1981 as compared to 1971. For example, percentage of towns having certain amenities/facilities such as Dispensaries (Bihar) and Middle Schools (Andhra Pradesh, Haryana and Himachal Pradesh) improved by more than 50 per cent points. Apart from these, more than 25 per cent points increase in the percentage of Small Towns having certain other type of amenities/facilities was noted in the States like Orissa and Punjab (Hospitals/Nursing Homes), Karnataka and Uttar Pradesh (Primary Health Centres/Health Centres), Himachal Pradesh and Punjab (Primary Schools), Bihar and Orissa (Banks) and Andhra Pradesh, Madhya Pradesh and Orissa (Non-Agricultural Credit Societies). Further, the average number of institutions providing such amenities/facilities per Small Town either remained unchanged or declined during the 1971—81 decade in regard to most of these facilities among the major States.

(d) This apparent decline in the extent of availability of certain amenities/facilities in the Small Towns was largely due to inter-class mobility of towns from small to medium and large size towns' categories, on the one hand, and addition of a number of places (perhaps did not have these facilities) as Small Towns at the time of later Census. Keeping this in view, relevant data pertaining to the Small Towns of 1971 which continued irrespective of their size-class categories in 1981 were examined. It revealed an overall improvement in the extent of availability of all the amenities/facilities in the Small Towns of India during the decade. Similarly, in a large number of major States, the extent of availability of different types of amenities/facilities in the Small Towns of 1971 improved during 1971—81. This improvement in the percentage of Small Towns having certain type of amenities/facilities was most conspicuous in Punjab (Hospitals/Nursing Homes and Colleges), Karnataka (Primary Health Centres/Health Centres), Bihar (Dispensaries), Haryana (Middle Schools), Himachal Pradesh (Primary Schools), Orissa (Banks) and Andhra Pradesh (Non-Agricultural Credit Societies). Similarly the

average number of institutions per town providing various amenities/facilities increased considerably in Bihar (Dispensaries), Maharashtra (Senior Secondary Schools), Kerala (Primary and Middle Schools, Cinema Halls, Libraries/Reading Rooms and Banks), Madhya Pradesh (Agricultural Credit Societies) and Andhra Pradesh (Non-Agricultural Credit Societies). As against the improvements in the extent of availability of different types of amenities/facilities noted in the majority of the States/Union Territories, in some major States, the percentage of Small Towns of 1971 having these facilities registered a decline. For example, in Karnataka, Orissa and Kerala the extent of availability of medical, recreational and banking facilities in the Small Towns of 1971 reduced considerably.

To sum up, it may thus be concluded that almost all the Small Towns (i.e., towns with less than 20,000 population each) had access to one or the other type of medical, educational, recreational and banking facilities in 1981. However, the availability of some higher order facilities such as Hospitals, Colleges, Cinema Halls, etc., in these towns appeared to be insufficient. Among the major States while Andhra Pradesh, Gujarat, Haryana, Karnataka, Kerala, Maharashtra, Orissa and Punjab showed a relatively better position. Some other States, namely, Bihar, Jammu & Kashmir, Tamil Nadu, Uttar Pradesh and West Bengal revealed unsatisfactory position either in terms of percentage of Small Towns having such facilities or in terms of average number of these types of institutions for Small Towns.

As regards the changes in the availability of aforesaid facilities in the Small Towns during 1971—81, it has been noticed that the percentage of Small Towns of 1981 having some of the facilities, namely, Hospitals/ Nursing Homes, Cinema Halls, Public Libraries/Reading Rooms, Non-Agricultural Credit Societies, etc., was comparatively low than that noted for the Small Towns of 1971 both at the All-India level as well as in a large number of States. However, the analysis pertaining to the changes in the extent of availability in the Small Towns of 1971 which continued (irrespective of size-class) in 1981 showed improvement at the All-India level and also in a large number of States in regard to most of the facilities/amenities. It was thus only in a few States such as Karnataka, Kerala and Orissa a relative decline in the availability of a few facilities/amenities was noted in this category of Small Towns during the decade. This decline as stated earlier could be mostly due to up-gradation/closure of certain types of institutions and/or under-reporting/mis-reporting about the availability of certain facilities in such places either at the beginning or at the end of the reference period.

APPENDIX TABLES

AVAILABILITY OF MEDICAL, EDUCATIONAL, RECREATIONAL, BANKING FACILITIES AND CREDIT SOCIETIES IN THE SMALL TOWNS OF INDIA, 1971 AND 1981

Appendix Table-1: Availability of Medical, Educational, Recreational, Banking Facilities and Credit Societies in the Small Towns,1971 and 1981

STATE/ DISTT./TOWN	Census Year	Medical				Educational				Recreational		Banks & Cr Soc			Popu-lation
		Hosp./NH	Disp.	PHC/HC	No.of Beds	College	SS/HSS/ Mt	JS/MD School	Primary School	Cinema	Pbl Lib/ RR	Banks	Ag Cr Soc	Non Ag Cr Soc	
1 2	3	4	5	6	7	8	9	10	11	12	13	14	15	16	17
ANDHRA PRADESH:															
MEDAK															
1 Sangareddy	1971	1	0	0	80	0	2	0	6	2	2	2	1	1	17227
	1981	1	0	0	100	1	3	1	9	2	2	5	43	69	31360
2 Zahirabad	1971	2	0	0	16	0	3	1	4	2	1	3	2	0	18424
	1981	3	8	0	36	0	4	8	13	2	1	4	30	53	28956
3 Medak	1971	2	0	0	87	0	4	3	4	2	2	2	2	1	19458
	1981	2	16	0	146	0	5	6	10	2	2	4	1	23	28577
4 Shankarampet	1971	1	6	0	0	0	1	1	1	1	1	1	0	1	4837
	1981	A-1,1	6	0	0	0	2	3	2	1	1	1	1	3	5141
5 Ramachandra-	1971	1	1	0	75	0	2	1	4	1	1	1	0	0	11146
puram	1981	1	0	0	111	0	5	4	5	1	1	1	0	3	21056
6 Andole	1971	1	0	0	22	1	2	2	2	1	1	3	1	0	12659
(Jogipet)	1981	2	0	0	60	1	3	3	5	1	1	3	1	17	17103
7 Sadasiypet	1971	1	0	0	8	0	2	0	3	1	1	2	1	0	14939
	1981	1	11	0	33	0	4	3	8	1	1	3	1	11	20851
8 Narayankhed	1971	0	0	0	0	0	0	0	0	0	0	0	0	0	0
	1981	1	3	0	14	0	3	4	5	1	1	2	31	24	8600
9 Patancheru	1971	0	0	0	0	0	0	0	0	0	0	0	0	0	0
	1981	1	10	1	24	0	2	4	2	1	1	2	1	10	11975
VISAKHAPATNAM															
10 Bheemunipatnam	1971	1	2	0	20	0	2	2	12	0	1	2	0	2	14291
	1981	1	1	0	38	0	4	5	16	3	3	3	1	15	34619

1	2	3	4	5	6	7	8	9	10	11	12	13	14	15	16	17
11	Chodavaram	1971	1	8	0	24	0	3	0	8	2	2	4	1	1	17319
		1981	1	6	0	71	0	3	3	8	4	1	4	1	14	21122
12	Narasapatnam	1971	7	3	0	30	0	2	1	7	2	1	2	0	1	17417
		1981	1	5	0	41	0	3	2	7	2	2	3	1	1	24301
13	Upper Sileru Project site camp	1971	1	1	0	34	0	1	0	0	1	0	1	0	0	4901
		1981	1	1	0	8	0	1	1	1	0	1	1	0	0	4782
14	Payakara opet	1971	0	0	1	1	0	1	0	4	1	1	0	1	0	10554
		1981	0	0	1	0	0	1	2	6	2	1	1	1	2	15286
15	Yellamanchili hill	1971	1	0	0	8	0	3	1	4	1	1	3	1	3	15318
		1981	1	8	0	8	0	3	3	5	2	2	4	1	3	19813
16	Madugula	1971	1	1	0	100	0	1	2	2	2	2	1	1	0	8376
		1981	1	2	0	110	0	2	3	5	2	1	2	1	0	9449
17	Gopalapat nam	1971	0	1	1	0	0	1	0	4	2	4	1	0	0	8422
		1981	0	9	1	0	0	2	1	9	2	3	2	1	0	19464
	WARANGAL															
18	Dornakal	1971	1	0	0	16	0	1	0	1	0	0	1	0	0	11433
		1981	2	0	0	24	0	3	4	4	1	1	1	1	1	14558
19	Mahbubabad	1971	1	0	0	40	0	1	11	3	1	1	2	1	1	15430
		1981	1	10	0	60	0	3	4	6	3	1	4	1	5	21654
20	Jangaon	1971	1	0	0	33	0	3	1	4	2	1	2	0	0	16886
		1981	A-1,1	15	0	75	1	6	5	9	2	2	4	60	8	25112
	NELLORE															
21	Kovurpalle	1971	0	0	0	0	0	0	0	0	0	0	0	0	0	0
		1981	0	0	1	12	0	2	2	6	1	3	0	0	0	10660
22	Kovur	1971	0	4	0	0	0	2	0	10	0	1	1	3	2	16846
		1981	0	4	0	0	0	3	4	10	1	1	4	0	2	20413
23	Venkatagiri	1971	2	0	0	29	1	3	1	11	2	2	2	3	1	17546
		1981	1	11	0	22	1	4	3	11	4	4	4	1	2	21750

1	2	3	4	5	6	7	8	9	10	11	12	13	14	15	16	17
24	Sullurpet	1971	1	1	0	9	0	2	1	8	2	2	1	0	2	12757
		1981	3	5	0	20	0	3	1	12	2	4	3	0	1	20995
25	Naidupet	1971	4	1	0	30	0	4	1	4	2	2	1	1	3	9664
		1981	0	1	0	0	0	4	4	9	3	2	2	2	8	14757
	KHAMMAM															
26	Mothugudem	1971	0	0	0	0	0	0	0	0	0	0	0	0	0	0
		1981	1	0	0	4	0	1	1	2	1	2	1	0	0	4569
27	Bhadrachalam	1971	2	6	0	46	0	3	0	4	1	2	2	2	1	10710
		1981	2	10	0	52	0	2	5	8	3	2	4	1	9	21354
28	Palwancha	1971	1	5	0	8	0	1	0	6	1	2	1	1	0	18234
		1981	8	8	0	51	0	3	4	10	3	2	1	1	3	39116
29	Yellandu	1971	2	8	0	30	0	2	1	4	2	1	3	1	0	16767
		1981	1	12	0	16	0	5	7	4	3	1	3	0	8	27292
30	Madhira	1971	1	2	0	19	0	2	1	2	1	1	2	1	0	7936
		1981	1	4	0	52	1	4	1	3	2	1	3	2	3	11404
	CHITTOOR															
31	Palmaner	1971	1	0	0	28	0	3	0	6	1	1	3	0	0	13652
		1981	1	8	0	34	0	4	2	7	3	1	3	1	2	24038
32	Punganur	1971	2	0	0	25	0	3	0	6	2	1	2	1	2	18207
		1981	2	0	0	30	0	2	3	8	3	1	4	0	1	25562
33	Tirumalai	1971	0	1	0	4	0	1	0	1	0	1	1	0	0	12879
		1981	1	0	0	15	0	1	1	1	0	1	3	0	0	20988
34	Puttur	1971	1	0	0	10	1	2	0	3	2	1	0	4	0	11828
		1981	1	0	0	10	0	2	2	4	4	1	3	0	4	17723
35	Pakala	1971	1	1	0	6	0	1	0	3	1	1	2	1	0	15936
		1981	1	5	0	6	1	2	1	10	2	1	2	1	7	19400
36	Kuppam	1971	3	2	0	13	1	2	2	4	2	2	2	1	1	10813
		1981	2	5	0	41	0	3	2	5	3	2	3	0	2	13649

1	2	3	4	5	6	7	8	9	10	11	12	13	14	15	16	17
37	Renigunta	1971	0	3	1	6	0	1	0	2	2	2	1	1	0	8567
		1981	0	0	1	6	0	3	2	3	2	1	1	0	7	11415
38	Tirupati	1971	1	2	0	100	1	1	0	1	0	0	0	0	0	6141
	NMA	1981	1	3	0	12	1	0	0	0	0	0	0	0	8	8605
39	Nagari	1971	2	1	1	40	0	3	0	3	2	1	1	0	0	9360
		1981	1	6	0	145	1	3	2	3	3	1	1	1	2	12996
	ANANTAPUR	1971	1	1	0	6	0	2	1	8	2	1	3	0	1	19754
40	Uravakonda	1981	1,A-1	0	0	8	1	3	2	8	3	2	4	1	3	21754
41	Kalyandurg	1971	1	0	0	5	0	2	0	7	2	1	3	1	3	13260
		1981	1	0	0	16	0	3	2	5	2	1	3	4	6	17049
42	Penukonda	1971	1	0	0	28	0	3	0	8	2	1	3	0	2	9264
		1981	1	0	0	28	0	3	2	8	3	1	4	1	3	12373
	EAST GODAVARI															
43	Suryaraopet	1971	0	0	0	0	0	0	0	0	0	0	0	0	0	0
		1981	2	0	0	0	0	0	1	1	0	0	0	0	0	6861
44	Ramanayyapet	1971	0	0	0	0	0	0	0	0	0	0	0	0	0	0
		1981	0	1	0	0	0	0	1	2	0	1	0	0	0	7703
45	Banderulanka	1971	0	0	0	0	0	0	0	0	0	0	0	0	0	0
		1981	0	1	0	0	0	1	1	4	0	1	2	1	0	9810
46	Donkarayi	1971	0	0	0	0	0	0	0	0	0	0	0	0	0	0
		1981	1	1	0	12	0	1	1	1	0	1	0	0	1	3891
47	Dowleshweram	1971	3	2	0	50	0	2	0	5	1	1	2	0	0	17929
		1981	3	2	0	45	0	5	8	11	2	1	2	0	15	25983
48	Razole	1971	7	8	0	68	1	2	0	7	2	1	5	3	0	8456
		1981	1	15	0	90	1	3	2	7	2	2	3	1	0	10697
49	Machavaram	1971	1	4	0	40	0	1	0	7	1	2	1	2	0	11764
		1981	3	3	0	160	0	1	1	8	1	2	0	1	2	13662

1	2	3	4	5	6	7	8	9	10	11	12	13	14	15	16	17
	CUDDAPAH															
50	Veparala	1971	0	0	0	0	0	0	0	0	0	0	0	0	0	0
		1981	0	4	0	0	0	1	1	3	1	1	0	0	0	5194
51	Dommara	1971	0	0	0	0	0	0	0	0	0	0	0	0	0	0
	nandyal	1981	0	1	0	0	0	1	4	4	0	2	0	1	0	7149
52	Madhavaram	1971	0	0	0	0	0	0	0	0	0	0	0	0	0	0
		1981	0	0	1	6	0	2	1	4	1	1	1	0	3	7410
53	Yerraguntla	1971	0	0	0	0	0	0	0	0	0	0	0	0	0	0
		1981	0	1	0	0	0	1	1	4	1	1	1	1	1	11784
54	Nagiredd	1971	0	0	0	0	0	0	0	0	0	0	0	0	0	0
	ipalle	1981	1	5	0	18	0	1	1	5	0	1	0	1	0	8570
55	Pulivendla	1971	1	6	0	55	0	3	0	6	2	2	2	0	2	11704
		1981	6	4	0	120	1	3	4	9	4	2	3	0	2	21104
56	Rajampet	1971	1	0	0	32	0	2	1	10	2	1	2	1	0	13345
		1981	1	25	0	32	1	3	3	7	3	2	4	2	20	19927
57	Kamalapuram	1971	1	4	0	4	0	2	0	8	1	2	2	1	1	8433
		1981	1	1,A-4	0	16	0	3	2	9	1	1	3	1	2	9873
58	Badvel	1971	1	0	0	24	0	2	0	24	0	0	2	0	0	9083
		1981	1	0	0	30	1	3	2	9	0	1	2	2	13	11460
	PRAKASAM															
59	Singaraya	1971	0	0	0	0	0	0	0	0	0	0	0	0	0	0
	konda	1981	3	1	0	10	0	2	2	4	2	0	2	1	1	10204
60	Giddalur	1971	6	0	0	30	0	3	0	11	1	1	3	1	2	14830
		1981	1	5	0	30	1	3	6	4	3	1	4	1	20	19188
61	Kanigiri	1971	3	3	0	70	0	2	2	7	1	3	4	1	1	11430
		1981	7	0	0	95	0	3	4	9	2	2	3	1	4	16717
62	Cum Bum	1971	0	1	0	0	0	3	0	8	2	1	2	0	0	9745
		1981	3	1	0	30	0	2	3	8	2	1	1	1	10	10571

1	2	3	4	5	6	7	8	9	10	11	12	13	14	15	16	17
63	Vetaplem	1971	1	1	0	18	0	3	0	14	2	0	2	0	0	19666
		1981	5	1	0	67	0	3	2	13	2	1	2	0	1	28561
64	Addanki	1971	6	1	0	85	0	1	1	7	1	1	2	0	0	10223
		1981	7	0	0	100	0	2	1	10	3	2	4	0	0	16618
65	Kandukur	1971	4	0	0	47	1	1	1	12	2	3	2	1	0	16654
		1981	10	5	0	12	1	4	3	12	3	2	3	0	1	32370
	SRIKAKULAM															
66	Amadalavalasa	1971	0	0	1	2	0	2	0	9	2	1	2	1	1	13842
		1981	1	7	0	4	0	3	3	8	2	4	4	0	9	18005
67	Ichchapuram	1971	2	2	2	12	0	1	1	7	2	2	2	1	0	15850
		1981	1	4	0	30	0	2	3	6	2	2	3	1	8	19152
68	Sompeta	1971	3	0	0	142	0	2	0	4	1	2	3	3	0	11638
		1981	4	0	0	170	0	3	3	3	1	2	2	1	9	12792
69	Tekkali	1971	1	2	0	63	0	3	0	6	2	2	2	1	1	12970
		1981	17	0	0	71	0	2	1	9	2	3	3	1	4	17009
70	Narasannapet	1971	2	0	0	12	0	2	0	7	2	2	4	1	1	12453
		1981	1	0	0	25	0	3	3	6	2	2	3	1	10	16065
71	Mandasa	1971	0	1	0	0	0	1	0	4	1	0	0	0	0	6628
		1981	0	1	0	2	0	1	1	5	1	0	2	1	7	7307
72	Palasa	1971	1	1	0	43	0	2	0	1	1	2	2	0	1	8498
		1981	2	0	0	48	0	2	1	3	1	1	2	1	6	11215
73	Parasamba	1971	0	4	1	0	0	1	0	1	1	1	1	0	1	8947
	Alias Kasibugga	1981	0	4	1	0	0	1	1	2	1	2	3	1	4	12522
74	Rajam	1971	1	4	0	27	0	6	0	3	1	1	2	0	1	9802
		1981	2	4	0	55	0	4	4	6	2	2	4	1	12	10768
75	Palakonda	1971	1	0	0	30	0	2	0	8	1	3	2	1	7	17615
		1981	1	0	0	30	0	3	2	9	1	2	3	1	13	20424

1	2	3	4	5	6	7	8	9	10	11	12	13	14	15	16	17
	KARIMNAGAR															
76	Kothepalle	1971	0	0	1	6	0	1	0	2	0	1	0	0	4	6719
	haveli	1961	0	0	1	6	0	1	4	4	1	0	1	0	0	8733
77	Ramagundam	1971	0	1	0	6	0	1	1	1	1	0	0	0	0	8875
		1961	1	1	0	5	0	1	2	2	1	0	1	0	6	12181
78	Peddapalli	1971	1	0	0	8	0	2	1	5	1	1	1	0	0	16811
		1961	1	0	0	30	0	2	1	2	2	1	5	1	24	23990
79	Koratla	1971	0	1	1	0	0	1	1	6	2	2	1	0	0	17701
		1961	U-1-1	5	0	10	0	3	2	7	2	2	4	1	2	30196
80	Metpalli	1971	1	0	0	8	0	1	3	1	1	1	1	2	0	13602
		1961	1	0	0	40	0	2	4	4	2	1	3	1	1	18317
81	Manthani	1971	1	0	0	8	0	2	1	12	1	1	0	1	0	11134
		1961	1	0	0	8	0	3	3	6	1	1	3	1	9	12761
82	Vemulawada	1971	2	2	0	12	0	1	0	4	2	3	0	0	1	9620
		1961	1	0	0	12	0	2	2	5	2	1	3	0	2	13211
	MAHBUBNAGAR															
83	Wanaparthi	1971	2	0	0	24	1	3	0	4	2	2	2	0	2	17402
		1961	2	0	0	40	1	3	4	7	3	1	4	1	8	25706
84	Nagarkurnool	1971	1	1	2	12	1	3	1	2	1	1	3	1	1	8436
		1961	1	1	0	20	0	6	7	8	3	1	3	1	5	14678
85	Badepalle	1971	1	6	0	6	1	1	0	2	3	1	1	1	3	18624
		1961	1	0	0	16	1	3	6	7						
86	Kollpur	1971	1	0	0	22	0	2	1	3	1	1	1	2	1	9084
		1961	1	0	0	18	0	3	3	5	3	1	2	1	1	13484
87	Koslgi	1971	1	0	0	20	0	1	0	3	1	0	1	1	5	9017
		1961	1	6	0	30	0	2	3	5	2	0	1	1	0	11359
88	Farooqnagar	1971	1	0	0	10	0	1	1	9	1	3	2	1	0	10078
		1961	1	5	0	12	0	3	1	5	3	2	3	0	0	16325

1	2	3	4	5	6	7	8	9	10	11	12	13	14	15	16	17
89	Alampur	1971	1	0	0	16	0	1	0	2	1	0	1	1	0	9191
		1981	1	3	0	16	0	4	4	4	2	2	2	1	2	10744
90	Srisailam Project Township Leftflank Colony	1971	1	1	0	0	0	0	1	0	0	2	0	0	0	3128
		1981	1	1	0	0	0	1	1	1	1	1	1	0	0	6776
	NIZAMABAD															
91	Yellareddy	1971	0	0	0	0	0	0	0	0	0	0	0	0	0	0
		1981	1	0	0	20	0	3	4	4	2	1	2	1	8	10471
92	Kamareddy	1971	1	0	0	30	1	2	4	3	2	1	1	1	0	17835
		1981	3	27	0	30	1	6	10	7	3	1	4	1	0	33048
93	Armur	1971	2	2	0	20	1	1	1	6	1	1	1	1	2	16975
		1981	1	12	0	20	1	3	4	7	3	2	3	1	0	23639
94	Sriramsagar (pochampad) Proj Township Right F.Colony	1971	1	0	0	20	0	1	0	1	1	0	N.A.	N.A.	N.A.	10907
		1981	1	1	0	20	0	1	1	2	1	1	2	7	1	7401
95	Banswara	1971	1	0	0	40	0	2	0	4	1	2	1	2	0	10436
		1981	1	0	0	50	0	4	3	7	2	1	3	2	0	14226
	KRISHNA															
96	Kondapalle	1971	0	0	0	0	0	0	0	0	0	0	0	0	0	0
		1981	A-19	1	0	25	0	1	1	8	3	1	1	1	1	12991
97	Tiruvur	1971	1	0	0	30	1	2	1	8	4	2	3	1	1	13854
		1981	9	0	0	110	1	3	4	10	4	2	3	1	3	20028
98	Nandigama	1971	1	0	0	30	1	2	3	6	2	4	3	2	0	15422
		1981	13	0	0	96	1	5	10	11	3	3	3	1	4	23214
99	Jaggayyapet	1971	4	11	0	148	1	2	4	7	3	2	5	2	6	18848
		1981	7	2	0	205	1	4	5	17	3	3	4	1	3	26680
100	Vuyyuru	1971	11	0	0	200	0	1	2	18	2	2	4	0	0	17455
		1981	13	0	0	350	1	3	4	9	5	2	3	2	13	23369

1	2	3	4	5	6	7	8	9	10	11	12	13	14	15	16	17
101	Patamata	1971	0	2	1	0	1	2	1	2	1	2	1	0	0	15664
		1981	0	2	1	0	1	6	7	7	3	2	2	0	0	51492
102	Gunadala	1971	1	0	0	40	1	2	0	4	0	4	0	0	1	11685
		1981	1	0	0	110	1	2	4	7	1	1	1	1	1	29744
103	Kankipadu	1971	0	0	0	0	0	2	1	2	2	2	1	0	0	8260
		1981	5	0	1	20	0	0	1	2	2	1	1	1	1	10007
104	Challapalle	1971	1	4	0	54	0	1	0	6	1	1	1	1	1	9694
		1981	1	1	0	24	0	2	1	9	1	1	4	1	2	11717
105	Gannavaram	1971	2	1	0	200	0	2	0	4	1	1	3	1	0	9021
		1981	1	2	0	10	1	2	3	8	3	2	3	1	4	12478
106	Kaikalur	1971	6	4	0	53	0	2	1	8	1	2	2	1	0	9626
		1981	4	1	0	42	0	2	4	6	1	3	4	1	13	13223
107	Avanigadda	1971	4	0	0	60	0	2	4	3	2	2	5	0	0	15349
		1981	8	0	0	100	1	2	6	11	2	1	4	1	5	19375
	Rangareddi															
108	Ghatakeswar	1971	0	0	0	0	0	0	0	0	0	0	0	0	0	0
		1981	1	A-1	0	30	0	3	2	4	1	2	1	1	0	9773
109	Yapral	1971	0	0	0	0	0	0	0	0	0	0	0	0	0	0
		1981	0	4	0	0	0	1	2	4	0	1	0	0	0	6940
110	Kapra	1971	0	0	0	0	0	0	0	0	0	0	0	0	0	0
		1981	1	0	0	10	0	0	2	4	1	1	0	1	3	15367
111	Fatehnagar	1971	0	2	0	0	0	0	0	1	0	1	1	0	1	7663
		1981	1	0	0	0	0	1	1	5	0	1	0	0	1	21173
112	Alwal	1971	1	0	0	7	0	1	1	4	1	1	0	N.A	0	13420
		1981	1	2	0	10	0	4	2	6	1	1	2	1	4	21233
113	Vicarabad	1971	2	4	0	62	1	3	0	5	1	3	3	0	2	13110
		1981	2	8	0	479	1	7	10	12	2	4	4	1	10	20737

1	2	3	4	5	6	7	8	9	10	11	12	13	14	15	16	17
114	Machabolaram	1971	0	0	0	0	0	0	1	2	1	0	0	0	0	6330
		1981	0	0	0	0	0	1	1	2	1	1	0	0	0	11076
115	Shamshabad	1971	1	0	0	16	0	2	3	3	1	2	1	1	1	7632
		1981	1,U-1	10	0	16	0	3	4	11	1	1	1	1	1	11172
116	Budvel	1971	0	0	0	0	0	0	0	0	0	0	0	0	0	0
		1981	1	4	0	10	0	2	1	3	0	1	1	0	1	8038
117	Kukatpalle	1971	0	2	0	90	0	0	0	2	0	1	0	1	0	4685
		1981	2	0	0	10	0	1	1	2	0	1	0	1	7	10753
118	Moosapet	1971	0	1	0	0	0	0	0	1	0	2	0	0	0	3345
		1981	0	0	0	0	0	0	1	1	0	0	0	0	1	6313
119	Balanagar	1971	0	1	0	0	0	0	0	1	0	0	1	0	0	7950
		1981	0	A-1	1	0	0	1	2	2	2	1	0	0	4	15737
120	Bowenpalle	1971	0	0	0	0	0	0	0	1	0	0	1	0	0	2524
		1981	0	1,H-3	0	0	0	1	3	5	0	-1	1	0	0	2683
	WEST-GODAVARI															
121	Janareddigudem	1971	0	0	0	0	0	0	0	0	0	0	0	0	0	0
		1981	1	5	0	66	1	2	1	11	3	2	2	2	0	17232
122	Akiveedu	1971	7	1	0	85	0	2	2	8	2	2	2	1	0	16880
		1981	9	1	0	100	0	3	4	8	2	1	2	1	1	21317
123	Penugonda	1971	6	2	0	110	0	2	1	11	2	2	2	2	0	16803
		1981	6	1	0	0	1	4	4	13	2	2	2	2	0	20128
	NALGONDA															
124	Yadagirigutta	1971	0	0	0	0	0	0	0	0	0	0	0	0	0	0
		1981	0	A-1	0	0	0	1	1	2	1	1	1	0	0	7217
125	Devarakonda	1971	0	0	0	0	0	0	0	0	0	0	0	0	0	0
		1981	1	0	0	30	0	4	4	13	3	1	4	1	10	16838
126	Chandur	1971	0	0	0	0	0	0	0	0	0	0	0	0	0	0
		1981	0	U-1	0	0	0	1	1	2	1	0	1	1	1	6358

1	2	3	4	5	6	7	8	9	10	11	12	13	14	15	16	17
127	Ramannapet	1971	0	0	0	0	0	0	0	0	0	0	0	0	0	0
		1981	1	2	0	25	0	3	3	4	1	1	2	1	13	8021
128	Kodad	1971	0	4	1	6	1	1	0	5	1	1	2	1	3	9810
		1981	0	0	1	80	1	3	2	3	1	1	4	1	7	20532
129	Miryalguda	1971	4	4	0	37	0	2	0	6	2	2	3	1	0	19263
		1981	5	8	0	175	0	3	5	10	7	2	6	1	13	44129
130	Vijayapuri	1971	5	1	0	130	0	2	0	10	2	6	1	0	0	16151
	North	1981	1	1,H-2	0	130	0	3	2	6	2	6	1	0	13	19734
	VIZIANAGARAM															
131	Kothavalasa	1971	0	0	0	0	0	0	0	0	0	0	0	0	0	0
		1981	4	1	0	1	0	1	1	1	1	1	1	1	2	7863
132	Cheepurupalle	1971	2	0	0	10	0	2	0	7	1	1	3	1	1	11582
		1981	2	4	0	24	0	2	2	8	2	1	1	0	11	13859
133	Nellimarla	1971	0	0	1	8	0	1	0	3	1	1	1	1	0	9050
		1981	0	0	1	8	0	2	1	5	1	2	1	0	2	13509
134	Kanapaka	1971	0	0	0	0	0	0	0	3	0	0	0	1	0	6411
		1981	0	0	0	0	0	0	0	1	0	1	0	0	0	6406
135	Gajularega	1971	0	0	0	0	0	0	0	2	0	0	1	0	0	5985
		1981	0	0	0	0	0	0	0	3	0	1	0	1	1	7958
136	Kondapalem Alias	1971	0	1	0	0	0	1	0	3	0	0	0	0	0	8919
	Sri Ramnagar	1981	1	0	0	2	1	2	1	3	1	1	0	0	4	14705
	ADILABAD												0	0	0	0
137	Laksh ttipet	1971	0	0	0	0	0	0	0	0	0	0	1	1	12	7138
		1981	1	4	0	10	0	2	3	4	2	1				
138	Sri-Ramsagar	1971	0	1	0	0	0	0	0	1	0	0	N.A.	N.A.	N.A.	2439
	(Pochampad)	1981	0	1	0	0	0	0	0	1	0	0	2	1	0	1445
	P.T.S.L.F.C															
139	Asifabad	1971	2	0	0	20	0	1	0	4	0	1	1	1	0	7445
		1981	1	0	0	20	0	1	2	4	0	1	1	2	5	10026

1	2	3	4	5	6	7	8	9	10	11	12	13	14	15	16	17
140	Sripur	1971	1	1	0	20	0	1	1	4	0	1	2	1	0	5619
		1981	1	0	0	20	0	1	1	6	1	1	1	1	3	7046
141	Mancheriyal	1971	1	0	0	20	1	4	1	6	1	1	2	1	0	19808
		1981	2	8	0	40	1	3	5	14	2	1	3	13	43	32478
142	Kagaznagar	1971	1	2	0	100	0	5	0	2	2	1	1	1	0	11567
		1981	2	0	0	79	0	2	2	11	2	0	1	1	12	18120
143	Bhainsa	1971	1	0	0	16	0	1	1	2	1	2	2	1	1	14763
		1981	1	0	0	30	0	3	5	7	2	1	3	1	19	23096
	HYDERABAD															
144	Lalguda	1971	0	4	0	0	0	4	0	3	0	1	0	0	0	5792
		1981	0	0	0	0	0	0	0	0	0	N.A	N.A	0	N.A	8293
145	Gaddiannaram	1971	0	0	0	0	0	0	0	0	0	0	0	0	0	0
		1981	0	1	0	0	0	2	9	18	2	0	0	1	7	9693
146	Osmania	1971	0	1	0	0	2	2	0	1	0	1	0	0	0	6187
	University	1981	1	1,U-1	0	6	3	2	3	3	0	1	N.A	N.A	N.A	13234
	KURNOOL															
147	Allagadda	1971	0	0	0	0	0	0	0	0	0	0	0	0	0	0
		1981	1	18	0	55	0	3	2	8	4	3	3	1	7	18757
148	Nandikotkur	1971	0	5	0	0	0	2	0	10	2	1	2	2	1	16329
		1981	1	25	0	30	0	4	4	12	4	1	4	1	3	22923
149	Dhone	1971	0	2	1	13	0	2	0	7	2	2	2	0	0	16047
		1981	2	1	0	14	2	3	2	8	3	1	1	1	2	22509
150	Atmakur	1971	0	2	0	0	0	1	0	7	2	2	1	0	0	15837
		1981	1	11	0	5	0	5	4	9	3	1	2	1	1	22132
151	Banaganapalle	1971	2	0	0	32	0	2	0	6	1	1	4	1	1	10843
		1981	1	U-1	0	32	0	3	2	7	1	1	3	14	2	14436
152	Bugganipalle	1971	1	0	0	0	0	1	0	6	0	1	1	0	0	7803
		1981	0	0	0	0	0	2	1	1	1	0	0	0	0	10742

1	2	3	4	5	6	7	8	9	10	11	12	13	14	15	16	17
	GUNTUR															
153	Vinukonda	1971	1	3	0	6	0	3	0	8	2	2	3	1	1	16259
		1981	8	3	0	80	1	2	3	12	3	3	4	1	1	24238
154	Tadepalle	1971	3	2	0	10	0	2	0	8	0	2	1	1	0	17627
		1981	3	A-1,1	0	10	0	1	2	6	1	2	1	1	3	24542
155	Bhattiprolu	1971	1	1	0	10	0	1	0	10	2	1	2	0	1	12763
		1981	0	2	0	0	0	3	2	11	2	2	2	1	3	13818
156	Vijayapuri	1971	1	3	0	0	0	1	0	3	0	1	0	0	0	5160
	South	1981	1	0	0	20	0	4	3	3	1	1	1	0	1	6186
157	Phirangipuram	1971	0	7	0	6	0	2	0	5	0	1	0	2	4	9443
		1981	2	0	0	35	0	2	2	5	1	1	1	1	1	16686

Appendix Table-2: Availability of Medical,Educational,Recreational,Banking Facilities and Credit Societies in the Small Towns,1971 and 1981

STATE/ DISTT./TOWN		Census Year	Medical				Educational				Recreational		Banks & Cr Soc			
			Hosp./NH	Disp.	PHC/HC	No.of Beds	College	SS/HSS/ Mt	JS/MD School	Primary School	Cinema	Pbl Lib/ RR	Banks	Ag Cr Soc	Non Ag Cr Soc	Popu-lation
1	2	3	4	5	6	7	8	9	10	11	12	13	14	15	16	17
BIHAR																
	DHANBAD															
1	Loyabad	1971	8	0	1	50	0	1	4	8	0	2	0	0	0	19287
		1981	1	4	1	70	0	1	2	8	0	0	1	1	8	26475
2	Angarpathar	1971	0	1	0	0	0	0	0	3	0	0	0	0	5	5150
		1981	0	1	0	0	0	1	1	3	0	0	0	0	0	5401
3	Chas	1971	0	1	0	6	0	1	2	8	2	0	3	1	0	13152
		1981	3,Hom-2	1,Hom-2	6	50	1	2	4	9	2	3	5	3	3	40381
4	Gomoh	1971	3	0	1	30	0	3	4	9	1	1	1	1	4	15986
		1981	3	5,U,1Hom,1	3	30	1	3	4	10	1	2	1	1	4	21973
5	Bhotdih	1971	0	0	0	0	0	0	0	0	0	0	0	0	0	0
		1981	0	5,Hom-6	2	0	0	1	2	2	0	0	1	0	0	9283
6	Nirsa	1971	0	0	0	0	0	0	0	0	0	0	0	0	0	0
		1981	1	6,Hom-2	1	8	0	2	1	1	1	0	2	1	1	8923
7	Panchet	1971	1	0	0	30	0	1	1	1	0	2	0	1	0	5425
		1981	1	1	0	30	0	1	1	2	1	2	1	0	0	7301
8	Chaitudih	1971	1	0	0	19	0	0	0	2	0	0	0	0	1	1740
		1981	1	0	0	19	0	0	1	2	0	0	0	0	0	2077
9	Dumarkunda	1971	0	2	0	0	0	0	0	4	0	4	0	1	2	6889
		1981	1	2,Hom-1	1	8	0	0	5	6	0	3	0	0	1	10327
10	Kenduadih	1971	1	0	0	0	0	0	1	2	0	0	0	0	0	4220
		1981	0	1	0	0	0	0	1	2	0	0	0	1	4	5470

1	2	3	4	5	6	7	8	9	10	11	12	13	14	15	16	17
11	Cirkunda	1971	0	2	0	0	0	3	1	6	2	3	1	0	1	12945
		1961	1	A-1,Hom-1	0	12	0	3	6	4	2	1	2	1	2	15539
12	Kumardhijbi	1971	1	0	0	50	0	2	3	5	0	4	1	1	2	19098
		1961	3	6,Hom-1	1	62	0	2	6	8	1	1	2	1	3	27828
13	Seraidhela	1971	0	0	0	0	0	0	0	0	0	0	0	0	0	0
		1961	1	1,A-1	0	825	1	1	1	2	0	1	1	1	2	11956
14	Maithon	1971	2	0	0	125	1	1	2	3	0	3	1	1	0	10163
		1961	1	3,Hom-12	0	150	1	1	5	3	1	0	1	0	0	13511
15	Malkera	1971	0	0	0	0	0	0	0	0	0	0	0	0	0	0
		1961	1	0	0	19	0	1	2	2	0	0	0	0	0	5094
16	Chandaur	1971	0	0	0	0	0	0	0	0	0	0	0	0	0	0
		1961	0	0	0	0	0	1	1	1	0	0	0	0	0	6297
17	Katras-cum-Selanpur	1971	2	0	0	12	1	3	3	0	0	3	2	1	2	19444
		1961	2	0	0	19	1	3	8	12	1	0	2	1	2	29587
18	Jamadoba	1971	1	0	0	150	1	1	1	7	0	1	0	0	2	16646
		1961	1	0	1	110	0	1	2	7	1	0	1	0	0	25171
19	Bhagaidih	1971	0	6	1	0	0	0	2	14	0	0	0	0	3	17465
		1961	1	0	1	10	1	1	3	8	0	0	1	0	0	22514
20	Sijua	1971	0	1	1	0	0	1	2	11	0	0	0	1	2	16346
		1961	2	2	0	26	0	1	2	9	0	0	1	1	12	20614
21	Patherdih	1971	2	0	0	10	0	0	1	7	0	1	0	0	4	9906
		1961	1	0	1	0	0	1	5	8	0	1	2	0	2	22720
	SINGHBHUM															
22	Seraikela	1971	1	0	1	36	1	2	2	11	1	1	1	1	0	6280
		1961	1	1	0	40	1	1	2	5	0	1	1	1	0	7885
23	Noamundi	1971	2	1	0	50	0	1	1	3	1	0	1	0	1	11992
		1961	1	0	1	80	0	1	2	6	0	1	2	0	2	14376

1	2	3	4	5	6	7	8	9	10	11	12	13	14	15	16	17
24	Jhinkpant	1971	1	0	0	20	0	1	2	1	1	1	0	0	0	7506
		1981	1	1,Hom,1	0	35	0	1	3	2	0	1	1	0	1	10469
25	Musabani	1971	2	0	0	65	0	1	4	3	0	4	0	0	0	19811
		1981	1	1,A-1	0	155	0	1	5	7	2	1	1	1	1	29413
26	Jadugora	1971	1	0	1	32	0	0	1	2	0	0	0	0	0	6558
		1981	1	1	1	55	0	2	1	4	0	2	1	0	1	11540
27	Gua	1971	1	0	0	60	0	1	1	1	0	0	0	0	0	9347
		1981	1	3	1	60	0	1	1	4	0	1	1	0	1	10618
28	Chakulia	1971	0	1	1	0	0	2	2	4	0	0	1	83	6	6646
		1981	1	0	1	6	0	3	3	6	0	0	1	2	0	8712
29	Ghatsila	1971	2	0	0	48	1	2	4	6	1	5	1	3	2	18351
		1981	3	1,A-1Hom,3	1	82	1	4	6	8	1	0	2	3	2	25175
30	Chhota Go-bindpur	1971	0	0	0	0	0	0	0	0	0	0	0	0	0	0
		1981	0	1	0	0	0	2	3	2	0	1	0	0	0	14985
31	Chiria	1971	0	0	0	0	0	0	0	0	0	0	0	0	0	0
		1981	1	0	0	12	0	1	1	1	0	0	1	0	3	5756
32	Gadhra	1971	0	0	0	0	0	0	0	0	0	0	0	0	0	0
		1981	0	Hom-4	0	0	0	1	2	5	0	1	0	0	0	10474
33	Meghahat-uburu	1971	0	0	0	0	0	0	0	0	0	0	0	0	0	0
		1981	0	2	0	0	0	2	1	1	0	0	0	0	1	3319
34	Kharsawan	1971	1	0	0	4	0	1	2	4	0	1	0	0	1	4765
		1981	1	A-1	0	4	0	1	2	4	0	0	1	1	1	5106
35	Kiriburu	1971	1	0	0	29	0	1	1	0	0	0	0	0	0	4675
		1981	1	1	0	25	0	2	1	2	0	0	1	0	1	9036
36	Sini	1971	0	1	0	0	0	1	2	0	0	1	0	1	1	4903
		1981	0	1	0	0	0	1	1	2	0	2	1	1	0	5976

1	2	3	4	5	6	7	8	9	10	11	12	13	14	15	16	17
	SANTHALPARGANA															
37	Godda	1971	1	0	0	34	1	1	3	5	1	2	1	2	0	9733
		1981	1	0	0	34	1	2	4	5	1	2	3	2	0	14917
38	Basukinath	1971	0	0	0	0	0	0	0	0	0	0	0	0	0	0
		1981	1	1	1	4	0	0	3	6	0	2	1	1	1	9368
39	Boriobazar	1971	0	0	0	0	0	0	0	0	0	0	0	0	0	0
		1981	1	1,A-1,Hom,1	1	6	0	1	2	4	0	0	1	1	1	5077
40	Jamtara	1971	1	0	0	30	1	2	2	2	1	1	1	2	0	8726
		1981	1	0	0	30	1	2	2	10	1	0	2	0	0	13868
41	Pakaur	1971	2	0	0	40	1	3	7	4	1	2	2	1	0	13674
		1981	1	0	0	36	1	4	8	4	1	1	3	2	0	20431
42	Jasidih	1971	0	1	0	6	0	1	3	2	0	0	0	2	2	4704
		1981	1	A-1,Hom,2	0	8	0	1	4	1	0	0	1	0	0	6216
43	Mihijam	1971	0	0	0	0	0	1	3	7	0	0	0	0	0	8643
		1981	Hom,1	1,Hom,4	0	10	0	2	6	1	0	0	1	0	0	14567
44	Rajmahal	1971	1	0	0	8	0	1	2	5	1	4	1	2	0	8189
		1981	1	0	0	12	0	1	2	5	1	0	3	2	0	12426
	PALAMU															
45	Hussainabad	1971	1	0	0	6	0	1	4	6	0	1	0	1	1	10563
		1981	1	0	0	7	0	1	3	2	0	0	2	1	8	14441
46	Garhwa	1971	1	0	0	46	0	3	4	8	1	1	2	3	6	15228
		1981	2	12,A-3,Hom,5	0	58	1	4	6	4	1	1	4	1	5	21514
47	Daltonkalan	1971	0	0	0	0	0	0	0	0	0	0	0	0	0	0
		1981	1	0	0	6	0	1	1	1	0	0	0	1	5	4758
48	Netarhat	1971	1	0	0	8	0	1	1	1	0	0	0	1	0	2527
		1981	1	1	0	6	0	2	0	1	0	0	1	1	0	2908

1	2	3	4	5	6	7	8	9	10	11	12	13	14	15	16	17
49	Latehar	1971	1	0	0	25	0	2	4	1	0	2	0	2	0	9872
		1961	1	3,A-1,Hom-3	0	25	0	2	11	3	0	2	2	1	7	12535
	RANCHI															
50	Muri	1971	0	2	0	0	0	1	2	2	1	2	0	0	2	6712
		1961	1	1	0	2	0	1	3	3	1	2	2	1	1	9312
51	Simdega	1971	1	0	0	47	1	4	3	8	0	6	2	5	5	14699
		1961	1,A-1	1,A-1	2	44	1	4	4	8	1	2	4	1	4	18444
52	Bundu	1971	1	0	3	12	0	3	13	12	1	2	1	1	3	11153
		1961	1	1	0	12	1	2	4	10	1	0	3	1	15	13676
53	Kanke	1971	2	0	0	2220	0	2	2	12	0	0	0	0	0	10994
		1961	2	1	0	2220	1	2	2	2	0	0	1	1	1	13145
54	Khunti	1971	1	0	1	14	1	2	4	4	0	1	2	1	0	11743
		1961	1	0	0	14	1	3	6	6	1	1	3	1	9	16787
55	Lohardaga	1971	2	0	0	64	1	6	7	12	0	2	1	2	6	17087
		1961	1,A-1Hom,2	3,A-1,Hom,2,m,2	0	30	1	6	8	12	1	2	4	1	6	23342
56	Gumla	1971	1	0	0	20	1	5	4	5	0	2	2	1	7	15131
		1961	1	1,U-1,Hom,2,m,2	0	20	1	5	4	5	2	2	5	1	5	21798
57	Khalari	1971	2	0	0	45	0	1	2	2	0	0	0	1	3	8104
		1961	2	2	0	30	0	3	2	4	0	0	1	1	3	13269
	BHAGALPUR															
58	Colgong	1971	1	0	0	0	1	2	2	8	1	1	1	1	0	10543
		1961	2	2,Hom-5	0	10	1	3	3	8	2	1	2	2	6	14030
59	Naugachhia	1971	1	0	2	6	1	0	1	2	1	5	1	1	0	9544
		1961	3	5,A-1,Hom,6	1	48	1	3	4	8	2	2	3	2	0	23235
60	Sultanganj	1971	1	0	2	12	1	3	2	15	1	2	1	0	0	14654
		1961	Hom,2,2	0	0	6	1	3	3	14	1	3	2	0	1	22576

1	2	3	4	5	6	7	8	9	10	11	12	13	14	15	16	17
61	Banka	1971	1	0	0	40	1	2	1	8	1	6	2	3	3	14925
		1981	1	0	1	125	1	4	3	12	1	1	3	0	0	22306
	PASHCHIM CHAMPARAN															
62	Chanpatia	1971	1	0	0	0	0	2	2	9	1	5	1	1	10	12189
		1981	1	4,U-1,Hom,6	0	6	0	2	2	9	1	2	2	1	0	16083
63	Narkatiaganj	1971	0	1	1	0	0	2	2	5	1	3	1	1	0	16041
		1981	2	1	0	6	1	3	3	5	2	1	3	0	0	23701
	PURBA CHAMPARAN															
64	Lauthaha	1971	2	0	0	12	0	0	2	2	0	1	1	0	3	3320
		1981	2	0	0	56	0	1	3	0	0	0	1	0	1	5301
65	Chakia	1971	1	0	0	0	1	1	1	3	2	0	1	1	2	2970
		1981	1	1	0	6	1	2	2	4	0	1	2	1	2	9606
66	Sugauli	1971	1	0	1	6	0	1	2	8	0	1	0	0	4	12154
		1981	1	4,A-2,Hom,4	0	16	0	1	2	12	0	1	1	2	5	19844
67	Raxaulbazar	1971	1	0	3	146	0	1	3	8	1	3	2	1	1	12084
		1981	3	11,A-2 Hom-8	0	416	1	2	4	10	2	1	4	1	0	20409
	MUNGER															
68	Gogrijamal	1971	1	0	0	6	1	1	3	6	1	5	1	0	1	16247
	pur	1981	1	A-1	0	6	1	2	3	8	1	2	1	0	0	18896
69	Khagaria	1971	1	0	0	42	1	3	4	20	2	1	2	1	1	17150
		1981	1	1,A-1,Hom-1	3	60	2	3	8	17	2	5	5	0	0	25252
70	Kharagpur	1971	0	1	1	0	1	3	2	8	1	5	1	2	2	12369
		1981	1	1,A-1	1	6	1	3	3	11	1	5	3	2	2	24842
71	Jhajha	1971	2	0	0	7	1	4	3	13	2	1	1	2	1	18215
		1981	3	5,A-1Hom,6	0	19	2	4	4	13	1	0	3	0	0	25322
72	Barbigha	1971	1	0	1	6	1	1	4	8	1	2	0	1	2	15507
		1981	2	0	1	12	1	3	5	8	1	1	2	3	8	23439

1	2	3	4	5	6	7	8	9	10	11	12	13	14	15	16	17
73	Berlerpur	1971	1	0	0	0	0	1	1	4	0	2	0	0	4	5159
		1981	1	1	0	4	1	3	1	5	0	0	1	1	1	8251
	GIRIDIH															
74	Berkiseraiya	1971	3	0	0	16	0	1	3	6	0	0	1	2	5	11049
		1981	1	1	0	8	0	2	3	9	0	0	3	1	3	13775
75	Bermo	1971	1	0	0	10	0	1	3	7	1	1	1	0	0	17325
		1981	2	1,A-1	0	57	0	1	4	5	1	1	2	0	1	18901
76	Tenudam-cum-	1971	1	0	0	8	0	0	1	4	0	1	0	0	1	9037
	-Kathhara	1981	2	0	1	38	0	2	2	6	0	0	1	1	2	13159
77	Kargali	1971	1	0	0	20	0	0	1	3	0	2	0	0	0	9538
		1981	0	1	0	0	0	0	2	4	0	0	0	0	0	13313
78	Tenu	1971	0	0	0	0	0	0	0	0	0	0	0	0	0	0
		1981	0	0	0	0	1	2	1	1	0	1	1	0	0	2441
79	Bokaro	1971	1	0	0	34	0	1	2	5	0	1	1	0	2	9374
		1981	2	1	1	56	0	3	3	2	0	0	1	1	0	15785
80	Chandrapura	1971	12	0	0	66	1	1	1	2	0	1	1	0	1	8544
		1981	1	A-1,U-1	0	53	0	1	2	2	0	1	1	0	1	15580
81	Emlo	1971	0	0	0	0	0	0	0	0	0	0	0	0	0	0
		1981	0	0	1	1	0	0	0	3	0	0	0	1	0	7470
	HAZARIBAGH															
82	Sirka	1971	2	1	0	15	0	0	2	1	0	2	0	2	1	7936
		1981	2	0	0	15	0	0	2	2	0	3	1	2	2	12895
83	Patratu	1971	1	0	0	30	0	1	1	2	0	1	1	1	2	14502
		1981	2	0	1	53	0	2	3	5	1	0	3	1	3	29210
84	Gidi	1971	0	0	0	0	0	0	0	0	0	0	0	0	0	0
		1981	1	0	0	15	0	0	2	1	0	0	1	0	3	12958
85	Chatra	1971	1	0	0	30	1	2	2	13	0	2	2	0	1	16737
		1981	1	0	0	21	1	2	8	8	0	1	3	1	1	22738

1	2	3	4	5	6	7	8	9	10	11	12	13	14	15	16	17
86	Barkakana	1971	1	0	1	25	0	1	1	2	0	1	0	1	2	6935
		1981	2	Hom-2	1	15	0	2	2	1	0	0	1	1	2	11116
87	Barughutu	1971	1	0	0	35	0	1	1	2	1	0	0	0	0	7595
		1981	1	0	0	35	1	1	2	5	1	2	0	1	1	12289
	KATIHAR															
88	Manihari	1971	0	0	0	0	0	0	0	0	0	0	0	0	0	0
		1981	1	2,A-2Hom-3	0	4	1	2	2	6	0	2	1	0	0	12592
	SITAMRHI															
89	Belsand	1971	0	0	0	0	0	0	0	0	0	0	0	0	0	0
		1981	0	1	1	0	1	1	1	4	1	0	2	1	0	10804
90	Tanakpur	1971	1	0	0	6	0	1	3	5	1	2	1	2	3	11052
	road (puri)	1981	1	A-1,1Hom,10	0	6	0	2	3	4	1	4	3	2	2	6943
91	Dumra	1971	1	0	1	0	1	2	2	3	0	1	3	1	0	4941
		1981	1	2	0	4	1	2	3	3	0	1	1	1	0	8582
92	Belrgania	1971	1	0	0	6	1	1	3	4	1	2	1	2	0	11767
		1981	1	0	0	6	0	3	5	25	2	0	1	1	0	22562
	VAISHALI															
93	Langanj	1971	1	0	0	6	0	2	7	7	1	2	2	1	0	15798
		1981	1	6,Hom-5	9	6	2	2	9	4	1	1	4	36	12	19535
94	Mahnarbazar	1971	1	0	0	6	1	2	2	11	1	4	1	1	0	19953
		1981	1	1,A-1,Hom-1	0	6	0	2	2	10	1	1	2	1	5	25668
	AURANGABAD															
95	Jamhaur	1971	0	0	0	0	0	0	0	0	0	0	0	0	0	0
		1981	1	0	0	5	0	2	1	2	0	0	1	1	0	5996
96	Aurangabad	1971	1	0	2	50	1	3	6	8	1	3	2	1	1	18714
		1981	1	A-2,U-2 Hom-10	0	87	4	4	4	26	1	2	4	1	0	33192
97	Daudnagar	1971	6	0	0	20	0	5	6	9	0	1	0	14	5	16866
		1981	6	4,Hom-5	0	20	1	5	7	4	2	3	3	2	1	24596

1	2	3	4	5	6	7	8	9	10	11	12	13	14	15	16	17
98	Rafiganj	1971	1	0	0	6	0	1	2	5	0	0	0	0	0	8818
		1981	1	1	0	6	1	3	1	6	1	0	1	1	0	14630
99	Nabinagar	1971	1	0	1	12	0	2	1	2	0	2	0	0	2	5804
		1981	1	2,Hom,3	0	9	1	2	2	3	0	0	1	0	0	7473
	GAYA															
100	Sherghati	1971	0	1	3	0	0	1	2	8	0	4	0	22	2	15047
		1981	1	0	1	6	1	2	8	7	1	1	3	22	2	20289
101	Bodhgaya	1971	0	0	1	0	1	1	1	5	0	1	0	23	21	6968
		1981	1	0	0	0	1	1	1	6	0	1	2	3	21	15724
102	Tikari	1971	2	0	0	8	1	3	4	11	0	1	0	0	0	8700
		1981	2	5,A-2Hom-5	0	12	1	4	4	11	0	1	1	1	0	12281
	NAWADA															
103	Warisaliganj	1971	0	1	3	0	1	2	2	9	1	0	1	4	2	15004
		1981	1	8,A-3,Hom-16	1	6	1	2	3	9	0	0	3	2	2	18882
104	Hisua	1971	1	0	1	6	0	1	2	6	0	0	1	1	6	11256
		1981	1	4A-4,Hom-6	0	6	1	1	2	8	0	3	2	1	0	15420
	BHOJPUR															
105	Koilwar	1971	0	0	0	0	0	0	0	0	0	0	0	0	0	0
		1981	2	1,Hom-3	0	214	0	1	2	3	0	0	1	0	0	7936
106	Shahpur	1971	0	0	0	0	0	0	0	0	0	0	0	0	0	0
		1981	1	0	0	35	0	1	1	2	0	1	1	1	0	9307
107	Piro	1971	0	0	0	0	0	0	0	0	0	0	0	0	0	0
		1981	1	1	1	6	1	1	2	9	0	1	2	2	6	14068
108	Behea	1971	0	1	1	0	0	1	2	5	0	1	1	1	6	8253
		1981	0	1	1	0	0	2	2	5	0	0	2	1	6	11602
109	Jagdishpur	1971	4	1	1	32	0	2	3	7	0	1	0	2	0	14739
		1981	1	0	1	18	0	2	5	10	0	0	2	0	0	17621

1	2	3	4	5	6	7	8	9	10	11	12	13	14	15	16	17
	ROHTAS															
110	Bikramganj	1971	1	0	0	12	1	1	5	2	1	0	2	2	0	14656
		1981	1	1	0	30	1	4	5	5	2	0	3	2	0	20570
111	Kosth	1971	1	0	0	0	0	1	0	8	0	4	0	1	1	10512
		1981	1	1	0	0	0	1	1	7	0	1	1	1	2	12397
112	Nasriganj	1971	0	1	0	12	0	1	1	6	0	2	0	1	7	11070
		1981	0	1	0	0	0	1	1	6	2	2	2	1	8	13366
113	Bhabua	1971	0	0	1	48	1	2	4	8	1	3	1	1	12	13420
		1981	1	8,A-2 U-1	0	61	1	3	4	8	1	3	3	3	14	19866
	SAMASTIPUR															
114	Mohuddin-	1971	0	0	0	0	0	0	0	0	0	0	0	0	0	0
	nagar	1981	1	0	1	6	1	1	2	5	1	0	1	1	0	8805
115	Dalsingh	1971	1	0	0	6	1	3	3	4	1	0	1	0	0	10747
	sarai	1981	1	5,A-2Hom,4	1	10	2	4	3	5	1	0	3	1	0	13413
116	Rosera	1971	0	1	1	17	1	5	4	16	1	2	2	2	100	14788
		1981	1	0	0	30	0	5	6	15	1	2	2	2	6	18599
	MADHUBANI															
117	Jainagar	1971	0	1	0	0	0	1	1	4	1	2	5	1	1	9917
		1981	1	1	1	12	1	2	1	12	2	2	4	1	1	11955
118	Jhanjharpur	1971	0	0	0	0	0	0	0	0	0	0	0	0	0	0
		1981	1	A-2,Hom,2	0	0	1	3	2	8	0	1	3	1	16	15303
	SAHARSA															
119	Madhepura	1971	1	0	0	40	1	4	5	10	1	4	3	1	0	15407
		1981	1	2,A-1U-1,Hom-4	0	48	1	5	2	12	1	1	5	1	0	21742
120	Murliganj	1971	1	0	0	4	1	2	4	3	1	3	1	30	10	12686
		1981	1	4,A-2Hom,4	0	6	1	3	4	3	2	3	2	1	4	16804
121	Birpur	1971	2	0	0	21	0	1	3	3	1	3	0	20	9	10103
		1981	1	3,Hom,2	0	28	1	3	2	3	1	0	2	1	2	12953

1	2	3	4	5	6	7	8	9	10	11	12	13	14	15	16	17
122	Narmali	1971	0	1	0	0	1	1	1	1	1	0	0	1	5	6921
		1981	0	1,A-1	1	0	1	1	2	2	1	0	2	1	0	10108
123	Biharjang	1971	0	0	1	0	0	1	2	11	1	1	1	3	2	15581
		1981	1	0	0	6	0	2	2	14	1	1	1	2	7	19049
	SARAN															
124	Revelganj	1971	1	0	1	1	0	2	5	20	0	3	1	3	7	15300
		1981	1	0	0	2	0	2	8	23	0	3	1	4	7	20454
125	Dighwara	1971	0	0	0	0	0	0	0	0	0	0	0	0	0	0
		1981	0	1	0	0	1	1	2	14	1	5	2	1	0	17072
	SIWAN															
126	Maharajganj	1971	0	1	1	0	1	2	3	9	2	1	2	3	1	11894
		1981	0	1	0	0	1	4	4	10	0	1	3	2	18	15196
127	Mairwa	1971	1	0	0	0	1	1	2	9	1	1	1	2	8	6786
		1981	1	1	1	6	1	3	3	10	2	1	3	1	14	11946
	GOPALGANJ															
128	Mirganj	1971	0	0	1	0	0	1	4	6	0	0	1	5	8	12056
		1981	Hom,1	Hom,1	1	0	0	2	4	6	2	1	1	2	4	17337
129	Gopalganj	1971	1	0	1	54	1	3	3	14	2	1	3	1	0	17253
		1981	1	10,A-6,U-2 Hom-10	2	79	2	5	4	17	3	2	4	1	0	27267
	BEGUSARAI															
130	Teghra	1971	1	0	0	5	0	2	3	7	0	2	2	1	1	19837
		1981	1	6,H-1U-1,Hom-2	0	5	0	2	4	10	0	2	2	1	1	29380
131	Barauni(I.O.C)	1971	1	0	0	18	0	0	1	1	1	2	0	0	0	8348
	Township	1981	1	0	0	30	0	2	2	4	1	2	5	0	0	11672
	PATNA															
132	Dinapur	1971	1	0	0	40	0	3	1	2	1	0	2	1	0	17299
	Cantonment	1981	1	2,Hom-1	1	40	0	3	8	5	1	1	2	0	0	23544
133	Fatwah	1971	1	0	0	0	0	2	2	5	1	2	1	1	0	15309
		1981	Hom-1	Hom-1,U-1	1	0	1	2	4	13	0	4	3	2	1	21252

1	2	3	4	5	6	7	8	9	10	11	12	13	14	15	16	17
134	Maner	1971	0	0	0	0	0	0	0	0	0	0	0	0	0	0
		1981	1	1	0	9	0	2	3	14	0	1	1	3	2	19386
135	Phulwarisharif	1971	0	1	0	0	0	1	1	5	0	2	0	3	1	15917
		1981	2	1	0	18	0	2	2	7	0	2	1	3	1	22712
136	Bakhtiarpur	1971	1	0	0	6	1	1	2	4	1	1	1	1	12	5764
		1981	1	1	1	6	1	1	1	4	1	1	2	1	1	11358
137	Khusrupur	1971	0	0	0	0	0	0	0	0	0	0	0	0	0	0
		1981	1	1,Hom,1	0	4	0	1	2	4	0	2	1	0	0	8461
138	Masaurhi	1971	1	0	0	6	0	1	2	9	0	3	1	3	0	16055
		1981	1	0	0	8	1	1	3	10	0	3	3	2	0	24252
	PURNIA															
139	Banmankhi Bazar	1971	1	0	0	4	1	2	1	4	0	1	2	40	0	9272
		1981	1	1A-1Hom,6	0	60	1	4	4	5	1	1	2	3	5	17491
	PURNIA															
140	Thakurganj	1971	0	0	0	0	0	0	0	0	0	0	0	0	0	0
		1981	1	6,A-1,U-2Hom-9	0	6	0	2	2	5	2	0	2	0	0	10760
141	Bahadurganj	1971	0	0	0	0	0	0	0	0	0	0	0	0	0	0
		1981	1	1	1	8	1	1	2	12	1	0	2	0	0	16786
142	Jogabani	1971	1	0	0	6	0	1	1	3	1	2	2	1	0	8824
		1981	1	0	1	6	0	1	1	5	2	1	2	0	0	18461
143	Kasba	1971	0	1	1	0	0	1	2	7	0	3	2	4	10	14827
		1981	1	7,A-2,HOm,2	0	6	1	2	4	6	0	2	2	1	3	18731
	NALANDA															
144	Hilsa	1971	1	1	0	0	1	1	2	3	1	1	0	1	0	8361
		1981	1	0	1	30	1	2	4	9	1	1	3	2	0	21469
145	Rajgir	1971	1	0	0	10	0	1	5	4	0	3	2	1	0	13098
		1981	1	0	1	100	1	3	7	7	0	0	3	3	1	18034

1	2	3	4	5	6	7	8	9	10	11	12	13	14	15	16	17
146	Islampur	1971	0	0	0	0	0	0	0	0	0	0	0	0	0	0
		1981	1	0	0	30	0	2	2	9	1	3	1	1	4	19476
147	Silao	1971	0	0	0	0	0	0	0	0	0	0	0	0	0	0
		1981	0	1,Hom,3	0	0	0	1	2	8	0	2	1	1	4	12891

Appendix Table-3: Availability of Medical,Educational,Recreational,Banking Fecilities and Credit Societies in the Small Towns,1971 and 1981

STATE/ DISTT./TOWN	Census Year	Medical				Educational				Recreational		Banks & Cr Soc			
		Hosp./NH	Disp.	PHC/HC	No.of Beds	College	SS/HSS/ Mt	JS/MD School	Primary School	Cinema	Pbl Lib/ RR	Banks	Ag Cr Soc	Non Ag Cr Soc	Popu-lation
1	2 3	4	5	6	7	8	9	10	11	12	13	14	15	16	17
GUJARAT															
AMRELI															
1 Rajula	1971	0	0	1	57	0	2	0	5	1	1	3	1	1	15132
	1981	1	1	0	57	0	4	0	5	1	1	5	1	0	20464
2 Kodinar	1971	0	0	1	8	0	2	0	3	1	1	4	2	5	16286
	1981	1	0	1	8	0	4	0	3	1	1	4	0	0	21731
3 Bagasara	1971	0	0	1	8	0	1	0	6	1	2	3	1	2	18999
	1981	0	0	1	10	0	5	0	6	1	2	3	1	4	23015
4 Damnagar	1971	0	0	1	6	0	1	0	4	1	1	3	1	0	8609
	1981	0	1	1	18	0	3	0	4	1	2	3	1	1	10677
5 Chalala	1971	1	1	1	0	0	1	0	3	0	2	3	1	2	9517
	1981	0	1	1	4	0	4	0	3	0	2	3	1	1	12230
6 Babra	1971	0	0	1	6	0	1	0	3	0	0	3	1	0	9752
	1981	0	1	1	6	0	4	0	4	0	0	2	1	0	12199
7 Vadia	1971	0	1	0	8	0	1	0	4	1	1	4	1	1	7831
	1981	1	7	0	12	0	2	0	4	1	2	2	1	0	9695
8 Dungar	1971	1	3	0	4	0	1	0	2	0	1	2	1	0	5472
	1981	1	3	0	16	0	2	0	3	0	1	2	1	0	6556
9 Jafrabad	1971	0	2	0	15	0	1	0	2	0	1	3	0	2	8926
	1981	4	5	0	16	0	2	0	3	1	1	2	1	4	13544
10 Lathi	1971	1	0	0	24	0	1	0	3	1	2	4	1	2	11315
	1981	1	1	0	45	0	4	0	4	11	2	4	1	4	14450

1	2	3	4	5	6	7	8	9	10	11	12	13	14	15	16	17
11	Dhari	1971	1	0	1	6	0	1	0	8	1	1	4	1	0	13113
		1981	1	1	1	6	0	3	0	8	1	1	3	1	0	17540
	AHMADABAD															
12	Vatvaina	1971	0	0	0	0	0	0	0	0	0	0	0	0	0	0
		1981	0	0	0	0	0	0	0	0	0	0	4	0	0	370
13	Vastrapur	1971	0	0	0	0	0	0	0	0	0	0	0	0	0	0
		1981	0	1	0	0	0	2	0	1	0	0	1	0	0	4924
14	Odhavina	1971	0	0	0	0	0	0	0	0	0	0	0	0	0	0
		1981	0	0	0	0	0	0	0	0	0	0	0	0	0	3272
15	Insanpur	1971	0	0	0	0	0	0	0	0	0	0	0	0	0	0
		1981	0	5	0	0	0	0	0	1	0	0	2	0	0	12326
16	Ghodasar	1971	0	0	0	0	0	0	0	0	0	0	0	0	0	0
		1981	0	0	0	0	0	0	0	2	0	0	0	1	0	12315
17	Ghatlodiya	1971	0	0	0	0	0	0	0	0	0	0	0	0	0	0
		1981	0	1	0	0	0	10	0	11	0	0	3	0	0	15963
					0											
18	Naroda	1971	0	0	0	0	0	0	0	0	0	0	0	0	0	0
		1981	0	0	0	0	0	0	0	0	0	0	0	0	0	3616
19	Memnagar	1971	0	0	0	0	0	0	0	0	0	0	0	0	0	0
		1981	0	1	0	0	0	6	0	4	1	0	1	1	0	6269
20	Hansol	1971	0	0	0	0	0	0	0	1	0	0	0	1	0	4107
		1981	0	4	0	0	0	0	0	1	1	0	1	1	0	6165
21	Barwala	1971	0	6	0	0	0	2	0	3	0	3	2	1	2	9513
		1981	0	3	0	0	0	4	0	4	1	1	3	1	1	12055
22	Mandal	1971	0	4	1	4	0	1	0	3	0	1	2	1	0	9282
		1981	0	0	1	10	0	2	0	6	0	2	2	1	1	10340
23	Nandej	1971	0	2	0	0	0	1	0	1	1	1	1	1	0	5589
		1981	1	2	0	0	0	2	0	1	0	1	0	1	0	7213

1	2	3	4	5	6	7	8	9	10	11	12	13	14	15	16	17
24	Rampur	1971	1	3	0	12	0	1	0	2	0	0	2	1	2	9277
		1981	1	3	0	18	0	2	0	4	0	1	2	1	4	10379
25	Sarkhej	1971	0	0	1	3	0	1	0	3	0	1	2	1	0	8536
		1981	1	1	1	11	0	2	0	4	1	1	3	0	0	9503
26	Ahmadabad	1971	0	1	0	0	0	1	0	1	0	0	0	0	7	10816
	Contonment	1981	0	1	0	0	0	2	0	1	2	0	0	0	7	10755
27	Nikol	1971	1	0	0	0	0	0	0	1	0	0	0	1	0	6785
		1981	1	0	0	0	0	2	0	2	0	1	0	0	0	20543
28	Odhav	1971	0	0	0	0	0	1	0	3	0	0	2	1	0	11174
		1981	0	1	0	0	0	2	0	3	2	0	6	1	0	30488
29	Ranip	1971	0	1	0	0	0	1	0	2	0	1	1	1	1	10482
		1981	0	1	0	0	0	6	0	5	0	1	1	0	0	35436
30	sanand	1971	3	6	0	30	0	3	0	8	1	1	4	1	6	18985
		1981	3	10	0	77	0	10	0	8	1	1	4	1	6	22465
31	Bavla	1971	0	0	1	6	0	1	0	4	1	1	3	1	2	16695
		1981	1	0	1	26	0	2	0	4	1	1	3	2	2	21538
32	Dehgam	1971	0	0	1	15	1	4	0	5	2	2	5	1	4	17768
		1981	1	0	1	21	1	8	0	8	2	2	5	2	6	24868
33	Dhandhura	1971	1	6	0	23	1	1	0	6	1	3	6	1	6	18445
		1981	1	0	0	20	1	10	0	7	1	1	7	1	4	22105
	BHAVNAGAR															
34	Talaja	1971	1	1	1	12	0	2	0	6	0	1	3	1	6	10025
		1981	1	1	1	38	0	4	0	6	1	1	4	1	10	14739
35	Dhola	1971	0	0	0	0	0	0	0	0	0	0	0	0	0	0
		1981	0	1	1	0	0	2	0	1	1	2	2	0	1	6747
36	Songadh(b)	1971	0	0	0	0	0	0	0	0	0	0	0	0	0	0
		1981	0	0	1	4	0	2	0	3	0	1	2	2	0	5370

1	2	3	4	5	6	7	8	9	10	11	12	13	14	15	16	17
37	Gariaadhar	1971	2	4	1	10	0	1	0	4	0	3	3	1	3	10644
		1981	2	4	1	10	0	2	0	4	1	4	3	1	2	15227
38	Gadhada	1971	1	7	1	11	0	2	0	5	0	1	3	1	1	11962
		1981	1	7	1	11	0	4	0	5	1	1	3	1	1	16050
39	Vartej	1971	0	0	1	8	0	1	0	2	0	1	1	1	0	6522
		1981	1	0	1	25	0	2	0	4	0	1	1	1	1	8203
40	Vallabhipur	1971	0	1	1	30	0	1	0	3	0	2	3	1	1	8234
		1981	1	0	1	50	0	3	0	3	0	2	2	2	1	10978
41	Umrala	1971	0	0	1	0	0	1	0	2	0	1	2	1	1	5058
		1981	0	0	1	12	0	2	0	2	1	1	2	1	2	6818
42	Paliyad	1971	0	1	1	0	0	1	0	2	0	0	2	1	0	5751
		1981	0	1	1	10	0	2	0	2	0	0	2	1	2	7022
43	Ghogha	1971	0	1	0	0	0	1	0	4	0	0	2	1	1	6527
		1981	0	1	0	0	0	2	0	4	0	0	1	1	2	8804
44	Shior	1971	0	0	1	20	0	2	0	12	1	1	5	1	5	18580
		1981	3	0	0	52	0	4	0	18	1	1	5	1	0	24748
	BANASKANTHA															
45	Radhanpur	1971	2	1	1	25	0	1	0	6	2	1	5	1	7	18360
		1981	2	8	1	69	0	4	0	7	2	1	6	1	7	21134
46	Tharad	1971	1	0	1	17	0	1	0	2	1	1	3	1	2	8361
		1981	2	0	1	47	0	2	0	4	1	1	2	1	1	13354
47	Kanodar	1971	0	0	1	15	0	1	0	2	0	1	2	1	0	5275
		1981	1	0	1	24	0	2	0	2	0	1	1	2	0	6688
	BHARUCH															
48	Amod	1971	0	1	1	6	0	1	0	4	1	1	5	1	2	10525
		1981	0	1	1	15	0	2	0	4	1	1	3	1	2	12055
49	Ankleswar	1971	0	0	0	0	0	0	0	0	0	0	0	0	0	0
		1981	0	0	0	0	0	0	0	0	0	0	0	0	0	2740

1	2	3	4	5	6	7	8	9	10	11	12	13	14	15	16	17
50	Palej	1971	1	1	0	3	0	1	0	2	0	1	2	1	0	6362
		1981	0	0	0	0	0	2	0	3	1	1	2	1	0	8060
51	Hansot	1971	0	1	1	10	0	3	0	4	0	1	4	0	2	7636
		1981	0	1	1	8	0	6	0	4	0	2	3	1	2	7575
52	Patan	1971	0	0	0	0	0	0	0	0	0	0	0	0	0	16749
		1981	3	4	3	84	1	8	0	19	4	4	15	50	5	20259
53	Manavadar	1971	1	0	1	16	0	1	0	5	1	1	4	1	3	14490
		1981	3	0	1	31	0	2	0	5	1	2	5	1	0	20509
54	Keshod	1971	1	0	0	6	0	3	0	2	2	1	4	2	18	19613
		1981	1	15	1	200	1	8	0	2	3	2	5	3	2	32036
55	Visavadar	1971	0	1	1	6	0	2	0	2	1	1	4	1	1	11024
		1981	0	1	1	15	0	3	0	2	1	1	4	1	0	13870
56	Vanthali	1971	1	0	1	6	0	2	0	4	1	1	3	1	3	14846
		1981	2	1	1	8	0	3	0	5	1	1	3	3	3	17012
57	Ranavav	1971	0	1	0	7	0	2	0	3	1	1	4	1	1	12764
		1981	0	1	1	13	0	4	0	3	1	2	3	1	1	16290
58	Kutiyana	1971	0	0	1	10	0	1	0	5	1	1	3	1	2	14131
		1981	0	0	1	20	0	2	0	5	1	2	3	2	6	17924
59	Malia	1971	0	1	1	6	0	2	0	2	1	1	3	2	3	8204
		1981	0	1	1	6	0	4	0	3	1	1	2	1	0	10003
60	Delwada	1971	0	0	1	6	0	1	0	2	0	1	0	1	0	6672
		1981	0	3	1	6	0	2	0	2	0	2	1	1	0	8706
61	Chhaya	1971	0	0	0	0	0	2	0	3	0	0	1	0	0	9846
		1981	0	0	0	0	0	6	0	5	0	0	1	0	0	18125
62	Bilkha	1971	1	0	0	4	0	1	0	2	1	1	2	1	1	8642
		1981	1	1	0	10	0	3	0	3	1	2	2	1	0	10353

1	2	3	4	5	6	7	8	9	10	11	12	13	14	15	16	17
63	Adityana	1971	0	0	0	0	0	0	0	2	0	1	0	1	0	8401
		1981	0	0	0	0	0	2	0	2	0	1	1	1	0	12199
64	Bantwa	1971	1	0	0	4	0	2	0	5	1	1	3	1	1	15011
		1981	1	0	1	5	0	10	0	7	1	1	3	1	3	16777
65	Dungarpur	1971	0	0	0	0	0	0	0	0	0	0	0	0	0	0
		1981	0	0	0	0	0	0	0	1	0	0	0	1	2	5414
66	Talala	1971	0	0	1	6	0	1	0	4	0	1	3	1	1	6742
		1981	0	0	1	6	0	2	0	4	1	2	2	6	6	10967
67	Mendarda	1971	1	0	0	12	0	2	0	2	0	1	3	1	2	8253
		1981	2	9	0	19	0	4	0	4	1	1	3	1	2	10769
68	Shapur	1971	0	0	1	0	0	2	0	4	0	1	2	1	3	8960
		1981	0	0	1	6	0	4	0	4	0	1	3	1	3	10770
	JAMNAGAR															
69	Khambhalia	1971	1	2	0	64	0	2	0	15	1	3	4	1	2	19973
		1981	1	0	1	74	0	2	0	13	2	2	1	1	1	26368
70	SIKKA	1971	1	0	0	8	0	1	0	3	0	1	1	1	1	13240
		1981	0	1	0	0	0	2	0	1	1	1	2	0	0	9650
71	Salaya	1971	0	0	1	0	0	1	0	2	0	1	1	1	1	13017
		1981	0	0	1	0	0	2	0	4	0	0	1	0	2	17398
72	Okhaport	1971	0	1	0	2	0	1	0	3	1	1	1	0	3	10687
		1981	1	6	0	4	0	2	0	5	2	1	1	0	3	11820
73	Kalavad •	1971	0	0	1	6	0	2	0	5	1	1	4	1	3	12594
		1981	0	0	1	20	0	4	0	5	1	2	3	1	7	16784
74	Jamjodhpur	1971	0	1	1	4	0	2	0	6	1	1	4	1	0	16585
		1981	0	1	1	4	1	4	0	8	1	2	4	1	0	19439
75	Lalpur	1971	0	1	0	5	0	2	0	2	0	1	4	1	1	7514
		1981	0	1	0	5	0	4	0	2	0	2	2	1	0	9613

1	2	3	4	5	6	7	8	9	10	11	12	13	14	15	16	17
76	Beyt	1971	0	1	0	0	0	2	0	2	0	2	0	1	0	3671
		1981	0	1	0	0	0	0	0	1	0	2	1	1	1	4143
77	Mithapur	1971	1	0	0	100	0	1	0	3	1	3	1	0	1	15572
		1981	1	0	0	100	0	2	0	6	1	3	2	0	1	19023
78	Bhanvad	1971	0	0	1	8	0	2	0	4	1	3	4	1	1	13909
		1981	0	1	0	8	0	4	0	6	2	3	3	1	1	15451
79	Bedi	1971	0	0	0	0	0	0	0	1	0	3	0	0	1	12824
		1981	1	0	0	0	0	0	0	2	0	1	1	0	1	13323
80	Navagamghed	1971	0	0	0	0	0	0	0	0	0	0	0	0	0	0
		1981	1	0	0	0	0	0	0	2	0	0	2	0	0	9695
81	Digvijaygram	1971	0	0	0	0	0	0	0	0	0	0	0	0	0	0
		1981	1	0	0	10	0	2	0	2	0	1	4	0	0	7034
82	Dwarka	1971	1	1	0	22	1	2	0	6	1	1	4	1	1	17801
		1981	1	0	0	30	1	6	0	1	1	3	3	0	0	21375
83	Dhrol	1971	1	0	0	10	0	1	0	3	1	1	3	1	2	11327
		1981	1	0	0	20	0	4	0	7	2	1	2	1	13	14758
84	Jodiya	1971	0	1	0	14	0	2	0	5	1	1	3	1	1	9277
		1981	0	1	0	14	0	4	0	5	1	1	2	0	0	11374
	KHEDA															
85	Thasra	1971	1	0	0	10	0	1	0	2	0	1	4	1	3	9851
		1981	1	0	0	8	0	2	0	4	1	4	5	2	1	11504
86	Pali	1971	0	3	1	10	0	1	0	7	0	0	2	1	0	9939
		1981	1	2	1	22	0	2	0	7	1	2	2	1	1	12625
87	Mehmedabad	1971	1	0	0	50	0	3	0	2	1	3	5	1	5	17592
		1981	2	1	0	56	0	6	0	4	1	2	5	2	5	22309
88	Balasinor	1971	0	1	0	8	1	3	0	5	1	1	5	1	6	13207
		1981	0	8	0	16	1	8	0	8	1	1	5	2	4	22841

1	2	3	4	5	6	7	8	9	10	11	12	13	14	15	16	17
89	Vaso	1971	1	1	0	8	0	1	0	5	1	3	3	1	4	10614
		1981	1	2	0	28	0	3	0	5	1	3	3	1	7	11774
90	Vallabhvidya	1971	0	1	0	14	5	4	0	10	0	0	1	0	2	15509
	Nagar	1981	0	1	0	26	5	12	0	8	0	1	5	0	3	18197
91	Sojitra	1971	1	1	0	8	0	2	0	4	0	2	2	1	1	12905
		1981	2	1,A-4	0	62	0	6	0	4	1	2	4	2	4	15229
92	Kheda	1971	2	0	0	75	1	2	0	4	0	1	2	0	3	15333
		1981	2	10	0	90	1	4	0	4	1	1	1	2	5	18969
93	Dakor	1971	1	0	0	75	2	2	0	6	2	1	3	1	2	16092
		1981	1	0	0	75	2	4	0	6	2	1	6	1	1	19183
94	Dhuvaran	1971	0	0	0	0	0	0	0	0	0	0	0	0	0	0
		1981	1	2	0	19	0	10	0	9	1	1	1	0	0	7428
95	Nithal	1971	0	0	0	0	0	0	0	0	0	0	0	0	0	0
	Udyognagar	1981	0	0	0	0	0	0	0	0	0	0	1	0	0	1899
	KACHCHH															
96	Madhapur	1971	1	0	0	10	0	1	0	5	0	2	1	1	0	9998
		1981	1	0	0	16	0	2	0	5	0	1	4	1	0	11244
97	Bhachau	1971	1	0	0	18	0	2	0	3	0	1	3	1	0	10023
		1981	4	4	0	62	0	4	0	8	1	2	4	1	4	13923
98	Kandla	1971	1	3	0	17	0	1	0	5	0	1	1	0	4	17995
		1981	1	4	0	37	0	2	0	5	1	1	6	0	0	23978
99	Rapar	1971	0	0	1	4	0	1	0	2	0	1	2	1	0	7203
		1981	1	1	0	12	0	2	0	2	1	1	1	1	0	10521
100	Mundra	1971	1	1	0	14	0	2	0	8	1	4	3	1	4	9183
		1981	2	3	0	22	0	4	0	12	1	2	3	1	4	10149
101	Naliya	1971	1	0	1	12	0	1	0	2	0	1	3	1	1	6433
		1981	0	0	1	6	0	4	0	2	0	1	2	1	2	7120

1	2	3	4	5	6	7	8	9	10	11	12	13	14	15	16	17
	MAHESANA															
102	Chanasma	1971	0	1	0	9	0	3	0	3	1	2	4	1	2	14396
		1961	0	1	0	10	0	6	0	7	1	2	5	0	0	16053
103	Haru	1971	0	1	0	9	0	1	0	2	1	1	5	1	3	11073
		1961	0	1	0	10	0	2	0	4	1	2	5	1	4	14892
104	Vadnagar	1971	1	1	0	92	1	3	0	7	1	2	4	1	3	19329
		1961	3	2	0	172	1	8	0	7	1	2	4	1	7	22079
105	Mansa	1971	1	0	0	41	2	4	0	8	1	1	2	1	1	16362
		1961	1	0	0	50	1	8	0	8	2	1	4	1	1	20896
106	Vijapur	1971	0	1	0	14	0	3	0	2	2	3	5	1	5	15571
		1961	1	1	0	26	0	8	0	6	2	3	5	0	2	18562
107	Kheralu	1971	0	1	0	8	0	1	0	2	0	2	4	1	6	13881
		1961	0	1	0	16	0	4	0	3	1	3	4	1	5	17728
108	Becher-Alias	1971	0	0	0	0	0	0	0	0	0	0	0	0	0	0
	Becharaji	1961	0	1	0	0	0	2	0	3	1	1	4	1	0	6695
	SABARKANTHA															
109	Talod	1971	1	0	0	20	2	3	0	6	1	1	2	1	2	10935
		1961	5	8	0	45	3	6	0	6	1	1	5	1	0	12896
110	Prantij	1971	0	1	1	9	0	3	0	4	1	3	4	1	3	14502
		1961	1	1	1	76	1	6	0	5	1	1	4	2	4	18168
111	Malpur	1971	0	0	0	0	0	0	0	0	0	0	0	0	0	0
		1961	0	1	0	5	0	2	0	2	0	1	3	1	1	4696
112	Meghraj	1971	0	0	0	0	0	0	0	0	0	0	0	0	0	0
		1961	0	0	1	0	0	2	0	3	0	1	3	1	1	6454
113	Khedbrahma	1971	0	1	0	0	0	1	0	6	1	2	4	1	2	8858
		1961	1	8	0	75	0	8	0	8	1	2	4	2	2	14868

1	2	3	4	5	6	7	8	9	10	11	12	13	14	15	16	17
114	Idar	1971	1	0	0	12	1	2	0	4	1	1	5	1	3	14633
		1981	1	12	0	42	1	6	0	5	1	2	5	1	5	19656
	SURAT															
115	Mandvt	1971	0	2	0	7	0	1	0	3	1	1	3	1	3	10545
		1981	0	2	0	7	0	2	0	4	1	1	4	1	0	12047
116	Kathor	1971	0	1	0	21	0	2	0	2	2	2	2	1	1	8526
		1981	1	6	0	21	0	4	0	2	2	3	2	1	1	10728
117	Kosamba	1971	0	1	0	0	0	0	0	1	0	0	2	1	1	7713
		1981	1	8	0	20	0	4	0	3	1	0	3	2	2	10127
118	Olpad	1971	1	0	0	8	0	1	0	1	0	1	3	1	3	6295
		1981	1	1	0	12	0	4	0	6	1	1	3	4	4	8656
119	Songadh	1971	0	1	0	7	0	1	0	2	0	1	4	1	2	7166
		1981	0	1	0	7	0	2	0	2	1	1	1	1	2	12163
120	Udhana	1971	1	0	0	7	0	1	0	1	0	1	4	0	2	13384
		1981	1	1	0	14	0	2	0	12	2	1	5	0	0	47974
121	Vyara	1971	1	1	1	12	0	3	0	6	1	1	5	1	7	18910
		1981	2	1	0	19	1	8	0	15	1	1	5	1	7	23998
122	bardoli	1971	4	0	0	134	1	2	0	4	1	1	5	1	3	19262
		1981	4	0	0	150	3	6	0	4	3	1	8	4	0	28131
123	Utran	1971	0	0	0	0	0	0	0	0	0	0	0	0	0	0
		1981	0	1	1	6	0	2	0	2	0	0	1	1	0	6381
124	Umra	1971	0	0	0	0	0	0	0	0	0	0	0	0	0	0
		1981	0	4	4	0	0	3	0	3	0	0	0	0	0	5841
125	Sayan	1971	0	0	0	0	0	0	0	0	0	0	0	0	0	0
		1981	0	1	1	15	0	2	0	1	1	1	2	4	1	5258
126	Pandesaraina	1971	0	0	0	0	0	0	0	0	0	0	0	0	0	0
		1981	0	0	0	0	0	0	0	1	0	0	2	0	0	916

1	2	3	4	5	6	7	8	9	10	11	12	13	14	15	16	17
127	Kadod	1971	0	0	0	0	0	0	0	0	0	0	0	0	0	0
		1981	1	1	1	30	0	2	0	8	1	1	2	1	1	9771
128	Dindoli	1971	0	0	0	0	0	0	0	0	0	0	0	0	0	0
		1981	0	0	0	0	0	2	0	1	0	0	0	0	0	9143
129	Nanavarchhi	1971	0	0	0	0	0	0	0	0	0	0	0	0	0	0
		1981	0	1	1	4	0	0	0	1	0	0	1	0	0	6543
130	Bhesian	1971	0	0	0	0	0	0	0	0	0	0	0	0	0	0
		1981	0	1	1	0	0	0	0	1	0	0	1	0	0	6772
131	Bhestan	1971	0	0	0	0	0	0	0	0	0	0	0	0	0	0
		1981	0	0	0	0	0	0	0	1	0	0	0	0	0	5342
	SURENDRANAGAR															
132	Thangadh	1971	1	1	0	16	0	1	0	2	0	1	2	1	2	12095
		1981	2	2	0	24	0	2	0	4	1	1	3	5	6	18586
133	Lakhtar	1971	1	1	0	9	0	1	0	2	0	1	3	1	2	9714
		1981	2	1	0	19	0	4	0	4	0	1	2	3	2	10900
134	Chotila	1971	0	0	1	8	0	1	0	2	0	1	3	1	2	7824
		1981	0	0	1	13	0	2	0	2	1	1	2	1	0	9982
135	Halvad	1971	0	0	1	7	0	2	0	4	1	2	4	1	0	10286
		1981	1	0	1	20	0	5	0	4	1	2	3	3	0	13193
136	Sayla	1971	0	4	1	10	0	1	0	3	0	2	3	1	0	9021
		1981	0	5	1	10	0	2	0	4	0	1	2	1	0	10433
137	Patdi	1971	0	0	1	3	0	1	0	4	0	1	4	1	0	9947
		1981	0	0	1	3	0	2	0	4	0	2	4	1	4	12826
138	Kharaghoda	1971	1	1	0	5	0	1	0	3	0	1	1	0	1	5793
		1981	1	1	0	5	0	2	0	3	0	1	1	1	1	8356
	RAJKOT															
139	Jetalsar	1971	0	0	1	12	0	2	0	2	0	1	1	1	1	9507
		1981	0	0	1	32	0	4	0	2	0	1	2	1	0	11031

1	2	3	4	5	6	7	8	9	10	11	12	13	14	15	16	17
140	Paddhari	1971	0	0	1	6	0	1	0	2	0	1	3	0	1	5320
		1981	0	5	1	6	0	2	0	2	0	2	2	0	0	6047
141	Tankara	1971	1	0	0	4	0	2	0	0	0	1	2	1	0	5672
		1981	0	0	1	4	0	4	0	3	1	1	2	1	0	6775
142	Vinchhiya	1971	0	0	1	6	0	1	0	3	0	1	2	1	3	5809
		1981	0	0	1	6	0	2	0	3	0	1	2	1	3	7722
143	Jasdan	1971	1	0	0	14	0	2	0	3	1	2	3	2	4	14661
		1981	1	0	0	41	0	4	0	5	1	2	3	2	3	19621
	PANCHMAHALA															
144	Halol	1971	5	1	0	37	0	2	0	3	1	2	5	1	6	14629
		1981	2	1	0	83	2	4	0	6	1	2	6	4	4	18600
145	Freelandganj	1971	1	2	0	128	0	3	0	5	0	0	1	0	0	17818
		1981	2	2	0	128	0	6	0	5	0	3	2	0	2	18030
146	Santrampur	1971	1	0	0	28	0	2	0	4	0	1	3	1	3	8534
		1981	1	1	0	74	0	6	0	7	0	1	3	20	2	10997
147	Lunawada	1971	1	1	0	55	1	4	0	7	2	1	5	1	4	18850
		1981	2	1	0	72	1	8	0	8	2	1	6	1	4	24343
		1971	2	1	0	30	0	2	0	3	0	1	2	2	4	11081
148	Kalol(p)	1981	2	7	0	60	0	4	0	5	1	1	4	2	4	14281
149	Shivrajpur	1971	0	0	1	5	0	1	0	2	0	0	1	1	0	4764
		1981	0	0	1	10	0	2	0	3	0	1	2	1	0	4872
150	Devgadbaria	1971	1	0	0	66	1	2	0	7	1	1	4	0	4	13235
		1981	2	8	0	70	1	5	0	7	1	1	4	4	3	15975
	VADODARA															
151	Bajwa	1971	0	0	0	0	0	0	0	0	0	0	0	0	0	0
		1981	0	1	0	0	0	4	0	2	1	1	3	1	0	9294
152	Chhani	1971	0	0	0	0	0	0	0	0	0	0	0	0	0	0
		1981	2	0	1	16	0	2	0	2	0	1	3	1	2	13393

1	2	3	4	5	6	7	8	9	10	11	12	13	14	15	16	17
153	Nandesari	1971	0	0	0	0	0	0	0	0	0	0	0	0	0	0
		1981	0	5	0	0	0	0	0	2	0	0	1	0	0	1504
154	Jetpur	1971	0	0	0	0	0	0	0	0	0	0	0	0	0	0
		1981	1	1	0	16	0	2	0	1	1	1	2	1	2	5198
155	Kavant	1971	0	0	0	0	0	0	0	0	0	0	0	0	0	0
		1981	0	1	1	25	0	2	0	2	0	1	2	0	0	5738
156	Petro Chemical	1971	0	0	0	0	0	0	0	0	0	0	0	0	0	0
	Company	1981	1	0	0	2	0	2	0	1	0	0	2	0	0	7263
157	Tarsali	1971	0	0	0	0	0	0	0	0	0	0	0	0	0	0
		1981	0	0	0	0	0	0	0	1	0	1	0	1	0	10408
158	Vaghodia	1971	0	0	1	11	0	1	0	3	1	2	4	1	2	7551
		1981	0	0	1	6	0	2	0	3	1	2	3	1	2	9395
159	Chhota Udaipur	1971	2	0	1	44	1	2	0	4	1	1	5	1	5	14312
		1981	2	0	0	104	3	4	0	6	1	1	5	0	1	18243
160	Boeli	1971	1	0	0	17	1	1	0	1	1	1	5	1	1	6229
		1981	0	1	0	10	1	2	0	3	1	1	5	1	0	7642
161	Fertilizer Nager	1971	2	0	0	20	0	1	0	1	0	3	1	0	1	5327
		1981	1	1	0	38	0	2	0	2	1	3	1	0	1	5668
162	Jawahar Nager	1971	1	0	0	20	0	3	0	3	0	1	1	0	0	5710
	Gujarat Refinery	1981	1	0	0	24	0	6	0	3	1	1	2	0	0	7572
163	Bahadarpur	1971	0	0	1	15	0	1	0	3	0	1	3	1	0	6179
		1981	0	1	1	23	0	4	0	3	0	1	3	1	0	6655
164	Sankheda	1971	0	0	1	10	1	1	0	3	1	1	4	1	3	7973
		1981	0	3	1	15	1	4	0	3	1	1	4	1	3	8857
165	Sinor	1971	0	0	1	3	0	1	0	2	1	2	4	1	1	8348
		1981	0	0	1	6	0	3	0	2	1	2	4	1	1	8718

1	2	3	4	5	6	7	8	9	10	11	12	13	14	15	16	17
166	Karjan	1971	0	0	1	34	1	1	0	2	1	2	5	1	2	11968
		1981	0	0	1	34	1	2	0	2	1	5	5	1	2	15447
VALSAD																
167	Vapi	1971	0	0	1	0	0	1	0	4	1	1	3	1	0	13868
		1981	0	1	1	0	0	4	0	6	2	1	0	0	0	19620
168	Pardi	1971	0	1	0	0	0	1	0	4	1	1	4	2	2	12743
		1981	2	0	0	80	0	4	0	5	1	1	4	1	0	16919
169	Chikhli	1971	0	1	0	0	1	2	0	2	0	1	4	1	3	5002
		1981	2	9	1	16	2	5	0	5	0	2	3	1	2	5948
170	Bansad	1971	1	0	0	50	0	1	0	2	1	1	3	2	1	7108
		1981	1	5	0	50	0	2	0	2	1	1	3	3	7	8533
171	Abrama	1971	0	0	0	0	0	0	0	1	0	1	0	1	0	8103
		1981	0	0	0	0	0	0	0	2	0	1	1	0	1	9728
172	Atul	1971	0	1	0	0	0	1	0	1	0	1	1	0	1	4494
		1981	0	1	0	0	0	2	0	1	1	1	2	0	1	5626
173	Dharampur	1971	1	0	0	21	0	1	0	2	1	1	4	1	6	11958
		1981	0	1	0	20	0	2	0	2	1	1	3	3	4	14116
174	Devsar	1971	0	0	0	0	0	0	0	0	0	0	0	0	0	0
		1981	0	1	0	0	0	0	0	2	0	1	0	1	0	6363
175	Mahuwar	1971	0	0	0	0	0	0	0	0	0	0	0	0	0	0
		1981	0	0	1	15	0	2	0	1	0	1	0	1	0	5827
176	SariBuj	1971	0	0	0	0	0	0	0	0	0	0	0	0	0	0
		1981	0	3	0	0	0	0	0	5	0	1	0	1	0	5770
177	Pamerarang	1971	0	0	0	0	0	0	0	0	0	0	0	0	0	0
		1981	0	0	1	15	0	2	0	1	0	0	2	0	0	6314
178	Koeambe(v)	1971	0	0	0	0	0	0	0	0	0	0	0	0	0	0
		1981	0	1	0	0	0	2	0	6	0	0	1	1	0	7771

1	2	3	4	5	6	7	8	9	10	11	12	13	14	15	16	17
179	Valsad	1971	0	0	0	0	0	0	0	0	0	0	0	0	0	0
		1981	0	0	0	0	0	0	0	0	0	1	1	0	0	408
180	Umbergaon	1971	0	0	0	0	0	0	0	0	0	0	0	0	0	0
		1981	0	1	0	0	0	0	0	1	0	0	0	0	0	912
181	Vapi	1971	0	0	0	0	0	0	0	0	0	0	0	0	0	0
		1981	1	3	0	0	0	0	0	1	1	0	12	1	0	6147
182	Vijalpor	1971	0	0	0	0	0	0	0	0	0	0	0	0	0	0
		1981	0	0	0	0	0	2	0	1	0	1	1	1	1	12206
183	Gandevi	1971	1	1	0	8	0	1	0	2	1	1	3	1	2	12231
		1981	1	1	0	60	0	2	0	3	1	1	5	2	2	13518
184	Umbergaonina	1971	0	1	1	0	0	1	0	4	1	1	4	2	3	7768
		1981	1	4	0	6	0	2	0	4	1	2	3	1	1	9956
185	Jalalpore	1971	0	1	0	0	0	1	0	1	0	1	0	1	1	7122
		1981	0	1	0	0	0	2	0	3	0	1	3	1	1	10267

Appendix Table-4: Availability of Medical, Educational, Recreational, Banking Facilities and Credit Societies in the Small Towns,1971 and 1981

STATE/ DISTT./TOWN		Census Year	Medical				Educational				Recreational		Banks & Cr Soc			Popu-lation
			Hosp./NH	Disp.	PHC/HC	No. of Beds	College	SS/HSS/ Mt	JS/MD School	Primary School	Cinema	Pbl lib/ RR	Banks	Ag Cr Soc	Non Ag Cr Soc	
1	2	3	4	5	6	7	8	9	10	11	12	13	14	15	16	17
HARYANA																
	GURGAON															
1	Pataudi	1971	0	1	1	8	0	1	0	2	0	1	0	0	0	6045
		1981	0	0	1	8	0	2	1	2	0	2	3	1	1	8422
2	Gurgaon	1971	0	0	0	0	0	0	0	0	0	0	0	0	0	0
		1981	2	0	0	142	0	4	2	2	0	3	0	0	0	11762
3	Nuh	1971	0	0	1	6	1	2	1	1	0	1	2	1	2	4730
		1981	0	0	1	25	1	4	3	4	0	2	3	1	15	5992
4	Haileymandi	1971	1	0	0	4	0	1	0	0	0	0	2	1	1	2252
		1981	1	0	0	4	1	3	1	2	0	2	2	0	1	10140
5	Sohan	1971	0	1	0	10	0	2	0	3	0	1	1	1	0	8775
		1981	0	1	0	10	1	3	2	3	1	0	3	1	1	12667
6	Farrukhnagar	1971	0	0	1	6	0	1	1	3	0	2	0	1	0	5487
		1981	0	0	1	6	0	1	2	3	0	0	2	2	0	6367
7	FerozepurJhirka	1971	0	1	0	14	0	2	1	1	0	0	2	5	8	7962
		1981	1	0	0	25	0	3	3	5	0	1	3	1	6	9400
8	Jharsa	1971	0	0	0	0	0	0	0	0	0	0	0	0	0	0
		1981	0	0	0	0	0	1	1	1	0	0	0	0	0	8412
9	Tauru	1971	0	0	0	0	0	0	0	0	0	0	0	0	0	0
		1981	0	1	0	4	0	2	2	1	0	0	0	0	0	6912
	KARNAL															
10	Nilokheri	1971	0	0	1	50	0	1	0	3	0	1	2	5	5	9357
		1981	0	0	1	30	0	3	2	3	0	2	3	2	3	11078

1	2	3	4	5	6	7	8	9	10	11	12	13	14	15	16	17
11	Gharaunda	1971	0	0	1	9	0	2	0	2	0	2	2	1	4	13045
		1981	0	0	1	10	1	4	2	3	0	1	4	2	0	17332
12	Indri	1971	0	0	0	0	0	0	0	0	0	0	0	0	0	0
		1981	0	0	1	8	0	2	2	4	0	0	3	2	0	8304
13	Taraopt	1971	0	0	0	0	0	0	0	0	0	0	0	0	0	0
		1981	0	1	0	4	0	1	2	4	0	0	4	2	0	12803
14	Samalkha	1971	0	0	0	0	0	0	0	0	0	0	0	0	0	0
		1981	1	1	0	16	1	2	1	1	1	0	4	1	0	13532
15	Assandh	1971	0	0	0	0	0	0	0	0	0	0	0	0	0	0
		1981	1	0	0	10	0	2	3	3	1	0	3	3	0	13209
	JIND															
16	Uchana	1971	0	2	0	0	0	1	0	1	0	1	2	1	1	6329
		1981	1	1,A-1	0	207	0	2	2	3	0	2	2	2	0	8091
17	Safidon	1971	0	0	1	20	0	2	0	1	0	1	2	5	0	12010
		1981	1	0	0	25	1	4	2	3	0	2	3	2	1	15116
18	Julana	1971	0	0	1	8	0	1	0	1	0	1	1	0	0	6890
		1981	1	0	0	8	0	1	2	2	0	2	2	1	0	9294
19	Kalayai	1971	0	0	0	0	0	0	0	0	0	0	0	0	0	0
		1981	1	0	0	8	0	2	4	2	0	1	2	1	0	10965
	SONIPAT															
20	Ganaur	1971	2	0	1	16	0	2	0	3	0	1	2	0	0	8399
		1981	0	1	1	16	0	3	3	4	0	1	3	0	0	16489
21	Gohana	1971	0	0	1	14	1	3	0	7	1	2	3	5	15	16754
		1981	1	0	1	25	1	8	8	9	1	1	4	1	0	26188
	MAHENDRAGARH															
22	Ateli	1971	0	0	1	8	0	1	0	1	0	0	1	0	0	1937
		1981	0	0	1	8	0	1	2	2	0	1	2	16	0	2993
23	Kanina	1971	0	0	1	8	0	2	0	3	0	1	0	0	0	5875
		1981	0	0	1	8	0	3	3	3	0	1	2	1	2	7131

1	2	3	4	5	6	7	8	9	10	11	12	13	14	15	16	17
24	Mahendragarh	1971	2	0	0	8	1	2	1	3	0	2	3	2	2	11496
		1981	1	0	0	25	1	2	2	7	1	7	4	3	4	14488
25	Bawal	1971	0	0	1	10	0	2	0	1	0	2	1	1	0	6529
		1981	0	0	1	8	1	5	3	2	0	4	2	2	1	7760
	BHIWANI															
26	Bawanikhera	1971	0	0	0	0	0	0	0	0	0	0	0	0	0	0
		1981	1	0	0	25	0	3	2	2	0	0	3	1	8	11530
27	Loharu	1971	0	1	0	8	0	1	1	1	0	1	1	0	1	5579
		1981	1	0	0	33	0	2	2	3	0	2	2	1	6	7247
28	Charkhidadri	1971	3	0	0	67	1	3	1	1	1	5	2	1	2	19484
		1981	1	1	0	50	2	7	3	7	1	5	5	1	22	27315
	AMBALA															
29	Buria	1971	0	0	0	0	0	2	1	1	0	1	0	3	2	4645
		1981	0	0	0	0	0	3	3	2	0	4	1	1	0	6258
30	Sadaura	1971	0	0	1	8	1	2	1	2	0	1	2	3	1	8971
		1981	0	1	1	16	1	3	2	3	1	2	2	1	1	10131
31	Chhachhrauli	1971	1	0	0	13	0	2	0	3	0	1	2	2	1	5382
		1981	1	0	0	10	0	2	2	3	0	2	3	2	1	6140
32	Jagadhri Workshop	1971	1	0	0	28	0	1	0	1	0	1	0	0	1	7332
	Rly.Colony	1981	1	0	0	25	0	3	4	5	0	2	0	0	1	8018
33	Pinjore	1971	0	0	0	0	0	0	0	0	0	0	0	0	0	0
		1981	0	1	1	8	0	1	3	3	0	4	1	0	1	5746
34	Babiyal	1971	0	0	0	0	0	0	0	0	0	0	0	0	0	0
		1981	0	A-1	0	1	0	1	2	3	0	0	1	1	0	7342
35	Panchkulaurban	1971	0	0	0	0	0	0	0	0	0	0	0	0	0	0
	Estate	1981	0	1	0	4	0	1	2	3	0	0	1	0	2	11239
36	Naraingarh	1971	1	0	0	50	0	2	0	1	1	1	2	6	5	6880
		1981	1	0	0	50	0	2	2	3	1	4	3	2	2	9370

1	2	3	4	5	6	7	8	9	10	11	12	13	14	15	16	17
37	Kalka	1971	2	0	1	18	1	3	4	6	1	1	3	0	0	1778
		1981	2	0	0	39	1	7	6	12	1	5	4	0	1	21359
	FARIDABAD															
38	Hodal	1971	0	1	0	8	1	1	1	4	0	1	2	6	0	14144
		1981	0	1	0	8	1	4	2	6	1	2	4	1	1	18740
39	Hasanpur	1971	0	0	0	0	0	0	0	0	0	0	0	0	0	0
		1981	0	0	1	0	0	2	2	1	0	0	0	1	0	5109
40	Hathin	1971	0	0	0	0	0	0	0	0	0	0	0	0	0	0
		1981	0	1	0	4	0	2	2	2	0	0	2	1	0	6553
	ROHTAK															
41	Beri	1971	3	1	0	44	1	2	0	6	0	1	1	6	1	12336
		1981	1	0	0	48	1	4	2	5	0	2	2	1	7	13490
42	Kalanaur	1971	0	0	0	0	0	0	0	0	0	0	0	0	0	0
		1981	0	1	0	4	1	3	2	4	0	1	3	1	0	12380
43	Maham	1971	0	1	1	10	0	2	0	2	0	1	1	7	0	10541
		1981	0	1	0	8	0	2	2	2	1	1	3	8	2	11722
44	Jhajjar	1971	1	0	0	18	1	2	0	6	1	1	3	1	6	18947
		1981	1	0	0	25	1	5	4	6	1	2	5	3	6	24247
	HISAR															
45	Uklanmandi	1971	0	1	0	5	0	0	0	1	0	1	1	0	0	5981
		1981	0	1	0	4	0	2	2	1	1	1	3	1	12	7055
46	Jakhalmandi	1971	0	0	1	14	0	2	0	2	0	1	1	0	0	3919
		1981	0	0	1	0	0	2	2	3	0	2	3	1	1	4609
47	Ratia	1971	0	0	0	0	0	0	0	0	0	0	0	0	0	0
		1981	1	0	0	8	0	1	1	2	0	0	1	2	1	13065
48	Barwala	1971	0	0	0	0	0	0	0	0	0	0	0	0	0	0
		1981	0	0	1	8	0	2	2	2	1	0	3	1	9	17648
49	Tohana	1971	0	1	0	1	1	2	1	3	1	2	3	1	0	16789
		1981	1	1	0	58	1	3	2	4	2	4	4	1	12	25487

1	2	3	4	5	6	7	8	9	10	11	12	13	14	15	16	17
	SIRSA															
50	Rania	1971	0	0	0	0	0	0	0	0	0	0	0	0	0	0
		1981	0	0	1	8	0	2	2	6	0	1	3	1	0	16714
51	Kalanwali	1971	0	1	0	4	0	1	1	1	0	1	1	0	2	6531
		1981	0	1	0	4	0	2	2	2	0	1	2	1	1	9643
	KURKSHETRA															
52	Radaur	1971	1	0	0	14	1	2	0	1	0	1	1	0	7	6539
		1981	1	0	1	22	1	3	2	1	0	1	2	1	8	8105
53	Pundri	1971	0	1	0	12	1	0	1	2	0	0	1	1	0	9107
		1981	0	1	0	12	1	3	3	3	1	0	3	2	0	11804
54	Ladwa	1971	0	1	0	10	0	3	1	1	1	1	2	1	2	10666
		1981	0	1	0	8	1	4	5	4	1	1	4	0	12	15119
55	Pehowa	1971	0	0	1	8	0	1	0	4	0	1	3	1	1	11366
		1981	0	0	1	8	0	3	3	5	1	0	4	1	0	17279

Appendix Table-5: Availability of Medical, Educational, Recreational, Banking Facilities and Credit Societies in the Small Towns,1971 and 1981

STATE/ DISTT./TOWN		Census Year	Medical				Educational				Recreational		Banks & Cr Soc			
			Hosp./NH	Disp.	PHC/HC	No.of Beds	College	SS/HSS/ Mt	JS/MD School	Primary School	Cinema	Pbl Lib/ RR	Banks	Ag Cr Soc	Non Ag Cr Soc	Popu-lation
1	2	3	4	5	6	7	8	9	10	11	12	13	14	15	16	17
	HIMACHAL PRADESH															
	CHAMBA															
1	Bakloh	1971	0	1	0	0	0	0	0	1	1	0	1	0	1	1907
		1981	1	0	0	2	0	0	1	2	1	2	1	0	1	1664
2	Chamba	1971	1	0	0	250	0	2	0	8	0	9	3	0	9	11814
		1981	A-1,3	1-A	0	257	0	4	2	11	1	21	5	0	12	13761
3	Dalhousie	1971	1	0	0	20	0	3	1	2	1	1	2	0	2	4296
		1981	2	1,A-1	0	31	0	5	4	5	1	3	2	0	2	2936
4	Dalhousie	1971	0	0	0	0	0	0	0	1	1	1	0	0	1	827
	Cantonment	1981	1	0	0	0	0	0	0	1	1	2	0	0	1	1253
5	Chaurirhas	1971	0	0	0	0	0	0	0	0	0	0	0	0	0	0
		1981	1	0	0	27	0	1	2	2	0	0	0	0	0	1680
	SOLAN															
6	Sabathu	1971	1	0	0	159	0	2	0	0	1	1	2	0	4	2889
		1981	2	1	0	40	0	4	3	3	0	1	3	0	2	3717
7	Arki	1971	0	0	1	13	0	2	0	1	0	1	2	2	0	1352
		1981	0	0	1	20	0	4	2	1	0	1	2	0	0	1631
8	dagshai	1971	0	1	0	3	0	1	1	0	0	1	1	0	2	2161
		1981	0	1	0	4	0	3	4	3	1	1	1	0	2	1769
9	Kasauli	1971	0	0	1	369	0	1	0	1	1	1	1	0	2	3757
		1981	2	1	0	19	0	2	2	3	1	2	2	0	3	3872
10	Solan	1971	1	0	0	40	2	4	1	1	1	3	3	1	2	10120
		1981	1	0	0	110	1	7	7	10	2	6	9	1	4	13127

1	2	3	4	5	6	7	8	9	10	11	12	13	14	15	16	17
11	Nalagarh	1971	0	0	1	18	0	2	0	2	0	1	4	0	6	3671
		1981	1	A-1	0	35	1	3	2	2	0	1	5	0	2	5647
12	Parwanoo	1971	0	0	0	0	0	0	0	0	0	0	0	0	0	0
		1981	0	0	0	0	0	0	1	3	0	0	5	0	0	2860
	KULU															
13	Kulu	1971	1	0	0	27	1	1	0	2	1	4	4	0	6	8958
		1981	1	0	0	84	1	3	2	5	1	6	7	0	6	11869
14	Manali	1971	1	1	0	18	0	1	0	1	0	0	0	1	1	1800
		1981	2	0	0	30	0	1	1	1	0	0	4	1	0	2301
15	Bhunair	1971	0	0	0	0	0	0	0	0	0	0	0	0	0	0
		1981	1	1	0	10	0	1	1	1	1	1	3	1	1	2754
16	Nadaun	1971	0	0	0	0	0	0	0	0	0	0	0	0	0	0
		1981	0	0	1	8	0	3	2	2	0	2	3	3	1	2835
17	Tirasujanpur	1971	0	0	0	0	0	0	0	0	0	0	0	0	0	0
		1981	0	A-1 H-1	1	14	0	4	3	3	0	1	2	2	1	4204
18	Hamirpur	1971	0	0	1	28	1	2	0	1	0	0	2	1	0	3671
		1981	0	0	1	64	1	4	2	6	0	3	5	2	2	8797
	UNA															
19	Daulatpur	1971	0	0	0	0	0	0	0	0	0	0	0	0	0	0
		1981	1	0	0	8	1	1	2	1	0	0	2	1	2	2336
20	Gagret	1971	0	0	0	0	0	0	0	0	0	0	0	0	0	0
		1981	0	0	1	6	0	0	1	4	0	2	3	2	0	4502
21	Mahipur	1971	0	0	0	0	0	0	0	0	0	0	0	0	0	0
	Badsehra	1981	0	1	0	0	0	1	1	1	0	0	3	2	0	3858
22	Santokhgrah	1971	0	1	0	0	0	2	0	2	0	0	1	2	6	4010
		1981	0	1	0	0	0	2	2	2	0	0	2	1	0	4653
23	Una	1971	1	0	0	26	1	3	0	1	0	1	3	2	0	6328
		1981	2	0	0	66	1	4	3	4	1	2	5	1	3	9157

1	2	3	4	5	6	7	8	9	10	11	12	13	14	15	16	17
24	Nainadevi	1971	0	1	0	2	0	0	1	0	0	1	1	0	1	494
		1981	0	A-1	0	2	0	1	0	1	0	0	1	0	1	618
25	Bilaspur	1971	1	0	0	124	1	2	0	3	0	2	2	0	1	7037
		1981	1	1	0	174	1	3	2	3	2	2	4	0	3	8063
26	Ghumarwin	1971	1	0	0	16	0	1	1	1	0	0	2	2	0	1967
		1981	0	0	1	30	0	2	2	3	0	0	2	2	0	2903
27	Sarhan	1971	0	0	1	6	0	1	1	1	0	0	1	1	0	1006
		1981	0	0	1	6	0	1	2	2	0	1	2	1	0	943
28	Paontasahib	1971	1	0	0	46	0	1	1	1	0	1	2	1	0	3692
		1981	1	0	0	46	0	3	3	3	1	2	7	1	0	5800
29	Nahan	1971	1	0	0	200	1	2	1	10	2	2	4	0	10	16017
		1981	1,A-1	A-1	0	216	2	3	4	13	2	2	5	0	10	20089
30	Pandoh	1971	1	1	0	20	0	2	0	0	0	1	0	2	1	6048
		1981	1	A-1	0	20	0	4	2	2	0	0	1	1	0	2738
31	Mandi	1971	1	0	0	280	1	2	0	10	2	2	4	0	7	16849
		1981	2	0	0	238	2	4	5	15	2	5	13	2	7	18706
32	Jogindarnagar	1971	1	0	0	38	0	1	0	1	1	1	3	1	1	4004
		1981	1,A-1	1	0	54	0	3	3	6	1	2	3	1	0	5033
33	Kangra	1971	1	0	1	90	0	2	0	1	1	3	2	0	5	5999
		1981	2	0	0	84	1	5	4	6	1	4	6	0	2	7093
34	Palampur	1971	1	0	0	126	0	3	0	1	1	1	4	0	0	2539
		1981	2	0	0	156	0	3	3	4	1	2	6	0	2	2834
35	Nurpur	1971	1	0	0	12	0	2	0	0	0	1	2	1	2	4251
		1981	1	0	0	14	0	4	2	3	1	2	2	1	0	5833
36	Nagrota	1971	0	0	1	8	0	2	0	0	0	1	2	0	2	2922
		1981	0	0	1	8	0	3	2	2	0	2	2	2	1	3692

1	2	3	4	5	6	7	8	9	10	11	12	13	14	15	16	17
37	Jawalamukhi	1971	0	0	0	0	0	0	0	0	0	0	0	0	0	0
		1981	0	A-1	1	10	0	2	2	3	1	0	1	2	0	3230
38	Deragopipur	1971	0	0	0	0	0	0	0	0	0	0	0	0	0	0
		1981	1	0	0	18	0	2	2	2	0	0	2	0	0	2520
											1	1	1	0	1	7992
39	Yol	1971	1	0	0	16	0	1	0	0	2	2	1	0	1	9214
		1981	1	0	0	26	0	4	0	8						
40	Dharamsala	1971	2	0	0	122	1	2	0	6	1	1	4	0	10	10939
		1981	1,A-2	1	0	235	2	7	6	12	1	5	10	0	5	14522
41	Rohru	1971	0	0	0	0	0	0	0	0	0	0	0	0	0	0
		1981	1	0	0	30	0	1	1	2	0	2	2	1	0	2335
42	Rampur	1971	1	0	0	50	1	1	1	1	0	1	2	0	0	2623
		1981	1	0	0	100	1	1	1	1	0	4	3	0	1	3310
43	theog	1971	1	0	0	25	0	2	0	1	0	1	2	1	0	1328
		1981	1	0	0	38	0	2	2	2	0	2	2	1	0	1528
44	Dhalli	1971	0	0	0	0	0	0	1	0	0	1	0	1	0	664
		1981	0	A-1	0	0	0	0	1	1	0	1	1	0	0	1004
45	Jutoghacan	1971	0	1	0	2	0	0	1	0	0	1	0	0	0	1291
		1981	0	1	0	2	0	0	1	1	1	1	0	0	0	1396

Appendix Table-6: Availability of Medical, Educational, Recreational, Banking Facilities and Credit Societies in the Small Towns,1971 and 1981

STATE/ DISTT./TOWN		Census Year	Medical			Educational				Recreational		Banks & Cr Soc			
	-		Hosp./NH	Disp.	PHC/HC	No.of Beds	College	SS/HSS/ Mt	JS/MD School	Primary School	Cinema	Pbl Lib/ RR	Banks	Ag Cr Soc	Non Ag Cr Soc	Popu-lation
1	2	3	4	5	6	7	8	9	10	11	12	13	14	15	16	17
JAMMU & KASHMIR																
	BARAMULA															
1	Bandipora	1971	0	0	1	10	0	2	1	1	0	0	1	1	0	6201
		1981	0	0	1	10	0	3	3	7	1	1	3	1	1	14218
2	Uri	1971	0	0	1	10	0	2	1	1	0	0	0	1	0	443
		1981	0	0	1	10	0	2	3	8	0	0	2	1	0	2491
3	Gulmarg	1971	0	1	0	4	0	0	0	1	0	0	1	0	0	543
		1981	1	1	0	30	0	0	0	0	0	1	0	0	0	511
4	Pattan	1971	0	0	0	0	0	0	0	0	0	0	0	0	0	0
		1981	0	0	1	10	0	2	2	6	0	0	1	0	0	5017
	LADAKH															
5	Leh	1971	1	0	0	60	0	2	1	2	1	1	1	1	1	5519
		1981	1	0	1	100	0	3	3	11	1	1	3	0	0	8718
	UDHAMPUR															
6	Rease	1971	0	0	1	15	0	2	0	0	0	1	2	1	0	3885
		1981	0	0	1	20	0	3	2	3	0	2	3	1	0	4646
7	Ramanagar	1971	0	0	1	15	0	1	1	4	0	1	1	0	0	3485
		1981	0	0	1	15	0	2	2	6	0	2	2	0	0	4075
8	Rehambal	1971	0	0	0	0	0	0	0	0	0	0	0	0	0	0
		1981	0	0	0	0	0	2	2	4	0	0	0	0	0	5743
9	Katra	1971	1	1	0	15	0	2	0	1	0	1	1	0	0	3315
		1981	0	0	1	10	0	1	3	4	0	0	2	0	0	4573
10	Chenani	1971	0	0	1	15	0	1	1	1	0	1	0	0	0	1343
		1981	0	0	1	10	0	1	1	1	0	1	1	2	0	1301

1	2	3	4	5	6	7	8	9	10	11	12	13	14	15	16	17
11	Udhampur	1971	1	0	0	50	1	2	1	1	3	2	4	0	0	16392
		1981	1	0	0	75	1	5	14	17	3	2	11	0	1	22909
	RAJAURI															
12	Nowshehra	1971	0	1	1	15	0	2	1	1	0	1	1	0	0	2458
		1981	1	0	0	30	0	2	3	5	0	1	3	0	0	2843
13	Rajauri	1971	1	0	0	50	0	2	0	2	0	0	2	0	0	5939
		1981	1	0	0	100	0	2	8	11	1	2	3	0	0	8690
14	Sunderbani	1971	0	0	0	0	0	0	0	0	0	0	0	0	0	0
		1981	0	1	1	23	0	2	3	3	0	1	2	0	0	1686
15	Thanamandi	1971	0	0	0	0	0	0	0	0	0	0	0	0	0	0
		1981	0	0	0	0	0	2	2	2	0	2	1	0	0	2614
	KATHUA															
16	Lakhanpur	1971	0	0	0	0	0	0	1	0	0	0	0	0	0	616
		1981	0	0	0	0	0	1	1	0	0	0	0	1	0	1162
17	Hiranagar	1971	0	1	1	25	0	2	0	3	0	0	2	1	0	3744
		1981	0	1	1	25	0	2	3	2	0	1	3	4	0	4805
18	Parole	1971	0	0	0	0	0	0	0	0	0	0	0	0	0	0
		1981	0	1	1	10	0	1	1	0	0	0	1	1	0	5397
19	Bashohli	1971	0	1	1	15	0	1	1	2	0	1	1	1	0	3309
		1981	0	1	1	15	0	2	3	0	0	2	2	2	1	3875
20	Billawar	1971	0	0	0	0	0	0	0	0	0	0	0	0	0	0
		1981	0	1	1	30	0	2	0	2	0	2	3	1	0	3139
21	Kathua	1971	1	1	0	75	1	2	2	5	1	1	2	2	0	17416
		1981	1	0	0	100	1	3	8	7	1	1	7	3	1	23612
	PUNCH															
22	Punch	1971	0	0	1	20	1	3	7	4	1	1	1	1	0	11981
		1981	1	0	1	50	3	3	8	23	1	2	4	0	0	14171
23	DODA	1971	0	0	1	8	0	1	2	2	0	1	1	0	0	1581
	Ramban	1981	0	0	1	10	0	4	6	5	0	2	2	1	1	2189

1	2	3	4	5	6	7	8	9	10	11	12	13	14	15	16	17
24	Batote	1971	1	0	0	50	0	2	1	1	0	0	0	0	0	2320
		1981	1	0	0	25	0	2	3	4	0	1	3	2	0	2684
25	Banihal	1971	0	0	1	15	0	1	0	1	0	0	2	0	0	753
		1981	0	0	1	25	0	3	3	5	0	2	3	1	0	1656
26	Bhaderwah	1971	0	1	1	50	1	2	1	4	1	0	1	1	0	5211
		1981	1	1	0	30	2	4	5	12	1	1	3	1	1	6075
27	Kishiwar	1971	0	0	1	25	0	2	4	2	0	1	1	0	0	5276
		1981	1	0	0	30	0	6	4	11	1	2	3	1	1	7174
28	Doda	1971	0	0	1	15	0	2	2	6	0	1	1	0	0	4395
		1981	1	0	0	75	0	4	10	15	0	2	4	0	1	5396
	JAMMU															
29	Bishna	1971	0	0	1	15	0	2	2	2	0	0	0	2	0	3570
		1981	1	0	0	10	0	2	2	2	0	0	2	1	0	4740
30	Akhnoor	1971	0	0	1	20	0	2	0	3	1	1	1	1	0	5333
		1981	0	0	1	20	0	2	3	5	1	1	3	1	0	6721
31	Arnie	1971	0	1	0	0	0	0	2	1	0	0	0	2	0	5846
		1981	0	1	0	0	0	2	2	2	0	0	1	2	0	7551
32	Samba	1971	0	0	1	20	0	2	1	1	1	0	2	1	0	5890
		1981	0	0	1	20	0	2	3	9	2	1	2	1	1	7960
33	Jammu Cantt.	1971	0	1	0	0	0	2	2	4	1	1	0	1	0	6299
		1981	0	0	0	0	0	1	5	6	1	0	0	0	0	8624
34	Vijaypore	1971	0	0	0	0	0	0	0	0	0	0	0	0	0	0
		1981	0	1	0	0	0	1	2	1	0	0	2	0	1	2731
35	BriBrahamana	1971	0	0	0	0	0	0	0	0	0	0	0	0	0	0
		1981	0	0	0	0	0	2	1	2	0	0	2	0	0	16099
36	Ranbirsinghpora	1971	0	0	1	20	0	2	0	4	1	0	2	2	0	6496
		1981	0	0	1	12	0	2	4	4	1	1	3	2	0	10481

1	2	3	4	5	6	7	8	9	10	11	12	13	14	15	16	17
	SRINAGAR															
37	Ganderbal	1971	0	0	0	0	4	0	0	0	0	0	0	0	0	0
		1981	1	0	0	10	0	1	2	7	0	0	3	1	0	9143
38	BadamibaghCantt.	1971	1	1	0	20	0	1	2	1	1	1	0	0	0	7982
		1981	2	0	0	150	0	2	2	2	1	2	0	0	0	11227
	ANANTNAG															
39	Pahalgam	1971	0	0	0	8	0	1	0	1	0	1	1	1	2	2335
		1981	0	1-A	0	5	0	1	1	2	0	1	1	1	2	2626
40	Kukernag	1971	0	1	0	0	0	1	0	5	0	0	0	1	0	1723
		1981	0	1-A	0	0	0	1	1	6	0	0	0	1	2	2249
41	Achabal	1971	0	0	0	0	0	0	0	0	0	0	0	0	0	0
		1981	0	0	1	10	0	2	1	2	0	0	2	2	2	3649
42	Mattan	1971	0	1	0	0	0	2	1	2	0	0	0	1	0	4771
		1981	0	0	1	10	0	2	3	5	0	0	2	0	1	6804
43	Kulgam	1971	0	0	1	10	0	3	2	1	0	1	2	1	1	6369
		1981	0	0	1	10	0	2	4	8	0	1	3	2	2	8202
44	Qazigund	1971	0	0	0	0	0	0	0	0	0	0	0	0	0	0
		1981	0	0	1	10	0	2	2	2	0	1	2	0	0	1987
45	Bijbehara	1971	0	0	1	10	0	1	3	4	0	0	0	1	0	8510
		1981	0	0	1	10	0	3	3	12	0	2	3	2	1	10791
	PULWAMA															
46	Tral	1971	0	0	1	10	0	2	1	1	0	0	1	1	0	6465
		1981	0	0	1	10	0	2	4	5	0	1	3	1	0	8062
47	Supiyan	1971	0	0	1	10	0	2	2	9	0	1	3	1	1	7836
		1981	1	0	0	30	0	2	3	10	0	2	0	1	1	9653
48	Pampore	1971	0	0	1	10	0	2	0	7	0	0	0	1	0	8582
		1981	0	0	1	10	0	2	5	13	0	1	2	1	0	10833

1	2	3	4	5	6	7	8	9	10	11	12	13	14	15	16	17
49	Pulwama	1971	0	0	0	0	0	0	0	0	0	0	0	0	0	0
		1981	0	0	1	10	7	2	3	12	0	1	3	0	2	7731
	BADGAM															
50	Chararisharief	1971	0	0	0	0	0	0	0	0	0	0	0	0	0	0
		1981	0	0	1	10	1	2	1	4	0	0	0	0	1	6935
	KUPWARA															
51	kupwara	1971	0	0	0	0	0	0	0	0	0	0	0	0	0	0
		1981	0	0	1	10	2	2	2	5	0	1	2	0	0	3072
52	Handwara	1371	0	0	1	10	0	2	1	6	0	0	3	1	0	5025
		1981	0	0	1	10	0	2	3	6	0	0	3	1	0	6616
	KARGIL															
53	Kargil	1971	1	0	0	20	0	2	0	2	1	1	1	0	0	2390
		1981	2	5	0	109	0	2	3	6	0	1	2	0	0	3527

Appendix Table-7: Availability of Medical,Educational,Recreational,Banking Fecilities and Credit Societies in the Small Towns,1971 and 1981

STATE/ DISTT./TOWN		Census Year	Medical				Educational				Recreational		Banks & Cr Soc			Popu-lation
			Hosp./NH	Disp.	PHC/HC	No.of Beds	College	SS/HSS/ Mt	JS/MD School	Primary School	Cinema	Pbl Lib/ RR	Banks	Ag Cr Soc	Non Ag Cr Soc	
1	2	3	4	5	6	7	8	9	10	11	12	13	14	15	16	17
KARNATAKA																
	KODAGU															
1	Sutikoppa	1971	1	3	0	16	0	0	2	1	1	1	2	1	0	1499
		1981	0	0	1	20	0	0	2	3	1	1	2	1	0	2166
2	Madikeri	1971	2	1	0	422	1	3	3	1	1	2	7	2	10	19357
		1981	3	2	0	498	2	5	6	7	2	2	17	5	20	24724
3	Somvarpet	1971	1	1	0	140	0	1	1	2	0	2	5	1	0	6281
		1981	1	0	0	120	0	3	2	2	0	1	4	2	4	6936
4	Virajpet	1971	1	0	0	293	0	3	2	3	2	0	4	2	1	9782
		1981	1	0	0	230	0	4	3	6	1	1	8	3	8	11676
5	Ponnampet	1971	0	0	0	57	0	1	1	1	0	0	1	1	1	3265
		1981	1	0	0	25	0	2	1	4	0	1	1	2	3	4367
6	Kushalnagar	1971	1	0	1	20	0	1	1	2	0	0	2	1	0	5000
		1981	1	1	0	20	0	2	2	3	1	1	3	4	2	6936
7	Kudmanglur	1971	0	0	0	0	0	0	0	0	0	0	0	0	0	0
		1981	0	1	0	6	0	0	1	2	0	0	2	1	1	4522
8	Kodlipet	1971	1	0	0	18	0	1	1	1	0	0	2	1	0	2059
		1981	1	0	0	15	0	2	1	2	0	1	7	2	1	2254
9	Sanivarsante	1971	1	0	0	30	0	1	1	1	0	1	2	1	0	2003
		1981	1	0	0	30	0	2	2	3	0	1	7	2	1	2691
10	Gonikoppal	1971	1	8	0	40	0	0	1	2	0	0	2	2	0	2757
		1981	1	0	0	40	1	2	2	4	2	1	3	3	2	5391
11	Chitgoppa	1971	1	0	0	12	0	1	2	1	1	1	1	1	2	13413
		1981	0	1	0	12	0	3	4	5	1	2	3	1	3	16635

1	2	3	4	5	6	7	8	9	10	11	12	13	14	15	16	17
12	Bhalki	1971	1	0	0	10	1	2	4	5	1	0	3	1	1	13099
		1981	1	0	0	10	1	5	5	10	1	2	4	3	7	18827
13	Homnabad	1971	1	8	0	10	0	1	3	0	1	2	3	3	8	16357
		1981	1	0	0	30	1	4	4	6	1	2	2	5	7	21629
14	Aurada	1971	0	0	0	0	0	0	0	0	0	0	0	0	0	0
		1981	1	0	0	10	0	2	4	8	0	1	2	3	5	7971
15	Nagamangala	1971	0	0	1	10	0	2	4	3	1	1	4	2	8	8583
		1981	0	0	1	12	0	3	5	9	1	3	3	2	2	11084
16	Belluru	1971	0	0	1	0	0	1	3	3	0	1	1	1	2	4323
		1981	0	0	1	12	0	1	3	4	0	1	2	1	0	5436
17	Belaravadi	1971	0	0	1	0	0	1	1	2	0	1	2	1	2	5537
		1981	0	0	1	10	0	1	1	3	0	1	2	1	1	6396
18	Maddur	1971	1	0	0	16	0	2	3	4	0	0	3	3	5	12089
		1981	0	0	1	22	1	4	6	7	1	1	3	4	5	17402
19	Shrirangapattana	1971	1	1	0	8	0	1	4	7	0	1	3	2	2	14100
		1981	0	0	1	6	0	2	5	11	1	1	4	2	5	18137
20	Krishnarajpet	1971	0	0	1	8	0	1	2	4	0	1	4	1	2	9631
		1981	0	0	1	15	0	3	4	7	1	1	3	3	11	12800
21	Melukote	1971	0	1	0	0	1	1	2	2	0	1	0	0	5	2730
		1981	0	0	1	6	0	1	2	2	0	0	1	1	4	2958
22	Pandavapura	1971	0	0	1	61	0	1	4	1	1	1	2	4	2	10656
		1981	0	0	1	25	0	4	5	7	2	1	4	2	0	14164
23	Malvalli	1971	1	0	0	10	1	2	4	6	0	1	4	1	3	19007
		1981	0	0	1	36	1	3	6	16	1	1	3	3	4	25114
24	Hongahalli	1971	0	0	0	0	0	0	0	0	0	0	0	0	0	0
		1981	0	1	0	4	0	1	1	2	0	1	1	0	0	6247

1	2	3	4	5	6	7	8	9	10	11	12	13	14	15	16	17
	BELLARY															
25	Tekkalakote	1971	0	0	1	0	0	1	2	6	1	1	2	5	2	10929
		1981	0	0	1	0	0	1	4	5	0	1	2	1	1	14754
26	Amaravati	1971	0	0	0	0	0	0	1	0	0	1	0	1	1	10972
		1981	1	1	0	20	0	1	3	7	0	1	0	1	1	18490
27	Hadagalli	1971	1	0	0	23	1	2	3	3	1	1	4	1	3	10455
		1981	1	0	0	18	0	3	5	9	1	1	3	1	4	13724
28	Kamalapuram	1971	0	1	0	0	0	1	4	6	1	1	2	1	0	13879
		1981	0	0	1	4	0	1	4	6	1	1	3	2	1	17474
29	Kotturu	1971	0	0	1	4	1	2	2	0	1	1	3	1	6	12873
		1981	0	1-A	1	6	0	3	6	10	1	1	3	2	4	15445
30	Sandur	1971	0	0	0	0	0	0	0	0	0	0	0	0	0	0
		1981	1	0	0	30	1	5	2	6	1	1	4	2	1	17696
31	Harpanahalli	1971	1	0	0	14	0	2	10	1	2	1	3	4	3	19694
		1981	0	0	1	18	2	6	8	13	1	2	3	2	4	27306
32	Kampli	1971	0	0	0	12	0	1	1	2	2	1	3	3	1	19917
		1981	0	0	1	19	0	3	6	12	1	2	6	2	4	27110
33	Kudlihi	1971	0	0	0	0	0	0	0	0	0	0	0	0	0	0
		1981	1	0	0	24	1	3	6	14	1	2	0	0	0	13981
34	Siruhguppa	1971	0	0	1	14	0	1	2	6	2	2	4	7	1	14897
		1981	0	0	1	24	0	2	7	11	3	1	4	4	8	23350
35	Donimalaitownship	1971	0	0	0	0	0	0	0	0	0	0	0	0	0	0
		1981	1	0	0	30	0	1	1	2	0	5	1	0	1	4366
36	Someshwar	1971	0	1	0	0	0	2	2	2	0	1	0	0	1	8213
		1981	0	0	1	0	0	2	4	5	0	2	0	0	1	11031
37	Gangoli	1971	1	0	0	6	0	2	3	4	1	1	3	1	1	9377
		1981	0	0	1	8	0	3	6	7	0	2	2	1	4	11957

1	2	3	4	5	6	7	8	9	10	11	12	13	14	15	16	17
38	Malpe	1971	0	8	0	6	0	1	2	6	0	3	2	1	5	13667
		1981	0	1	1	10	0	1	7	7	0	6	2	0	4	17985
39	Mulki	1971	1	0	0	36	2	2	4	4	1	3	3	1	5	11525
		1981	1	0	0	44	1	4	5	7	0	1	3	2	6	12096
40	Padavu	1971	0	1	0	0	0	1	1	1	0	1	1	0	0	13486
		1981	0	1	0	0	0	1	2	3	0	2	1	1	0	18618
41	Karkal	1971	1	0	0	89	1	3	6	5	1	1	7	2	0	18593
		1981	1	0	0	100	1	6	9	16	1	1	7	4	19	20713
42	Puttur	1971	1	0	0	64	0	3	3	5	1	1	8	1	1	17483
		1981	1	0	0	64	2	6	10	11	2	1	8	4	21	20103
43	Ullal	1971	0	0	1	6	0	1	3	4	0	1	2	1	1	19322
		1981	0	0	1	6	0	2	11	12	0	1	2	0	1	25506
44	Tonsewest	1971	0	1	0	0	0	1	3	6	0	2	1	1	1	7331
		1981	0	1	1	8	0	3	3	5	0	2	0	0	1	6306
45	Beltangadi	1971	0	0	0	0	0	0	0	0	0	0	0	0	0	0
		1981	0	0	1	6	0	3	2	3	1	1	4	5	8	5666
46	Bainduru	1971	0	0	0	0	0	0	0	0	0	0	0	0	0	0
		1981	0	0	1	15	0	3	6	8	0	1	2	1	6	14071
47	Badagabettu	1971	0	0	0	0	0	0	0	0	0	0	0	0	0	0
		1981	0	0	1	16	0	0	2	2	0	1	0	1	0	8333
48	Alpe	1971	0	0	0	0	0	0	0	0	0	0	0	0	0	0
		1981	0	0	0	0	0	0	1	2	0	2	0	0	0	7032
49	Derebail	1971	0	0	0	0	0	0	2	2	0	3	0	1	1	8224
		1981	0	0	0	0	0	0	4	4	0	0	1	0	1	10220
50	Sulya	1971	0	0	0	0	0	0	0	0	0	0	0	0	0	0
		1981	0	0	1	6	1	3	4	7	1	1	5	4	6	10394

1	2	3	4	5	6	7	8	9	10	11	12	13	14	15	16	17
51	Saligram	1971	0	0	0	0	0	0	0	0	0	0	0	0	0	0
		1961	0	0	1	0	0	0	7	7	0	1	1	0	2	13228
52	Newmangaloreport	1971	0	0	0	0	0	0	0	0	0	0	0	0	0	0
		1961	0	0	1	10	0	2	2	3	0	2	1	0	9	6945
53	Peramunnuru	1971	0	0	0	0	0	0	0	0	0	0	0	0	0	0
		1961	0	0	0	0	0	1	2	3	1	0	0	0	0	7469
54	Mudbidri	1971	0	0	0	0	0	0	0	0	0	0	0	0	0	0
		1961	0	0	1	6	1	6	7	7	0	3	5	1	6	13575
55	Kotekara	1971	0	0	0	0	0	0	0	0	0	0	0	0	0	0
		1961	0	0	0	0	0	0	2	3	0	1	1	1	3	7289
56	Kankanadi	1971	0	3	0	0	0	0	1	1	0	1	0	1	0	8916
		1961	0	0	0	0	0	1	3	5	0	1	2	0	2	11520
57	Kavuru	1971	0	0	0	0	0	0	0	0	0	0	0	0	0	0
		1961	0	0	0	0	0	1	2	2	0	0	1	1	1	6747
58	Benaver	1971	0	1	0	0	0	1	2	2	0	0	1	1	0	4404
		1961	0	0	1	2	0	2	3	3	0	1	1	1	2	6601
59	Alur	1971	0	0	1	6	0	1	2	4	0	1	1	2	1	3720
		1961	0	0	1	16	1	1	2	3	0	1	2	3	4	4177
60	Channarayapatna	1971	1	0	0	25	0	2	3	4	1	1	3	4	4	10293
		1961	0	0	1	26	0	4	6	6	1	2	3	4	13	16297

1	2	3	4	5	6	7	8	9	10	11	12	13	14	15	16	17
61	Arkalgud	1971	1	1	0	15	0	1	4	16	1	0	4	1	4	8728
		1981	0	0	1	26	0	2	5	10	1	2	5	4	11	11089
62	Shravanbelgola	1971	0	0	1	20	1	1	1	3	0	1	1	1	3	3627
		1981	0	0	1	20	0	2	2	3	0	2	1	1	4	5441
63	Belur	1971	0	0	1	10	0	1	3	3	0	2	3	34	4	10479
		1981	0	0	1	26	0	3	3	9	1	1	3	3	12	13590
64	Sukleshpur	1971	1	0	0	120	0	1	3	3	2	1	4	2	1	11154
		1981	1	1	0	118	0	2	6	6	4	1	5	3	10	12025
65	Holenarstpur	1971	1	0	0	24	0	2	4	8	1	1	4	2	2	15993
		1981	1	0	0	50	0	5	5	10	2	3	4	3	15	20219
66	Konavur	1971	1	0	0	16	1	2	2	3	1	0	1	1	3	5533
		1981	0	0	1	18	1	3	3	5	1	0	1	1	4	6931
67	Gopur	1971	0	0	0	0	0	0	0	0	0	0	0	0	0	0
		1981	0	0	1	4	0	1	2	4	0	0	1	1	2	5237
	BIJAPUR															
68	Mahalingpur	1971	1	0	0	11	0	1	4	0	1	2	3	1	0	12635
		1981	0	0	1	20	0	2	4	4	0	2	4	1	4	17809
69	Kerur	1971	0	0	1	6	0	1	3	1	0	1	1	1	4	10820
		1981	0	0	1	10	0	1	3	4	0	2	3	1	3	13196
70	Badami	1971	1	0	0	22	0	1	4	2	0	1	6	3	4	11651
		1981	0	0	1	12	0	2	3	5	1	1	5	3	3	15023
71	Terdal	1971	0	0	1	10	0	2	1	4	1	1	3	3	6	15337
		1981	0	0	1	6	0	3	5	4	1	1	4	1	3	19083
72	Talikota	1971	1	0	1	18	0	2	1	4	1	1	3	3	4	14537
		1981	0	0	1	10	1	3	5	5	1	1	6	1	3	18336

1	2	3	4	5	6	7	8	9	10	11	12	13	14	15	16	17
73	BasavanaBagevadi	1971	1	0	0	10	0	1	4	9	0	1	5	4	4	14002
		1981	0	0	1	10	0	2	8	10	1	2	5	2	7	18872
74	Muddebihal	1971	1	0	0	35	1	3	4	0	0	1	6	2	8	10422
		1981	0	0	1	10	1	4	5	5	0	1	5	4	3	14962
75	Sindgi	1971	1	0	0	38	0	1	4	0	0	1	4	1	7	10178
		1981	0	0	1	12	1	4	7	8	1	2	4	3	13	15811
76	Indi	1971	0	0	1	11	0	2	4	6	0	1	3	5	3	13745
		1981	0	0	1	14	0	3	5	11	1	1	3	3	9	17767
77	Hungund	1971	1	0	0	6	2	1	5	0	0	1	4	3	1	12683
		1981	0	1	1	30	1	2	4	7	0	1	5	4	7	14550
78	Mudhal	1971	1	0	0	48	0	2	6	0	1	1	6	2	4	15619
		1981	1	0	0	24	0	3	8	8	2	1	5	2	7	21356
79	Kamatgi	1971	0	0	0	0	0	0	0	0	0	0	0	0	0	0
		1981	0	0	1	0	0	1	3	5	0	0	1	1	1	11080
80	Belgi	1971	0	0	0	0	0	0	0	0	0	0	0	0	0	0
		1981	0	0	1	10	0	1	1	3	0	0	2	2	4	10047
81	BELGAUM Gokakfaus	1971	1	0	0	18	0	0	0	2	1	0	1	0	1	9861
		1981	0	1	0	0	0	1	1	1	0	1	1	0	2	11587
82	mudalgi	1971	0	0	1	8	0	1	4	1	0	2	2	3	5	10557
		1981	0	0	1	6	0	1	3	3	0	1	3	1	0	17812
83	Kudachi	1971	0	0	0	10	0	1	5	0	0	1	2	3	5	14085
		1981	0	0	0	0	0	1	4	5	0	2	2	3	3	18491
84	Bailhongal	1971	0	1	0	60	1	3	3	3	1	1	7	2	10	19440
		1981	0	1	0	13	1	4	7	9	2	1	6	3	8	26465
85	Raybag	1971	1	0	0	20	0	1	6	0	0	1	4	2	6	12241
		1981	0	1-A	1	6	1	3	5	10	1	1	3	1	3	9635

1	2	3	4	5	6	7	8	9	10	11	12	13	14	15	16	17
86	Londa	1971	0	0	0	0	0	1	3	1	0	0	1	1	0	4506
		1981	0	0	1	0	0	1	3	3	0	0	2	1	0	5932
87	Sadalgi	1971	0	0	1	6	0	1	4	0	0	1	3	2	3	12506
		1981	0	0	1	6	0	1	6	7	1	2	3	2	1	13911
88	Hukeri	1971	1	0	1	24	0	1	4	0	0	1	2	2	4	12463
		1981	0	0	0	6	0	3	5	5	0	1	5	1	6	15545
89	Khanpur	1971	1	0	1	10	0	3	6	1	1	1	4	1	1	10193
		1981	0	0	0	12	0	5	3	6	1	0	4	1	2	12513
90	Konnur	1971	0	0	1	0	0	1	4	3	0	1	0	4	1	15817
		1981	0	0	0	0	0	1	5	9	0	1	1	1	1	20252
91	Saundattiyellamma	1971	1	0	0	50	0	1	4	0	1	1	5	4	11	16011
		1981	1	0	0	50	1	3	6	5	0	0	7	6	6	26404
92	Ramdurg	1971	2	0	0	131	1	2	8	1	1	1	3	11	0	19697
		1981	0	1	0	16	1	5	8	9	2	1	7	2	3	27555
93	Sankeshwar	1971	1	0	0	182	1	2	6	6	2	3	6	3	3	18950
		1981	1	1	0	44	1	6	8	8	2	1	7	2	5	24018
94	Chikodi	1971	1	0	0	43	1	3	6	1	2	1	6	1	14	18338
		1981	0	0	1	6	1	5	6	7	2	1	8	2	12	22789
95	Sambore	1971	0	0	0	0	0	0	0	0	0	0	0	0	0	0
		1981	0	0	1	0	0	2	2	2	0	0	2	0	0	6309
	BANGALORE															
96	Nelamangala	1971	0	0	1	15	0	2	3	7	0	1	3	2	5	8781
		1981	0	0	1	21	0	3	4	8	1	1	4	3	23	12574
97	Magadi	1971	0	1	1	26	0	2	4	8	0	3	3	1	4	13349
		1981	0	0	1	25	0	2	6	9	1	7	3	3	22	17623
98	Devanhalli	1971	1	0	0	21	0	2	3	4	0	1	2	3	0	11978
		1981	0	0	1	8	0	2	5	6	1	2	3	3	16	15192

1	2	3	4	5	6	7	8	9	10	11	12	13	14	15	16	17
99	Magadi	1971	1	1	0	108	0	2	9	0	1	4	1	0	0	15164
		1981	1	0	0	168	0	2	8	8	1	3	2	0	2	15718
100	Hoskote	1971	1	1	0	20	0	1	3	6	1	1	2	1	5	12163
		1981	0	1	1	26	0	3	4	7	0	2	5	3	14	17538
101	H.M.T.township	1971	1	3	1	45	0	1	0	0	1	0	2	0	2	11154
		1981	1	1	0	53	0	1	1	2	1	2	1	0	2	9660
102	Anekal	1971	0	0	1	10	0	2	4	9	1	1	2	1	10	12629
		1981	0	0	1	16	0	4	5	13	2	2	3	6	25	19267
103	Jalahalli	1971	0	0	0	0	0	0	1	0	0	1	0	1	0	12533
		1981	1	0	0	0	0	0	1	1	0	0	5	0	4	8102
104	Vijayapur	1971	1	0	0	16	0	1	1	6	1	1	1	1	0	11550
		1981	0	0	1	16	0	1	3	6	1	2	2	1	6	17212
105	Kalagondahalli	1971	0	0	1	8	0	0	5	0	0	1	1	0	1	5768
		1981	0	0	1	8	0	0	2	3	0	0	1	0	0	15443
106	Devarajiyanahalli	1971	0	0	0	0	0	0	2	6	0	1	1	1	1	17734
		1981	0	0	0	0	0	4	5	7	1	0	1	0	7	37285
107	I.T.I.Notified	1971	1	0	1	110	0	1	0	0	0	0	1	0	2	9875
	Area	1981	1	0	0	200	0	3	4	4	0	2	1	0	2	28303
108	Lingarajapura	1971	0	0	0	0	0	0	0	0	0	0	1	0	0	0
		1981	0	0	0	0	0	0	3	4	0	0	0	0	1	8561
109	Krishnarajapura	1971	0	0	0	0	0	0	0	0	0	0	1	0	0	0
		1981	0	1	1	12	0	0	1	2	0	0	0	0	3	18182
110	Kengeri	1971	0	0	0	0	0	0	0	0	0	0	1	0	0	0
		1981	0	1	1	5	0	2	2	3	0	0	0	5	0	12950
111	Baiyyappanahalli	1971	0	0	0	0	0	0	0	0	0	0	1	0	0	0
		1981	0	0	0	0	0	0	0	1	0	0	0	0	0	19955
112	Kadenahalli	1971	0	0	0	0	0	0	0	0	0	0	0	0	0	0
		1981	0	0	0	0	0	0	2	5	0	0	0	0	0	10515

1	2	3	4	5	6	7	8	9	10	11	12	13	14	15	16	17
113	Yelahanka	1971	0	1	0	8	0	1	3	2	0	1	1	1	2	10429
		1981	0	1	1	16	0	1	4	6	0	0	3	1	8	23695
114	H.M.T.Watch	1971	0	0	0	0	0	0	0	0	0	2	0	0	0	0
	Township	1981	0	1	0	0	0	0	0	0	0	0	1	0	1	2351
115	B.E.L.Township	1971	1	1	0	16	0	1	0	1	0	5	1	0	2	6825
		1981	1	0	0	24	0	1	2	2	0	0	1	0	6	20218
116	Hebbal	1971	0	0	0	0	0	0	0	0	0	0	0	0	0	0
		1981	1	0	0	84	0	0	2	5	0	0	1	0	14	13170
	RAICHUR															
117	YelBarga	1971	0	0	0	0	0	0	0	0	0	0	0	0	0	0
		1981	0	0	1	4	0	2	2	2	0	0	2	3	0	7551
118	Manvi	1971	1	0	0	6	0	1	3	2	2	0	3	1	0	13909
		1981	0	0	1	12	0	2	5	6	2	1	4	2	1	21345
119	Sindhnur	1971	1	0	0	8	1	1	2	3	0	1	3	4	2	14317
		1981	0	0	1	8	1	4	7	10	1	2	6	4	1	25675
120	HattiGoldmines	1971	0	0	0	0	0	0	0	0	0	0	0	0	0	0
		1981	1	0	0	50	0	1	2	4	0	2	1	0	1	9962
121	Devadurga	1971	1	0	0	22	0	1	1	4	1	1	2	2	2	9674
		1981	0	0	1	24	0	3	3	3	0	1	3	3	3	11935
122	Lingsugur	1971	1	0	0	10	0	1	4	1	1	0	3	4	1	12327
		1981	1	0	0	30	0	3	4	6	1	2	3	1	4	16878
123	Munirabad	1971	1	0	0	25	0	1	1	0	0	0	0	0	0	5942
	ProjectArea	1981	1	2	0	25	0	1	1	1	0	1	4	0	0	7471
124	Kushtagi	1971	1	0	0	6	0	1	2	4	1	0	2	3	4	9048
		1981	0	0	1	18	0	2	3	6	0	0	3	1	4	11781
125	Mudgal	1971	0	0	1	6	0	1	1	5	1	1	1	1	1	10499
		1981	0	0	1	6	0	1	1	2	1	1	2	1	0	11458

1	2	3	4	5	6	7	8	9	10	11	12	13	14	15	16	17
	DHARWAD															
126	Kundgol	1971	1	0	0	6	0	2	2	6	0	1	2	1	1	11184
		1981	0	0	1	6	0	2	4	4	0	1	3	3	6	14325
127	Byadgi	1971	1	0	0	28	0	2	1	1	2	2	4	1	16	14345
		1981	0	1	0	28	0	3	7	7	2	6	4	4	11	17935
128	Hangal	1971	1	0	0	6	0	3	5	2	1	1	5	1	1	13826
		1981	0	0	1	6	0	4	6	8	1	1	5	1	8	17089
129	Alanavar	1971	0	0	1	6	0	1	6	0	1	1	3	2	5	10373
		1981	0	0	1	6	0	2	4	5	1	1	3	2	2	13026
130	Annigeri	1971	0	1	0	0	0	2	4	0	1	1	2	3	4	14681
		1981	0	0	1	0	0	3	6	7	1	1	4	5	4	18614
131	Navalgund	1971	1	0	0	18	0	1	0	6	1	1	5	2	2	11985
		1981	0	1	0	0	1	3	5	8	1	1	6	3	15	15758
132	Naregal	1971	1	0	0	10	1	1	4	4	1	3	2	2	2	12707
		1981	0	0	1	0	1	3	3	3	0	2	2	2	6	14183
133	Ron	1971	1	0	0	6	0	3	4	4	1	2	2	3	3	13097
		1981	0	0	1	6	0	2	4	4	1	1	5	3	4	16363
134	Shiggaon	1971	0	0	1	8	0	1	4	1	1	1	3	1	1	11914
		1981	0	0	1	6	0	1	4	5	0	1	2	2	2	14985
135	Gajendragarh	1971	1	1	0	10	0	1	3	5	1	1	3	2	3	1500
		1981	0	0	1	0	0	1	7	8	1	2	3	2	7	20220
136	Mulgund	1971	0	0	0	0	0	0	0	0	0	0	0	0	0	0
		1981	0	0	1	6	0	1	3	5	0	1	4	1	3	14835
137	Mundargi	1971	0	0	0	0	0	0	0	0	0	0	0	0	0	0
		1981	0	0	1	4	0	3	4	5	0	1	4	4	10	13617
138	Nargund	1971	1	0	0	16	0	0	3	1	1	1	7	4	10	17338
		1981	0	1	0	16	1	3	5	7	1	1	7	5	11	23531

1	2	3	4	5	6	7	8	9	10	11	12	13	14	15	16	17
139	Kaighati	1971	0	0	0	0	0	0	0	0	0	0	0	0	0	0
		1981	0	0	1	6	0	2	3	4	1	1	3	4	5	11035
140	Savanur	1971	1	0	0	24	0	1	4	1	1	0	3	2	3	18302
		1981	1	0	0	24	0	3	5	7	1	0	4	3	6	25053
141	Hirekerur	1971	0	0	0	0	0	0	0	0	0	0	0	0	0	0
		1981	0	0	1	16	0	3	4	4	0	0	2	3	7	10270
142	Shirhatti	1971	1	0	0	14	0	1	3	4	1	1	2	1	6	9278
		1981	0	0	1	6	0	1	5	6	1	1	5	2	9	13307
	CHITRADURG															
143	Molakalmuru	1971	0	0	1	6	0	1	3	3	1	1	2	1	3	6347
		1981	0	0	1	34	0	2	3	4	1	1	2	2	1	7441
144	Mayakonda	1971	0	0	0	0	0	1	1	3	0	1	0	0	0	3897
		1981	0	0	1	0	0	2	1	4	0	0	1	1	0	4642
145	Hiriyur	1971	0	0	1	16	0	2	5	6	2	1	1	1	3	17368
		1981	0	0	1	48	0	3	7	12	2	2	8	2	4	25151
146	Holalkere	1971	0	0	1	8	0	2	4	4	1	2	4	1	2	7776
		1981	0	0	1	30	0	2	4	11	0	1	4	1	2	9609
147	Hosdurga	1971	0	0	1	24	0	1	2	3	1	1	3	1	2	8753
		1981	0	0	1	30	0	3	3	3	1	1	4	1	2	12380
148	Jagalur	1971	0	0	1	24	0	1	4	4	1	1	2	1	3	7573
		1981	0	0	1	48	0	3	3	6	1	1	2	1	5	9742
149	Challakere	1971	1	2	0	28	1	2	2	5	2	1	1	4	3	16913
		1981	0	A-1	1	34	5	3	5	5	3	2	5	1	3	25043
	SHIMOGA															
150	Sorab	1971	0	0	1	6	0	1	4	2	1	1	3	2	2	5439
		1981	0	0	1	18	0	3	3	3	1	1	4	2	2	6686
151	Siralkoppa	1971	1	0	0	6	0	2	3	3	1	1	1	2	1	9262
		1981	0	0	1	16	0	3	3	4	1	2	3	3	1	10518

1	2	3	4	5	6	7	8	9	10	11	12	13	14	15	16	17
152	Nyamati	1971	0	1	0	6	0	1	2	3	2	2	2	1	2	6531
		1981	0	0	1	6	0	3	2	4	1	2	3	1	2	7669
153	Hosanagara	1971	0	0	1	6	0	1	2	2	1	1	4	1	0	3841
		1981	0	0	1	30	0	2	2	2	0	1	4	1	1	4561
154	Channagiri	1971	1	0	0	13	0	2	3	3	1	0	2	3	2	9655
		1981	0	0	1	49	0	3	4	4	0	1	3	2	3	11869
155	Tirthahalli	1971	1	0	0	50	1	2	4	7	1	1	5	2	4	10645
		1981	1	0	0	58	1	3	7	9	0	1	5	3	4	12174
156	Kumsi	1971	0	0	1	0	0	1	2	4	0	1	0	0	1	4680
		1981	0	0	1	0	0	1	3	4	0	1	1	1	1	4963
157	Honnali	1971	0	0	1	5	0	1	4	1	1	1	2	1	3	8413
		1981	0	0	1	6	0	2	2	4	0	1	4	2	1	10942
158	Shikarpur	1971	1	0	0	44	0	0	3	12	1	1	3	2	5	17207
		1981	0	0	1	28	1	4	9	11	2	1	5	2	2	22485
159	Jogfalls	1971	0	0	0	0	0	0	0	0	0	0	0	0	0	0
		1981	1	2	0	56	0	2	4	5	0	2	1	0	2	16276
160	Piriyapatan	1971	0	0	1	9	0	1	2	4	1	1	2	3	1	7411
		1981	0	0	1	30	0	3	3	5	1	1	2	5	9	10039
161	Heggadadevankote	1971	1	0	0	5	0	1	1	2	0	1	1	1	0	4392
		1981	0	0	1	6	0	2	3	4	0	0	2	5	7	6153
162	Gundlupet	1971	0	0	1	12	0	1	2	3	2	1	3	1	0	14742
		1981	0	0	1	30	0	2	5	10	1	1	3	3	9	19965
163	Krishnarajanagura	1971	1	0	0	110	0	2	4	3	1	2	2	2	6	15352
	ra	1981	1	0	0	42	1	5	7	10	1	1	3	3	11	18860
164	Bannur	1971	1	0	1	27	0	1	2	6	1	1	1	2	1	11643
		1981	0	0	1	9	0	2	4	6	2	1	3	1	6	15108
165	Hunsur	1971	1	0	1	12	0	2	6	6	1	4	3	3	6	19996
		1981	0	0	1	30	1	4	10	15	2	3	7	4	14	27727

1	2	3	4	5	6	7	8	9	10	11	12	13	14	15	16	17
166	Tirumakudalanarsip	1971	1	1	0	8	0	0	2	4	2	1	3	1	1	6820
	sipur	1981	0	1	1	6	1	3	3	4	2	1	4	3	18	8910
167	Yelandur	1971	0	0	1	10	0	1	1	6	0	1	1	4	1	5132
		1981	0	0	1	6	0	1	2	6	1	1	3	3	10	6710
168	Sargur	1971	0	0	1	0	0	1	2	3	0	1	2	1	4	5587
		1981	0	0	1	12	0	2	2	3	0	2	2	1	5	7544
	CHIKMAGLUR															
169	Narasimharajpur	1971	0	0	1	11	0	1	3	6	1	1	1	2	1	5911
		1981	0	0	1	6	0	2	2	4	0	0	2	4	3	6102
170	Sringeri	1971	0	0	1	8	1	1	2	3	1	1	2	3	3	3739
		1981	0	0	1	8	1	3	2	3	0	1	5	3	4	4272
171	Sringeri	1971	0	0	1	6	0	2	4	4	1	1	4	3	3	4238
		1981	0	0	1	10	0	3	3	5	1	1	5	4	5	4759
172	Ajjampur	1971	0	0	0	14	0	2	3	4	1	1	1	1	1	6716
		1981	0	0	1	14	0	3	3	5	0	0	3	1	1	7693
173	Mudigere	1971	0	1	0	0	0	2	4	4	0	1	2	3	2	4960
		1981	0	0	0	56	0	3	4	5	1	1	5	5	8	7063
174	Kadur	1971	0	0	0	16	1	1	3	7	1	1	4	2	3	13675
		1981	0	0	0	37	0	3	5	12	3	2	4	4	8	19406
175	Birur	1971	0	0	0	57	1	3	3	7	1	1	1	1	8	14158
		1981	0	0	0	50	1	4	6	9	1	1	2	6	5	18081
176	Kudremukhmines	1971	0	0	0	0	0	0	0	0	0	0	0	0	0	0
	Areas	1981	1	0	0	50	0	1	2	4	0	0	3	0	1	7972
	TUMKUR															
177	Pavagada	1971	1	0	0	6	0	2	3	1	0	0	3	1	3	9004
		1981	0	0	1	30	0	3	3	5	0	0	3	4	13	14435
178	Adityapatna	1971	1	0	0	5	0	0	1	2	1	2	0	0	0	1577
		1981	1	0	0	10	0	2	1	1	0	1	1	0	3	3044

1	2	3	4	5	6	7	8	9	10	11	12	13	14	15	16	17
179	Kunigal	1971	1	0	1	18	0	3	4	6	1	1	3	3	7	13437
		1981	0	0	1	19	0	4	5	8	1	1	4	2	14	18076
180	Madhugiri	1971	0	1	0	18	0	2	5	9	2	2	2	2	2	14117
		1981	0	0	1	16	1	4	6	11	2	1	4	3	12	18082
181	Chiknayakanhalli	1971	0	0	1	10	0	2	5	7	2	1	2	2	8	13081
		1981	0	0	1	26	0	2	4	8	1	1	4	3	19	15596
182	Gubbi	1971	1	0	1	16	0	2	3	4	1	1	2	2	4	9537
		1981	0	0	1	15	0	2	4	5	1	1	2	3	5	11667
183	Sira	1971	1	0	0	20	1	2	4	10	2	1	3	0	7	18299
		1981	0	0	1	16	1	5	7	13	2	0	4	2	13	27665
184	Turuvekere	1971	0	0	1	28	0	2	2	4	1	1	1	3	5	6536
		1981	0	0	1	16	0	3	4	6	1	1	3	2	8	8968
185	Y.N.Hosakote	1971	0	1	0	2	0	1	3	2	0	0	0	1	0	6177
		1981	0	0	0	4	0	1	3	5	0	0	2	1	4	7508
186	Koratagere	1971	1	0	0	9	0	1	3	4	0	0	3	1	4	5794
		1981	0	0	1	24	0	2	3	5	0	0	4	3	8	8085
	UTTARKANNAD															
187	Haliyal	1971	0	1	0	12	0	1	7	1	1	1	5	2	8	12163
		1981	0	1	0	12	0	2	12	12	1	1	6	4	22	15655
188	Honavar	1971	0	1	0	24	1	4	6	3	1	1	6	0	0	12444
		1981	1	1	0	46	1	5	11	16	1	2	6	1	28	15124
189	Bhatkal	1971	1	1	0	25	1	2	4	4	1	2	5	2	4	18732
		1981	1	0	0	40	1	4	11	13	1	2	7	4	13	25665
190	Kumta	1971	1	0	0	46	2	4	17	0	1	1	5	2	0	19112
		1981	0	1	0	21	1	6	7	18	1	1	8	4	33	23365
191	Yellapur	1971	0	1	0	4	0	1	3	0	1	1	4	1	1	6275
		1981	0	0	0	12	0	2	7	9	1	1	4	3	12	11792

1	2	3	4	5	6	7	8	9	10	11	12	13	14	15	16	17
192	Siddapur	1971	0	0	0	0	0	0	0	0	0	0	0	0	0	0
		1981	0	0	1	12	1	3	7	11	0	2	4	3	13	11289
193	Mundgond	1971	0	0	0	0	0	0	0	0	0	0	0	0	0	0
		1981	0	0	1	6	0	2	5	5	1	1	2	3	9	10332
194	Ganeshagudi	1971	0	0	0	0	0	0	0	0	0	0	0	0	0	0
		1981	0	1	0	8	0	0	1	1	0	0	1	0	1	4922
195	Ambikenagar	1971	0	0	0	0	0	0	0	0	0	0	0	0	0	0
		1981	0	1	0	16	0	0	1	2	0	1	1	0	1	7734
196	Ankola	1971	0	0	0	0	0	0	0	0	0	0	0	0	0	0
		1981	2	0	0	43	1	2	8	12	1	1	7	3	23	12153
	GULBARGA															
197	Wadi(T.P)	1971	0	0	0	0	0	0	0	0	0	0	0	0	0	0
		1981	0	0	1	0	0	1	2	3	1	0	1	0	7	18092
198	Shahabad	1971	2	0	0	25	0	0	1	1	1	1	0	0	0	6249
	A.C.C C(NAC)	1981	1	3	0	20	0	0	1	1	0	0	1	0	3	8509
199	Jevargi(m)	1971	0	0	0	0	0	0	0	0	0	0	0	0	0	0
		1981	0	0	1	8	0	3	2	3	0	0	2	3	1	6293
200	Afzalpur	1971	0	0	0	0	0	0	0	0	0	0	0	0	0	0
		1981	0	0	1	4	0	2	1	4	0	0	2	3	0	10566
201	WadiACC(N.A.C.)	1971	0	1	0	0	0	0	0	0	0	1	0	0	0	764
		1981	0	1	0	0	0	1	1	1	0	0	0	0	2	3343
202	Chincholi	1971	1	0	0	10	0	1	1	2	0	2	2	1	1	7360
		1981	1	0	0	25	0	3	2	3	0	1	3	3	5	10434
203	Chitapur	1971	1	0	0	4	0	1	2	4	0	1	2	1	2	14220
		1981	0	0	0	8	0	3	5	12	1	1	2	3	5	18322
204	Gurmatkal	1971	1	0	0	4	0	2	1	3	0	0	0	1	0	10496
		1981	0	0	1	6	0	3	2	5	0	1	1	1	0	11616

1	2	3	4	5	6	7	8	9	10	11	12	13	14	15	16	17
205	Shahpur	1971	1	0	0	8	0	1	3	3	2	1	2	1	7	14259
		1981	1	0	0	25	0	3	5	8	2	2	3	2	3	17981
206	Sedma	1971	1	0	0	20	0	1	3	0	1	1	2	2	0	11378
		1981	0	0	1	17	0	2	4	6	1	1	3	3	4	15823
	kolar															
207	Srinivaspur	1971	0	0	1	20	0	2	4	6	0	1	3	0	1	8737
		1981	0	0	1	44	0	3	4	8	0	1	2	3	3	12433
208	Bagepalli	1971	0	0	1	16	0	1	2	2	1	0	1	3	3	5400
		1981	0	0	1	49	0	2	3	4	1	1	2	5	4	7923
209	Malur	1971	0	0	1	6	0	1	3	5	1	1	2	2	3	10392
		1981	0	0	1	32	0	2	5	12	1	1	3	2	6	15093
210	Gauribida nur	1971	0	1	1	21	1	2	3	8	0	4	4	3	5	12826
		1981	1	0	0	46	1	4	6	9	4	1	3	3	6	18738
211	Manchenahalli	1971	0	1	0	0	0	1	1	3	0	1	0	1	0	4863
		1981	0	0	1	6	0	1	2	3	0	0	1	1	2	5880
212	Gudibanda	1971	0	0	1	16	0	1	2	1	0	2	3	1	3	5085
		1981	0	0	1	16	0	2	2	2	0	1	2	2	2	2419
213	Bangarapet	1971	2	0	0	15	0	2	4	12	1	1	3	2	2	14765
		1981	1	1	1	0	0	3	7	19	2	1	4	4	9	22570
214	Mulbagal	1971	0	0	1	30	1	1	6	8	1	1	3	1	2	16444
		1981	0	0	1	32	1	3	6	9	2	3	4	3	5	26762
215	B.E.L.M.Nagar	1971	0	0	0	0	0	0	0	0	0	0	0	0	0	0
		1981	1	1	0	10	5	6	1	1	1	4	1	0	5	5607
216	Sidlaghatta	1971	1	0	0	16	0	1	4	2	1	0	2	1	1	16413
		1981	0	0	1	38	0	2	4	6	1	1	3	3	6	22490

Appendix Table-8: Availability of Medical, Educational, Recreational, Banking Facilities and Credit Societies in the Small Towns, 1971 and 1981

STATE/ DISTT./TOWN		Census Year	Medical				Educational				Recreational		Banks & Cr Soc			
			Hosp./NH	Disp.	PHC/HC	No.of Beds	College	SS/HSS/ Mt	JS/MD School	Primary School	Cinema	Pbl Lib/ RR	Banks	Ag Cr Soc	Non Ag Cr Soc	Popu-lation
1	2	3	4	5	6	7	8	9	10	11	12	13	14	15	16	17
KERALA																
	TRICHUR															
1	Kookkancherry	1971	0	0	0	0	0	0	0	0	0	0	0	0	0	0
		1981	0	0	0	0	0	1	1	5	0	1	1	1	0	8624
2	Iringaprom	1971	0	0	0	0	0	0	0	0	0	0	0	0	0	0
		1981	0	0	0	0	0	0	1	3	0	2	1	0	0	7265
3	Avinissary	1971	0	0	0	0	0	0	0	0	0	0	0	0	0	0
		1981	0	0	0	0	0	0	1	2	1	1	0	1	0	9303
4	Kanimangalam	1971	0	0	0	0	0	0	0	0	0	0	0	0	0	0
		1981	0	1	1	0	0	1	1	2	1	1	1	1	0	15084
5	Pudukad	1971	0	0	0	0	0	0	0	0	0	0	0	0	0	0
		1981	1	0	1	50	0	1	3	4	1	2	7	0	3	11112
6	Aranattukara	1971	0	0	0	0	0	0	0	0	0	0	0	0	0	0
		1981	1	1	0	94	1	1	2	3	1	2	2	2	0	14397
7	Vivattom	1971	0	0	0	0	0	0	0	0	0	0	0	0	0	0
		1981	A-1	0	0	0	0	0	2	2	1	3	2	0	0	13704
8	Nadathara	1971	0	0	0	0	0	0	0	0	0	0	0	0	0	0
		1981	0	0	1	14	0	2	2	4	1	1	1	2	1	14321
9	Edakkunny	1971	0	0	0	0	0	0	0	0	0	0	0	0	0	0
		1981	0	A-1	1	8	0	1	2	3	1	0	4	0	0	11835
10	Pullazhi	1971	0	0	0	0	0	0	0	0	0	0	0	0	0	0
		1981	0	0	0	0	0	1	1	1	0	2	0	1	0	10759

1	2	3	4	5	6	7	8	9	10	11	12	13	14	15	16	17
11	Marathakkara	1971	0	0	0	0	0	0	0	0	0	0	0	0	0	0
		1981	0	0	0	0	0	0	1	1	1	0	0	0	0	10936
12	Ayyanthole	1971	0	0	0	0	0	0	0	0	0	0	0	0	0	0
		1981	0	0	0	0	0	1	2	3	0	2	2	0	0	11767
13	Chevvoor	1971	0	0	0	0	0	0	0	0	0	0	0	0	0	0
		1981	1	0	0	0	0	2	3	5	1	1	1	0	2	12318
14	Viyyur	1971	0	0	0	0	0	0	0	0	0	0	0	0	0	0
		1981	0	1	0	0	0	1	2	2	0	2	1	0	1	11489
15	Guruvayur	1971	A-1	0	0	10	1	2	2	7	2	4	4	0	0	15863
		1981	A-1	0	0	10	1	2	4	18	2	3	8	1	0	17858
16	Kunamkalam	1971	1-A	1-A	0	83	0	4	6	11	2	3	7	1	1	18367
		1981	1	1-A	0	94	0	5	6	16	3	4	13	0	3	19440
	ALLEPPEY															
17	Chengannur	1971	1,1-A	0	0	42	0	2	2	4	3	3	3	0	2	13316
		1981	1,A-1	0	0	70	1	6	8	18	3	5	11	3	4	24862
	QUILON															
18	Punalur	1971	1-A	0	0	100	0	2	1	3	2	1	4	0	0	13562
		1981	2	1-A,1-H	2	150	1	6	8	15	4	8	7	1	1	43039
	MALLAPPURAM															
19	Manjeri	1971	1-A	0	0	161	1	1	2	9	1	7	8	1	1	15734
		1981	1	0	0	252	1	3	13	24	3	20	11	1	2	53959
	IDUKKI															
20	Idukki	1971	0	0	0	0	0	0	0	0	0	0	0	0	0	0
		1981	2	0	0	80	0	2	3	8	1	2	5	0	2	8886
	TRIVANDRUM															
21	Nedumangad	1971	1-A	0	0	90	0	2	1	4	1	1	4	2	0	14643
		1981	1	0	0	101	0	2	4	19	4	9	7	5	1	43989
	ERNAKULAM															
22	Kothamangalam	1971	1-A	0	0	44	1	4	0	0	2	1	4	0	1	6534
		1981	1	0	1	30	1	5	6	13	3	11	8	4	1	33122
23	kalamassery	1971	0	0	0	0	0	2	1	0	2	0	2	4	0	17957
		1981	1	0	0	0	1	4	6	13	4	4	8	3	6	43767

1	2	3	4	5	6	7	8	9	10	11	12	13	14	15	16	17
24	Angamaly	1971	0	0	1	14	1	2	0	3	2	0	3	1	0	12932
		1981	0	0	1	20	0	3	4	12	4	3	8	2	1	28307
25	Cheriyakadavu	1971	0	0	0	0	0	0	0	0	0	0	0	0	0	0
		1981	0	1-A,1-H	0	1	0	2	6	19	1	3	2	1	4	6713
	CANNANORE															
26	Kottayam	1971	0	0	0	0	0	0	0	0	0	0	0	0	0	0
		1981	0	1-A	0	0	0	0	2	13	0	4	1	0	0	14519
27	Pinarayi	1971	0	0	0	0	0	0	0	0	0	0	0	0	0	0
		1981	0	0	1	10	0	1	5	11	1	9	2	0	4	13107
28	Chelore	1971	0	0	0	0	0	0	0	0	0	0	0	0	0	0
		1981	0	1	0	0	0	1	3	12	0	2	1	0	2	14549
29	Kadachira	1971	0	0	0	0	0	0	0	0	0	0	0	0	0	0
		1981	0	1	1	0	0	1	4	12	0	5	0	0	2	14782
30	Chala	1971	0	0	0	0	0	0	0	0	0	0	0	0	0	0
		1981	0	0	1	0	0	0	4	10	0	6	2	0	1	12645
31	Muzhappilangad	1971	0	0	0	0	0	0	0	0	0	0	0	0	0	0
		1981	0	0	1	0	0	0	2	9	1	5	1	0	2	14345
32	Kanhirooe	1971	0	0	0	0	0	0	0	0	0	0	0	0	0	0
		1981	0	0	0	0	0	0	2	6	0	2	3	0	0	10327
33	Peralassery	1971	0	0	0	0	0	0	0	0	0	0	0	0	0	0
		1981	1	1-A	0	12	0	1	4	14	0	5	3	0	4	13395
34	Valapattanam	1971	1-A	0	0	24	0	1	1	2	1	1	2	1	0	7296
		1981	1	1	0	30	0	1	2	4	1	4	4	1	1	8080
35	Taliparamba	1971	1-A	0	0	50	1	2	4	2	2	4	3	2	7	15227
		1981	1	0	0	80	1	3	7	12	2	6	8	1	4	29901
36	Cannanore	1971	1-A	0	0	359	0	1	1	1	0	0	0	0	1	4750
		1981	1	0	0	645	0	1	2	4	0	1	0	0	0	4489

1	2	3	4	5	6	7	8	9	10	11	12	13	14	15	16	17
37	Kuperanba	1971	1-A	0	0	41	0	0	4	3	1	1	3	0	0	10305
		1981	1	0	0	64	0	1	6	15	2	9	4	0	3	24690

Appendix Table-9 Availability of Medical, Educational, Recreational, BankingFacilities and Credit Societies in the Small Town, 1971 and 1981

STATE DISTT /TOWN	Census Year	Medical				Educational				Recreational		Banks & Cr Soc			
		Hosp./NH	Disp.	PHC/HC	No.of Beds	College	SS/HSS/ Mt	JS/MD School	Primary School	Cinema	Pbl Lib/ RR	Banks	Ag Cr Soc	Non Ag Cr Soc	Popu-lation
1 2	3	4	5	6	7	8	9	10	11	12	13	14	15	16	17
MADHYA PRADESH															
JABALPUR															
1 Sihora	1971	1	0	0	12	1	3	2	5	1	10	2	1	5	18385
	1981	1	0	0	30	1	6	10	9	1	10	4	2	14	24599
2 Ponagar	1971	0	0	1	0	0	2	2	2	0	0	2	2	4	11812
	1981	0	0	1	20	0	2	4	8	0	2	3	1	3	16253
3 Patan	1971	0	0	1	12	0	2	1	3	0	1	2	2	2	7517
	1981	0	0	1	8	0	2	3	4	0	1	3	2	2	9233
4 OrdinanceFactory Area Katni	1971	1	0	0	25	0	1	2	1	0	3	1	0	1	5137
	1981	1	0	0	25	0	1	1	2	0	3	9	2	4	5768
5 NewkatniRailway JunctionArea	1971	0	0	1	2	0	1	1	1	0	1	0	1	5	5403
	1981	1	0	0	43	0	2	2	5	0	1	0	0	1	8897
6 Katangi	1971	0	0	0	0	0	2	1	2	1	0	2	1	0	9639
	1981	0	1,A-1	0	0	0	2	2	6	0	0	1	1	1	12155
7 Tikuri	1971	0	0	0	0	0	0	0	1	1	2	1	0	0	13359
	1981	0	A-1	1	0	0	2	4	5	0	4	1	0	0	17763
8 Kymore	1971	1	0	1	17	0	1	3	1	2	0	2	0	2	14821
	1981	1	1	0	44	2	2	4	5	1	1	3	2	4	18495
9 Bargi	1971	0	0	0	0	0	0	0	0	0	0	0	0	0	0
	1981	1	A-1	0	30	0	4	3	4	0	0	1	1	0	13346
10 Majholi	1971	0	0	0	0	0	0	0	0	0	0	0	0	0	0
	1981	0	0	1	9	0	1	2	2	0	0	1	1	3	8718

1	2	3	4	5	6	7	8	9	10	11	12	13	14	15	16	17
11	Shahpura	1971	0	0	0	0	0	0	0	0	0	0	0	0	0	0
		1981	0	A-1	1	0	0	2	3	4	0	0	3	2	2	7373
	CHHINDWARA															
12	Dongarparasia	1971	0	0	0	0	0	2	0	2	0	0	2	0	1	15891
		1981	0	0	1	0	1	2	6	8	2	0	2	0	1	25459
13	Sausar	1971	0	0	1	6	0	2	1	4	2	0	2	1	0	11639
		1981	0	0	1	6	1	2	4	6	1	0	2	1	1	14954
14	Butaria	1971	0	0	0	0	0	0	1	1	1	1	0	0	0	6755
		1981	0	0	1	0	0	0	1	1	0	1	0	1	0	8989
15	Lodhikhera	1971	0	1	0	0	0	1	1	3	1	3	1	1	0	6080
		1981	0	0	1	10	0	1	2	3	0	3	1	1	0	6437
16	Chikhlikalan	1971	0	0	0	0	0	0	0	1	0	0	1	1	0	10184
		1981	0	0	1	0	0	0	1	2	0	0	1	0	0	13510
17	Jamai	1971	0	0	1	0	0	3	2	8	1	1	1	0	0	12041
		1981	1	0	1	37	1	3	5	11	2	2	2	0	3	9896
18	Chandameta	1971	0	0	0	0	0	1	1	2	0	0	0	1	0	4336
		1981	0	0	1	0	0	2	2	2	1	0	1	1	4	1016
19	Bhamodi	1971	0	0	0	0	0	0	1	1	1	1	0	0	0	4804
		1981	0	0	1	0	0	0	1	1	0	0	1	0	1	5208
20	Badkuhi	1971	0	0	0	0	0	1	1	2	0	0	1	1	0	7432
		1981	1	0	0	120	0	1	2	3	0	0	1	0	2	9827
21	Iklehra	1971	0	0	0	0	0	1	1	2	0	0	0	0	0	6357
		1981	0	0	1	0	0	1	1	2	1	0	1	0	1	9506
22	Chauraikhas	1971	0	0	0	0	0	0	0	0	0	0	0	0	0	0
		1981	0	0	1	6	1	1	3	2	0	0	2	1	1	5577
23	Dighawani	1971	0	0	0	0	0	0	0	0	0	0	0	0	0	0
		1981	0	0	1	0	0	0	1	1	0	0	0	0	0	7429

1	2	3	4	5	6	7	8	9	10	11	12	13	14	15	16	17
24	Damua	1971	0	0	0	0	0	0	0	0	0	0	0	0	0	0
		1981	0	A-1	0	0	0	2	2	4	1	0	2	1	1	8911
25	Amarwara	1971	0	0	0	0	0	0	0	0	0	0	0	0	0	0
		1981	0	0	1	30	0	1	3	4	0	3	3	1	1	6860
26	Panara	1971	0	0	0	0	0	0	0	1	0	0	0	1	0	3831
		1981	1	0	0	40	0	0	1	2	0	0	0	0	0	4276
27	Jatachhapar	1971	0	0	0	0	0	0	0	0	0	0	0	0	0	0
		1981	0	0	1	0	0	0	1	1	0	0	0	0	0	4698
	RAJNANDGAON															
28	Dongargarh	1971	0	0	1	18	1	3	2	4	2	1	3	0	0	18266
		1981	1	Hom-1	0	30	1	2	4	5	1	1	3	0	4	25772
29	Kawardha	1971	0	0	1	20	0	1	3	4	1	0	2	1	0	11226
		1981	1	0	0	30	0	2	4	6	1	1	2	1	0	17037
30	Khairagarh	1971	0	0	1	74	0	2	3	4	0	1	2	1	1	8116
		1981	1	Hom-1	0	48	1	2	3	6	0	1	2	0	0	9812
31	Chhuikhadan	1971	0	0	1	6	0	2	2	3	0	0	1	0	0	4035
		1981	0	0	1	11	0	2	2	3	0	0	2	0	2	5264
	JHABUA															
32	Thandla	1971	0	0	1	14	0	2	2	2	0	1	2	1	0	6771
		1981	0	0	1	20	0	2	3	2	0	1	3	1	1	8453
33	Petlawad	1971	0	0	1	10	0	2	1	1	1	1	2	1	1	6432
		1981	0	0	1	12	0	2	2	5	0	1	3	1	6	8045
34	Jhabua	1971	1	0	0	53	1	2	1	4	1	1	4	1	0	10487
		1981	1	0	0	110	1	2	6	8	2	1	5	1	5	16777
35	Alirajpur	1971	1	1	0	62	0	2	0	8	1	3	2	0	0	13342
		1981	1	1	0	60	1	2	5	6	1	3	3	1	0	17880
36	Jobat	1971	0	0	1	15	0	2	1	2	0	1	1	0	0	5235
		1981	0	0	1	18	0	2	2	2	0	1	2	1	0	6635

1	2	3	4	5	6	7	8	9	10	11	12	13	14	15	16	17
37	Ranapur	1971	0	0	1	8	0	2	1	1	0	1	2	1	0	6556
		1981	0	0	1	8	0	2	2	5	0	1	2	1	2	8467
38	SHAHDL Burhar	1971	0	0	1	6	1	2	0	4	1	0	2	1	1	8756
		1981	0	0	1	6	1	2	4	6	1	0	2	2	1	12401
39	Pali	1971	0	0	0	0	0	1	0	1	1	1	1	1	1	8917
		1981	1	0	1	12	0	1	2	9	1	0	0	2	3	14335
40	Nowrozabad	1971	0	0	0	0	0	1	2	4	1	1	0	1	0	9585
		1981	1	0	0	27	0	1	4	0	1	1	1	0	1	12202
41	Beohari	1971	1	0	0	8	1	1	1	3	0	0	1	3	0	8124
		1981	0	0	1	30	1	2	3	7	0	0	2	2	3	10683
42	Pasan	1971	0	0	0	0	0	0	1	0	0	1	0	1	1	6691
		1981	2	0	0	32	0	0	2	9	0	1	4	1	1	15787
43	Amlai	1971	0	0	0	0	0	1	0	1	0	0	1	0	1	8687
		1981	1	0	0	6	0	1	3	7	0	1	1	0	4	20066
44	Kotma	1971	0	0	1	12	1	2	0	2	1	1	2	1	1	8176
		1981	0	0	1	10	1	2	4	0	1	1	2	2	1	10949
45	Umarai	1971	1	0	0	30	0	2	0	6	1	1	2	2	1	10249
		1981	2	0	0	63	1	2	6	0	1	1	2	2	2	15667
46	Jaliihari	1971	0	0	0	0	0	0	0	0	0	0	0	0	0	0
		1981	0	0	1	6	0	2	10	0	0	1	1	2	0	13115
47	Chandia	1971	0	0	0	0	0	0	0	0	0	0	0	0	0	0
		1981	1	0	0	8	0	2	2	8	0	0	1	1	0	9140
48	Bijuri	1971	0	0	0	0	0	0	0	0	0	0	0	0	0	0
		1981	0	A-1	1	6	0	1	3	9	0	0	0	1	0	9680
49	Anuppur	1971	0	0	0	0	0	0	0	0	0	0	0	0	0	0
		1981	0	A–1	1	6	1	1	2	7	2	0	2	2	1	9728

1	2	3	4	5	6	7	8	9	10	11	12	13	14	15	16	17
50	Baneagar	1971	0	0	0	0	0	0	0	0	0	0	0	0	0	0
		1981	0	0	1	30	0	0	1	1	0	0	1	0	0	6181
	RATLAM															
51	Alot	1971	1	0	0	16	0	1	2	4	1	1	3	1	0	10134
		1981	1	0	0	24	0	1	3	5	1	1	4	2	0	14400
52	Sailana	1971	0	0	1	26	0	2	1	3	1	1	2	1	3	7489
		1981	0	0	1	26	0	2	2	6	1	2	3	2	2	9301
53	Tal	1971	1	0	0	16	0	2	1	2	1	1	2	0	0	6858
		1981	1	0	0	16	0	2	2	3	1	0	0	1	0	8502
54	Piploda	1971	0	0	0	0	0	0	0	0	0	0	0	0	0	0
		1981	0	0	1	6	0	1	2	2	1	0	2	1	0	5163
	RAJGARH															
55	Narsingarh	1971	0	0	1	34	1	2	2	8	1	1	2	1	2	13814
		1981	1	U-1,A-1	1	74	1	2	5	7	1	1	3	26	4	17572
56	Sarangpur	1971	0	0	1	14	0	1	2	6	1	0	2	0	4	15068
		1981	0	0	1	14	0	2	4	9	1	1	4	14	7	18860
57	Biaora	1971	1	0	0	20	0	2	1	6	1	1	2	2	2	13011
		1981	1	1	0	30	1	2	5	8	1	1	4	26	4	19201
58	Khilchipur	1971	0	0	1	16	0	1	2	6	0	1	2	2	1	8412
		1981	0	1,A-1	0	14	0	2	4	7	0	2	3	13	3	10101
59	Rajgarh	1971	2	0	0	148	1	2	2	7	1	1	2	1	12	11475
		1981	2	2,A-1	0	145	1	2	5	9	1	1	3	11	16	14944
60	Jirapur	1971	0	0	0	0	0	0	0	0	0	0	0	0	0	0
		1981	0	0	1	12	0	2	3	5	0	0	2	17	3	8468
61	Khujner	1971	0	0	0	0	0	0	0	0	0	0	0	0	0	0
		1981	0	0	1	12	0	1	3	3	0	1	2	3	2	6483
62	Pachore	1971	0	0	0	0	0	0	0	0	0	0	0	0	0	0
		1981	0	0	1	4	0	2	2	5	0	0	3	1	1	9287

1	2	3	4	5	6	7	8	9	10	11	12	13	14	15	16	17
	RAISAN															
63	Raisan	1971	1	0	1	20	0	1	4	4	0	1	3	1	3	9138
		1981	1	1	0	52	1	2	5	10	1	1	4	1	7	15914
64	Begamgant	1971	0	0	1	8	0	2	5	7	0	1	2	1	0	13366
		1981	1	U-1	1	12	0	2	6	12	2	1	3	1	2	18314
65	Barally	1971	0	0	1	20	1	2	1	2	1	2	3	1	2	8263
		1981	0	A-1	1	30	1	2	3	8	1	2	4	1	2	13013
66	Obedullaganj	1971	0	0	0	0	0	0	0	0	0	0	0	0	0	0
		1981	0	U-1	0	18	0	1	3	4	1	0	3	1	1	7454
67	Udaipura	1971	0	0	0	0	0	0	0	0	0	0	0	0	0	0
		1981	0	0	1	10	0	2	2	4	0	0	2	1	1	7618
68	Badi	1971	0	0	0	0	0	0	0	0	0	0	0	0	0	0
		1981	1	U-1	0	10	0	1	5	5	0	0	2	1	0	8423
	UJJAIN															
69	Khacharod	1971	1	0	0	39	1	2	3	6	2	2	3	1	2	17726
		1981	1	A-1	0	40	1	2	3	7	1	2	4	1	2	22006
70	Tarana	1971	1	0	0	28	0	2	3	7	1	1	2	1	0	12917
		1981	1	0	0	28	1	2	4	6	1	2	3	0	1	15837
71	Mahidpur	1971	1	0	0	22	0	2	2	4	2	1	2	1	1	14772
		1981	2	0	0	28	1	2	4	6	1	1	4	0	0	18099
	DHAR															
72	Bag	1971	0	0	0	0	0	0	0	0	0	0	0	0	0	0
		1981	0	0	1	6	0	1	3	4	0	0	2	1	5	5079
73	Dharnod	1971	0	0	0	0	0	0	0	0	0	0	0	0	0	0
		1981	0	0	1	6	0	1	2	7	1	0	2	3	2	13490
74	Dharampuri	1971	1	0	0	6	0	1	1	1	0	1	2	1	0	7106
		1981	0	0	1	6	0	2	2	3	0	1	2	2	2	9063

1	2	3	4	5	6	7	8	9	10	11	12	13	14	15	16	17
75	Kukshi	1971	0	0	1	10	0	1	1	3	1	1	2	1	0	13313
		1981	0	0	1	19	0	2	2	9	1	1	3	2	3	16164
76	Badanawar	1971	0	0	1	23	0	2	1	1	1	0	2	1	0	9130
		1981	0	0	1	26	0	2	2	7	1	0	4	2	1	11282
77	Manawar	1971	0	0	1	18	0	1	1	1	2	1	2	1	1	10139
		1981	0	0	1	16	1	1	2	3	1	1	3	2	3	15581
78	Sardarpur Raj-	1971	0	0	1	24	0	2	2	2	1	2	1	0	1	9790
	garh	1981	1	0	1	40	0	2	4	4	1	2	3	1	1	13451
	SHAJAPUR															
79	Shujalpur	1971	1	0	0	30	1	2	4	9	2	1	2	1	2	18957
		1981	2	A-1	0	66	1	3	5	10	0	1	5	12	4	24565
80	Agar	1971	1	0	0	25	1	2	3	5	1	2	2	1	6	14448
		1981	0	0	1	23	1	2	3	5	1	2	3	13	5	18530
81	Susner	1971	0	0	1	14	0	1	2	2	0	0	2	1	3	7129
		1981	0	0	1	30	0	1	2	3	0	0	2	9	2	8178
82	Nalkheda	1971	1	0	0	6	0	1	2	1	0	1	2	1	0	6933
		1981	1	0	0	12	0	1	2	2	1	1	2	7	0	8681
83	Akodia	1971	0	1	0	0	0	1	2	1	0	0	2	1	0	5125
		1981	0	0	1	4	0	1	2	1	0	0	2	13	0	5779
84	Makshi	1971	0	0	0	0	0	0	0	0	0	0	0	0	0	0
		1981	0	A-1	0	0	0	1	1	1	1	1	2	2	0	8930
85	Yatkalan	1971	0	0	0	0	0	0	0	0	0	0	0	0	0	0
		1981	0	1	0	0	0	1	2	1	0	0	2	3	0	8899
86	Badod	1971	0	0	0	0	0	0	0	0	0	0	0	0	0	0
		1981	0	0	1	6	0	1	2	2	0	0	1	6	0	7237
	DURG															
87	Balod	1971	0	0	1	6	0	2	3	3	1	1	2	1	0	9393
		1981	0	0	1	30	0	2	3	4	1	1	3	1	0	15098

1	2	3	4	5	6	7	8	9	10	11	12	13	14	15	16	17
88	Bemetara	1971	1	0	0	11	1	1	3	2	0	1	2	1	0	7793
		1981	1	0	0	15	1	2	3	4	1	1	2	1	0	14661
89	Ahiwara	1971	0	0	0	0	0	1	2	3	0	1	0	1	0	10867
		1981	0	0	1	0	0	1	3	4	0	1	0	1	0	16843
90	Bhilaikalan	1971	0	0	0	0	0	0	0	0	0	0	0	0	0	0
		1981	0	0	2	12	0	2	3	3	0	0	0	1	1	18870
91	Jamul	1971	0	0	0	0	0	0	0	0	0	0	0	0	0	0
		1981	1	0	0	30	0	1	1	2	0	0	0	1	0	10989
92	Kumhari	1971	0	0	0	0	0	0	0	0	0	0	0	0	0	0
		1981	1	0	0	30	0	1	1	2	0	0	2	0	1	9161
	BILASPUR															
93	Mungeli	1971	0	0	1	12	1	3	0	5	2	3	2	1	0	17097
		1981	1	0	1	44	1	3	3	9	2	3	3	2	4	21245
94	Champa	1971	0	0	1	6	0	2	2	10	2	1	2	1	0	18323
		1981	1,A-3	0	0	280	1	2	5	11	1	1	3	2	1	22996
95	Nailajanjgir	1971	0	0	1	25	1	2	3	4	1	1	2	1	0	13589
		1981	0	1	1	38	1	3	3	10	1	2	2	2	1	17886
96	Sakti	1971	0	0	1	15	1	3	1	4	1	1	2	1	0	10754
		1981	0	1	1	30	1	4	4	3	1	1	2	2	1	13655
97	Kota	1971	0	0	1	2	0	2	1	5	1	1	2	1	0	8735
		1981	0	0	1	6	0	2	4	7	1	1	1	2	0	11235
98	Akaltara	1971	0	0	1	8	0	1	2	2	1	1	2	1	0	8927
		1981	0	0	1	6	0	2	2	4	1	1	3	3	1	12985
99	Takhatpur	1971	0	0	1	6	1	2	2	1	1	0	2	1	0	9406
		1981	0	0	1	6	1	2	3	5	1	0	2	3	0	11858
100	Naya baradwar	1971	0	0	0	0	0	0	0	0	0	0	0	0	0	0
		1981	1	0	0	6	0	1	2	3	0	0	2	1	0	3722

1	2	3	4	5	6	7	8	9	10	11	12	13	14	15	16	17
101	Ratanpur	1971	0	0	0	0	0	0	0	0	0	0		0	0	0
		1981	0	1	0	0	0	2	2	12	1	0	2	2	0	13140
102	Gaurella	1971	0	0	1	6	0	2	1	1	1	1	0	1	0	7752
		1981	1	A-1	2	19	0	2	3	7	0	1	0	2	0	9571
103	Sirgiti	1971	0	0	1	12	0	0	0	1	0	0	0	1	0	5936
		1981	0	0	0	0	0	0	2	3	0	0	0	0	0	7313
	EAST NIMAR															
104	Harsud	1971	0	0	0	0	0	0	0	0	0	0	0	0	0	0
		1981	0	0	1	24	0	2	4	8	1	0	3	2	3	11713
105	Shahpur	1971	0	0	0	0	0	0	0	0	0	0	0	0	0	0
		1981	0	0	1	13	0	1	2	4	0	0	2	1	2	11578
106	Mundi	1971	0	0	0	0	0	0	0	0	0	0	0	0	0	0
		1981	0	0	1	8	0	2	2	2	0	0	2	1	0	7589
107	Nepanagar	1971	0	1	0	0	0	1	0	4	1	3	2	0	0	15743
		1981	1	1	0	52	0	2	3	7	1	3	2	0	2	22809
	MORENA															
108	Sheopur	1971	0	0	1	32	1	0	6	9	2	3	2	1	2	19077
		1981	0	0	1	22	1	2	5	14	2	0	3	3	8	27097
109	Joura	1971	0	0	1	23	0	2	4	4	0	1	2	1	0	10314
		1981	0	0	1	20	0	3	4	10	0	1	4	23	7	15740
110	Ambah	1971	1	0	0	16	1	4	6	4	0	1	2	1	0	10652
		1981	1	1,Hom-2	0	58	2	5	5	9	1	1	2	27	41	17381
111	Sabalgarh	1971	0	0	1	16	0	2	3	3	1	1	2	1	0	10915
		1981	0	0	1	22	1	2	3	3	1	0	3	15	6	17188
112	Bijeypur	1971	0	0	1	7	0	1	2	2	0	0	2	1	0	7138
		1981	0	0	1	12	0	1	2	2	0	0	2	12	0	7954
113	Katleras	1971	0	0	0	0	0	0	0	0	0	0	0	0	0	0
		1981	0	1	1	6	0	2	4	8	1	0	1	1	1	9731

1	2	3	4	5	6	7	8	9	10	11	12	13	14	15	16	17
114	Bamor	1971	0	0	0	0	0	0	0	0	0	0	0	0	0	0
		1981	0	1	1	0	0	2	5	12	0	0	1	2	2	13295
	SHIVPURI															
115	Kolaras	1971	0	0	1	16	0	2	1	2	0	1	3	1	0	7049
		1981	0	0	1	16	0	2	3	5	0	1	2	2	0	9157
116	Karera	1971	0	0	1	12	0	2	2	3	0	0	2	1	2	8308
		1981	0	0	1	10	0	2	3	3	0	0	2	1	3	11762
117	Pichhore	1971	1	0	0	16	1	1	2	2	0	2	2	1	0	5043
		1981	1	0	0	12	1	2	3	5	0	2	2	1	2	7541
118	Khaniadhana	1971	0	0	0	0	0	0	0	0	0	0	0	0	0	0
		1981	0	0	1	6	0	2	3	2	0	0	2	1	4	6949
	DATTA															
119	Seondha	1971	0	0	0	0	0	0	0	0	0	0	0	0	0	0
		1981	1	1	0	30	1	2	3	6	0	1	3	2	0	11605
	VIDISHA															
120	Kurwai	1971	0	0	1	30	0	1	3	2	0	1	2	1	0	6811
		1981	0	0	1	28	0	2	3	2	0	1	2	22	1	8447
	SEONI															
121	Lakhnadon	1971	0	0	0	0	0	0	0	0	0	0	0	0	0	0
		1981	1	A-1	1	31	1	2	3	2	0	0	2	5	3	8687
	BHOPAL															
122	Berasia	1971	0	0	1	14	0	1	3	4	0	0	2	1	0	7782
		1981	0	0	1	16	0	2	5	6	0	0	3	2	0	10835
	PANNA															
123	Ajaigarh	1971	0	0	1	6	0	1	1	3	0	1	2	1	0	6095
		1981	0	0	1	10	0	2	3	7	0	1	2	1	0	8367
	SIDHI															
124	Sidhi	1971	1	0	0	30	1	2	1	5	1	0	3	0	0	9364
		1981	1,A-1	1	0	155	2	2	7	17	1	1	6	13	6	19654
	MANDLA															
125	Dindori	1971	0	0	1	13	0	2	1	4	0	1	3	1	0	6553
		1981	0	0	1	30	1	2	3	5	0	1	2	1	2	9859
126	Nainpur	1971	0	0	1	6	0	3	2	6	0	0	2	1	0	14683
		1981	0	0	1	20	0	3	5	9	0	1	2	1	4	17846

1	2	3	4	5	6	7	8	9	10	11	12	13	14	15	16	17
127	Shahpura	1971	0	0	0	0	0	0	0	0	0	0	0	0	0	0
		1981	0	A-1	1	6	0	1	3	6	1	1	2	1	0	7935
	TIKAMGARH															
128	Niwari	1971	0	0	0	0	0	0	0	0	0	0	0	0	0	0
		1981	0	0	1	8	1	3	2	2	0	1	2	16	19	10462
129	Prithvipur	1971	0	0	0	0	0	0	0	0	0	0	0	0	0	0
		1981	0	0	1	6	0	1	2	4	0	0	2	8	15	12163
130	Khargapur	1971	0	0	0	0	0	0	0	0	0	0	0	0	0	0
		1981	0	0	1	6	0	1	2	2	0	0	2	20	15	6959
131	Jatara	1971	0	0	0	0	0	0	0	0	0	0	0	0	0	0
		1981	0	0	1	8	0	2	2	3	0	1	2	21	23	9536
132	Palera	1971	0	0	0	0	0	0	0	0	0	0	0	0	0	0
		1981	0	0	1	8	0	1	2	2	0	1	2	9	14	7936
	GWALIOR															
133	Bhander	1971	0	0	1	8	1	1	3	3	0	1	2	0	0	9072
		1981	0	0	1	20	1	0	3	5	0	2	2	1	1	12543
134	Morar Cantt.	1971	0	0	0	0	0	0	0	0	0	0	0	0	0	0
		1981	1	2	0	30	0	5	1	2	0	0	1	1	0	16847
135	Pichhore	1971	0	1	0	0	1	1	2	2	0	0	2	1	0	6355
		1981	0	1	0	0	0	1	2	4	0	0	2	0	0	7585
	DAMOH															
136	Patharia	1971	0	0	0	0	0	2	1	2	0	1	1	0	0	6893
		1981	0	0	1	6	0	2	2	2	1	0	2	3	0	10011
137	Hatta	1971	0	0	1	9	0	2	0	4	0	2	1	2	0	12101
		1981	1	0	0	30	0	2	8	8	1	4	2	4	4	17256
	SATNA															
138	Maihar	1971	1	0	0	32	0	3	0	9	2	0	2	0	0	15177
		1981	1	Hom-1	0	38	1	3	3	12	2	1	3	0	11	20261
139	Nagod	1971	0	0	1	20	0	1	1	1	1	0	2	1	0	7672
		1981	0	0	1	20	0	2	4	7	1	1	3	2	4	10831

1	2	3	4	5	6	7	8	9	10	11	12	13	14	15	16	17
140	Unchahara	1971	1	0	0	8	0	1	1	4	1	2	2	1	0	9662
		1981	1	0	1	6	0	1	2	6	0	1	2	1	8	11979
141	Madhogarh	1971	0	0	0	0	0	0	0	0	0	0	0	0	0	0
		1981	0	0	1	0	0	1	2	6	0	0	0	1	1	8845
142	Birsinghpur	1971	0	0	0	0	0	0	0	0	0	0	0	0	0	0
		1981	1	0	0	6	0	1	2	4	0	0	2	1	3	7553
143	Amarpatan	1971	0	0	0	0	0	0	0	0	0	0	0	0	0	0
		1981	0	0	1	30	1	2	3	6	0	0	2	2	1	11453
144	Jaitwara	1971	0	0	0	0	0	0	0	0	0	0	0	0	0	0
		1981	0	1	0	5	0	1	3	6	0	0	1	1	2	9241
145	Rampur-Baghelan	1971	0	0	0	0	0	0	0	0	0	0	0	0	0	0
		1981	0	0	1	6	0	1	2	9	0	1	1	1	2	9907
	BETUL															
146	Amla	1971	0	0	1	6	0	3	2	4	3	0	2	1	0	16902
		1981	0	0	1	6	0	3	7	9	2	4	4	5	4	24580
147	Multai	1971	0	0	1	12	1	2	2	2	1	1	2	1	0	11740
		1981	0	0	1	10	0	2	2	5	1	3	3	4	3	15435
148	Betul-	1971	0	0	0	0	0	2	1	2	0	0	1	1	0	8165
	Bazar	1981	0	Hom-1	0	0	0	2	2	3	0	0	1	1	4	8914
	CHHATARPUR															
149	Bijawar	1971	1	0	0	16	0	2	0	5	0	1	2	1	0	8835
		1981	1	0	0	22	0	2	3	8	0	1	2	1	3	11954
150	Nawgong	1971	0	0	1	25	1	2	1	9	1	1	2	1	0	11459
		1981	0	0	1	150	1	2	6	13	1	1	2	1	4	16658
151	Maharajpur	1971	1	0	0	6	1	2	1	6	0	1	2	1	0	11551
		1981	1	0	1	6	1	2	3	10	0	1	2	1	3	15413
152	Harpalpur	1971	0	0	0	0	0	1	0	2	0	0	2	1	0	6897
		1981	1	0	0	6	0	2	3	12	0	1	2	1	3	7388

1	2	3	4	5	6	7	8	9	10	11	12	13	14	15	16	17
153	Khajuraho	1971	0	1	0	0	0	0	1	2	0	0	1	0	0	2723
		1981	1	0	0	4	0	1	3	11	0	1	2	0	2	4680
154	Garhi-Malehra	1971	0	0	1	6	0	2	1	7	0	1	1	1	0	6322
		1981	1	A-1	0	6	0	2	3	10	0	1	1	1	2	9947
155	Laundi	1971	0	0	0	0	0	0	0	0	0	0	0	0	0	0
		1981	0	0	1	6	0	1	2	12	0	1	2	1	3	8772
156	Barigarh	1971	0	0	0	0	0	0	0	0	0	0	0	0	0	0
		1981	0	0	1	0	0	1	2	5	0	0	2	1	0	5719
157	Chandla	1971	0	0	0	0	0	0	0	0	0	0	0	0	0	0
		1981	1	0	0	6	0	2	2	4	0	1	2	1	0	5591
	WEST NIWAR															
158	Kasrawad	1971	0	0	1	12	0	2	0	2	1	1	2	1	0	7477
		1981	0	2	1	12	0	2	3	5	2	1	2	1	4	9963
159	Barwaha	1971	0	0	1	24	1	2	1	3	1	1	2	1	0	17047
		1981	0	2	1	20	1	2	3	11	3	1	3	1	6	22417
160	Rajpur	1971	0	0	1	12	0	2	0	5	1	1	2	1	0	10513
		1981	0	1	1	12	0	2	2	5	1	1	2	1	1	12791
161	Sendhwa	1971	0	0	0	40	0	1	2	2	2	1	2	0	1	18415
		1981	1	3	0	40	1	2	4	6	2	1	3	1	5	28310
162	Sanawad	1971	1	0	0	26	0	2	1	2	2	1	2	1	1	15180
		1981	1	3	0	26	0	3	5	6	3	1	5	1	3	22027
163	Mandleshwar	1971	1	0	0	22	0	2	0	3	1	2	1	1	1	6645
		1981	0	1	1	12	0	2	2	4	1	2	1	1	1	7937
164	Bhikangaon	1971	0	0	1	18	0	1	1	1	1	0	2	0	0	6682
		1981	0	1,A-2	1	12	0	2	2	2	2	0	2	1	1	9971
165	Gogaon	1971	0	0	1	6	0	1	1	1	1	0	2	1	0	5724
		1981	0	1	1	6	0	1	2	4	1	1	2	1	1	6610

1	2	3	4	5	6	7	8	9	10	11	12	13	14	15	16	17
166	Maheshwar	1971	0	0	1	20	0	1	1	2	1	1	2	1	0	9831
		1981	0	2	1	16	0	2	2	2	1	1	2	1	5	11566
167	Khetia	1971	1	0	0	8	0	1	1	2	2	1	2	1	0	8819
		1981	0	0	2	10	0	1	2	3	2	1	2	1	3	10581
168	Anjad	1971	1	0	0	20	0	2	1	3	2	1	2	1	0	13047
		1981	0	1	1	12	0	2	2	3	2	1	3	1	2	17225
	INDORE															
169	Depalpur	1971	0	0	1	10	0	1	2	1	0	0	1	3	0	6018
		1981	9,H-2	10,A-4	1	15	0	1	3	2	0	1	2	43	1	8343
170	Sawer	1971	0	0	1	6	0	1	2	3	0	0	1	2	0	6220
		1981	0	1	1	18	0	1	3	5	1	0	1	30	0	7946
171	Mhowgoan	1971	0	0	0	0	0	0	2	0	0	0	0	1	0	5986
		1981	0	0	0	0	0	0	2	2	0	0	8	0	0	7775
	RAIPUR															
172	Tildanewara	1971	0	0	0	0	0	1	2	3	0	1	1	2	0	10074
		1981	0	A-1	1	6	0	1	3	7	2	1	3	25	10	15089
173	Baloda Bazar	1971	1	0	0	12	1	2	1	3	1	0	2	1	0	9449
		1981	1	0	0	30	1	2	3	9	0	1	2	16	4	12701
174	Gobra Nawapara	1971	1	0	0	6	0	1	1	3	1	1	2	1	0	11047
		1981	1	0	0	22	1	2	2	5	1	1	2	8	3	16427
175	Sarsipali	1971	0	0	1	2	0	1	2	2	1	1	2	1	0	5768
		1981	0	0	1	6	1	2	3	7	0	1	2	13	5	8111
176	Mahasamund	1971	0	0	1	16	1	2	2	4	1	0	2	1	1	17520
		1981	1	U-1	1	32	1	3	5	15	2	2	3	18	16	27122
177	Arang	1971	0	0	0	0	0	0	0	0	0	0	0	0	0	0
		1981	0	0	1	20	1	2	6	6	1	1	2	21	3	11336
178	Bagbahara	1971	0	0	0	0	0	0	0	0	0	0	0	0	0	0
		1981	0	0	1	20	1	1	2	12	0	1	2	19	4	13572

1	2	3	4	5	6	7	8	9	10	11	12	13	14	15	16	17
179	Khategaon	1971	0	0	1	18	0	1	2	0	0	1	2	1	0	7495
		1981	0	0	1	18	0	1	2	3	1	1	3	2	0	11005
180	Hatpiplaya	1971	0	0	0	0	0	2	2	1	1	1	2	1	1	7704
		1981	0	0	1	6	0	2	2	2	0	1	2	2	2	9995
181	Kannod	1971	0	0	1	32	0	1	2	1	0	1	2	1	3	8421
		1981	1	0	0	24	0	2	3	3	0	1	3	2	3	10222
182	Kantaphod	1971	0	0	0	0	0	0	0	0	0	0	0	0	0	0
		1981	1	1	0	7	0	1	2	1	0	0	1	1	0	9105
183	Sonkatch	1971	0	0	1	22	0	2	2	2	1	1	2	1	4	8230
		1981	0	0	1	22	1	2	3	5	1	1	3	2	2	10377
184	Bagil	1971	0	0	1	6	0	1	1	1	0	1	2	1	0	4832
		1981	0	0	1	8	0	1	2	3	0	1	3	1	0	6828
185	Bhaurasa	1971	0	0	0	0	0	2	2	2	0	0	1	1	0	6326
		1981	0	1	0	0	0	1	2	2	0	0	1	1	0	7770
	REWA															
186	Mauganj	1971	0	0	0	0	0	0	0	0	0	0	0	0	0	0
		1981	0	0	1	30	1	2	4	11	0	0	2	0	1	13242
187	Mangawan	1971	0	0	0	0	0	0	0	0	0	0	0	0	0	0
		1981	1	A-1	0	16	0	1	2	4	0	0	2	1	0	6312
188	Naigarhi	1971	0	0	0	0	0	0	0	0	0	0	0	0	0	0
		1981	0	0	1	6	0	1	2	4	0	0	2	1	0	5380
189	Semaria	1971	0	0	0	0	0	0	0	0	0	0	0	0	0	0
		1981	0	0	1	0	1	1	3	4	0	0	2	1	0	5956
190	Sirmour	1971	0	0	0	0	0	0	0	0	0	0	0	0	0	0
		1981	0	A-1	1	10	1	1	3	5	0	1	2	1	0	5367
191	Hanumana	1971	0	0	0	0	0	0	0	0	0	0	0	0	0	0
		1981	0	0	1	10	1	1	3	8	0	0	3	0	1	8182

1	2	3	4	5	6	7	8	9	10	11	12	13	14	15	16	17
192	Govindgarh	1971	0	0	0	0	0	0	0	0	0	0	0	0	0	0
		1981	0	0	1	14	0	1	2	3	0	0	2	1	1	7115
193	Baikunthpur	1971	0	0	0	0	0	0	0	0	0	0	0	0	0	0
		1981	0	A-1	0	0	0	1	2	3	0	0	1	1	0	5464
	BALAGHAT															
194	Bharbeli	1971	0	0	0	0	0	0	0	0	0	0	0	0	0	0
	,	1981	0	0	1	10	0	1	2	2	0	1	0	1	0	5995
195	Waraseoni	1971	1	0	0	22	1	2	1	4	1	0	2	1	1	14876
		1981	1	0	0	50	1	2	3	5	1	2	2	1	10	17673
196	Tirodi	1971	0	0	0	0	0	1	2	3	1	0	0	0	0	10037
		1981	1	0	0	10	0	2	2	6	1	2	1	1	1	11203
197	Katangi	1971	1	0	0	7	0	1	1	2	1	0	2	1	0	9694
		1981	0	0	1	20	0	2	2	5	1	1	2	1	4	11748
	SEHORE															
198	Ashta	1971	0	0	1	34	0	1	4	7	1	1	2	0	0	14036
		1981	0	0	1	34	0	2	5	7	1	1	3	30	0	19619
199	Ichhawar	1971	0	0	1	14	0	1	5	4	0	2	2	1	0	6395
		1981	0	U-1	1	30	0	2	5	5	0	2	2	11	0	8461
200	Nasrullaganj	1971	0	0	0	0	0	0	0	0	0	0	0	0	0	0
		1981	0	0	1	8	0	1	3	0	0	0	3	4	16	7212
	RAIGARH															
201	Dharamjaigarh	1971	0	0	0	0	0	0	0	0	0	0	0	0	0	0
		1981	1	1	0	29	0	3	3	9	0	0	2	14	0	8309
202	Kharsia	1971	1	0	0	10	1	2	0	3	1	1	2	0	0	9932
		1981	1	0	0	22	1	2	3	6	1	1	3	6	0	12342
203	Pathalgaon	1971	0	0	0	0	0	0	0	0	0	0	0	0	0	0
		1981	1	0	1	48	0	1	2	4	0	0	2	8	0	8059
204	Jashpurnagar	1971	1	0	0	62	1	2	1	3	1	1	2	0	0	7973
		1981	3	Horn-1	0	68	1	2	3	5	1	1	2	7	0	11142

1	2	3	4	5	6	7	8	9	10	11	12	13	14	15	16	17
205	Sarangarh	1971	0	0	1	24	0	2	0	3	1	1	2	0	0	9981
		1981	0	0	1	40	0	3	4	5	0	1	3	24	0	11490
	MANDSAUR															
206	Jawad	1971	1	0	0	28	0	2	2	4	1	1	2	1	1	10317
		1981	1	0	0	28	1	2	3	9	0	1	2	2	1	12368
207	Narayangarh	1971	1	0	0	12	0	1	1	1	0	2	1	1	0	6669
		1981	0	0	1	12	0	2	2	4	0	2	1	1	0	8391
208	Sitamau	1971	0	0	1	20	0	2	3	4	0	1	2	1	1	8460
		1981	0	0	1	20	0	2	6	7	0	1	2	1	1	9920
209	Gandhi Sagar	1971	1	0	0	6	0	1	2	3	0	1	0	0	0	3953
	Hydel Colony	1981	0	1	1	6	0	1	2	5	0	0	1	0	2	5294
		1971	0	0	1	12	0	1	1	1	0	0	2	1	0	4788
210	Malhargarh	1981	0	0	1	12	0	1	2	2	0	0	2	1	0	5530
211	Mahasa	1971	0	0	1	12	0	2	2	3	2	1	3	1	0	11868
		1981	1	0	0	18	1	2	3	7	0	1	3	2	7	15548
212	Shamgarh	1971	1	0	0	8	0	1	2	3	1	0	2	1	0	10196
		1891	0	0	1	8	0	2	3	6	1	0	3	2	1	14017
213	Garoth	1971	1	0	0	36	0	1	1	1	0	2	2	1	1	8038
		1981	1	0	0	36	0	2	2	3	0	2	2	1	1	10740
214	Bhanpura	1971	1	0	0	17	0	2	2	4	1	1	2	0	1	10818
		1981	1	0	0	35	1	2	4	4	1	1	2	1	1	13349
215	Rampura	1971	1	0	0	45	1	2	2	5	1	2	3	1	0	12686
		1981	1	0	0	48	2	2	4	7	1	2	3	1	1	14315
	BASTER															
216	Kanker	1971	1	0	0	28	1	3	1	3	1	1	2	0	1	10646
		1981	1	0	0	34	1	3	4	8	1	1	3	1	5	15085
217	Kirandul	1971	0	0	0	0	0	1	0	3	0	0	0	0	0	9057
		1981	1	2	0	50	1	1	4	7	0	2	1	0	4	15710

1	2	3	4	5	6	7	8	9	10	11	12	13	14	15	16	17
218	Kondagaon	1971	0	0	0	0	0	0	0	0	0	0	0	0	0	0
		1981	1	0	1	56	1	2	7	11	1	0	2	1	5	17279
	NARSIMHAPUR															
219	Gadarwada	1971	1	0	0	29	1	4	1	4	1	1	2	1	1	18676
		1981	1	0	0	36	1	4	5	6	1	1	3	2	0	23527
220	Chhota-Chhin-	1971	0	0	1	10	1	2	1	5	0	1	1	1	1	10746
	dwara	1981	0	0	1	10	1	2	3	6	1	1	1	2	0	14203
221	Kareli	1971	0	0	1	4	1	3	1	2	1	1	2	1	0	12350
		1981	0	0	1	6	1	3	4	4	1	2	3	2	0	16131
	BHIND															
222	Gohad	1971	0	0	1	10	0	2	3	8	0	2	2	1	1	14307
		1981	0	0	1	12	1	2	4	11	0	2	3	1	0	20176
223	Lahar	1971	0	0	1	12	0	1	3	2	0	2	2	1	2	7918
		1981	0	0	1	30	0	2	5	7	0	2	3	1	0	11503
224	Mau	1971	0	0	0	0	0	0	0	0	0	0	0	0	0	0
		1981	0	1	0	0	0	1	7	6	0	0	2	0	1	10185
225	Gormi	1971	0	0	0	0	0	0	0	0	0	0	0	0	0	0
		1981	0	A-1	0	0	0	1	4	2	0	0	1	1	0	13055
226	Mehgaon	1971	0	0	1	12	0	1	2	1	0	0	2	1	0	5378
		1981	0	0	1	12	0	2	3	4	0	0	2	1	0	7676
227	Mihona	1971	0	0	0	0	0	0	0	0	0	0	0	0	0	0
		1981	0	1	0	0	1	2	2	2	0	0	1	1	0	8670
228	Alampur	1971	0	0	0	0	0	0	0	0	0	0	0	0	0	0
		1981	0	1	0	5	1	1	2	4	0	0	1	1	0	8211
229	Akdoa	1971	0	0	0	0	0	0	0	0	0	0	0	0	0	0
		1981	0	1	0	0	0	1	2	2	0	0	0	1	0	7593
230	Daboh	1971	0	0	0	0	0	0	0	0	0	0	0	0	0	0
		1981	0	0	1	0	0	1	2	3	0	0	1	1	0	6628

1	2	3	4	5	6	7	8	9	10	11	12	13	14	15	16	17
	GUNA															
231	Raghogarh	1971	0	0	1	12	0	1	2	2	0	1	2	1	4	7772
		1981	0	0	1	30	0	2	2	3	0	0	2	1	2	9598
232	Chanderi	1971	0	0	1	9	1	1	2	2	1	1	2	1	3	10354
		1981	0	0	1	10	1	2	3	3	0	1	2	2	5	12528
233	Chachaura-	1971	1	0	0	10	0	2	4	2	0	2	1	1	5	9186
	Binaganj	1981	1	1	0	22	0	3	3	5	0	2	1	2	5	12219
234	Mungaoli	1971	1	0	0	12	0	1	3	6	1	1	2	1	5	10880
		1981	1	0	0	20	0	2	3	11	1	1	3	2	1	13859
235	Ashoknagar	1971	1	0	0	18	1	3	5	5	2	1	3	1	3	19648
		1981	0	0	1	44	2	3	8	15	1	3	3	2	2	28736
	SURGUJA															
236	Chirmiri	1971	0	0	0	0	0	0	0	0	0	0	0	0	0	8857
		1981	1	1	0	31	1	2	5	8	1	1	3	0	10	16303
237	Surajpur	1971	0	0	1	16	0	1	2	2	0	0	2	1	0	5296
		1981	0	0	1	30	0	2	3	11	0	0	2	3	1	7477
238	Manendragarh	1971	0	0	1	12	0	2	2	6	1	0	3	1	0	12532
		1981	1	0	1	212	1	2	4	10	1	0	4	1	1	19265
239	Baikunthpur	1971	1	0	1	22	0	2	2	3	0	1	2	0	0	5065
		1981	0	0	1	14	0	2	3	5	1	1	3	1	1	6530
240	Ramanujganj	1971	0	0	1	12	0	1	0	2	0	1	2	0	0	3878
		1981	0	0	1	12	0	1	3	4	0	1	2	1	0	5539
241	Jhagrakhand	1971	0	0	0	0	0	0	0	0	0	0	0	0	0	0
		1981	0	2	1	5	0	0	3	8	0	0	1	0	5	11851
	HOSHANGABAD															
242	Sohagpur	1971	0	0	1	18	1	4	1	6	1	0	2	1	1	12097
		1981	0	0	1	16	1	4	1	10	1	1	2	1	0	15642

1	2	3	4	5	6	7	8	9	10	11	12	13	14	15	16	17
243	Seoni-Malwa	1971	0	0	1	11	1	0	0	3	1	1	2	0	1	12064
		1981	0	0	1	30	1	3	3	10	1	1	4	1	1	15862
244	Pachmarhi	1971	0	0	1	0	0	4	0	5	1	1	1	0	0	8012
	Cantt.	1981	0	1	0	0	0	3	4	6	1	1	2	0	1	9546
245	Tiharni	1971	0	0	1	8	0	2	2	3	1	0	2	0	3	7896
		1981	0	0	1	10	0	2	2	3	1	1	3	0	0	10557
246	Babai	1971	0	0	1	9	0	1	2	1	0	1	2	1	1	5317
		1981	0	0	1	9	0	2	2	3	0	1	3	0	1	7418
247	Khirkiya	1971	0	0	1	0	0	1	1	2	0	1	1	2	0	5745
		1981	0	0	1	6	0	2	1	2	0	1	2	0	0	7523
248	Bhilakhedi	1971	0	0	0	0	0	0	0	0	0	0	0	0	0	0
		1981	1	0	0	60	0	1	1	1	0	0	0	0	0	6078
249	Ranipura	1971	0	0	0	0	0	0	0	0	0	0	0	0	0	0
		1981	0	0	1	16	0	1	1	3	0	0	0	0	0	5065
250	Pachmarhi	1971	1	0	0	16	0	0	0	0	0	0	1	0	0	1212
		1981	1	0	0	18	0	0	1	3	0	1	0	0	0	1540
251	Piparia	1971	0	0	1	20	2	4	1	8	2	1	3	1	0	16281
		1981	0	0	1	30	1	4	2	11	2	1	5	0	0	25319
	SAGAR															
252	Khurai	1971	0	0	1	16	1	3	2	5	1	1	3	0	3	19744
		1981	0	A-1	1	16	1	3	8	11	1	1	3	0	0	24705
253	Gakhakota	1971	1	0	0	12	0	2	1	5	1	1	2	1	1	14616
		1981	1	0	0	10	0	2	3	7	2	1	2	1	0	19589
254	Deori	1971	0	0	1	6	2	2	2	4	2	1	2	1	0	12321
		1981	0	0	1	30	1	2	4	8	1	1	3	1	1	17129
255	Rahatgarh	1971	0	0	1	6	0	1	2	1	0	0	1	1	0	8177
		1981	0	0	1	6	0	1	2	3	0	0	1	1	1	13355

1	2	3	4	5	6	7	8	9	10	11	12	13	14	15	16	17
256	Banda	1971	0	0	1	22	0	1	2	2	1	0	2	0	2	7630
		1981	0	0	1	20	0	2	4	4	0	0	2	0	0	12569
257	Rehi	1971	1	0	0	10	0	1	1	2	1	1	2	1	3	9509
		1981	0	0	1	10	0	2	6	8	1	2	3	1	0	16343
258	Shahgarh	1971	0	0	0	0	0	0	0	0	0	0	0	0	0	0
		1981	0	0	1	6	0	1	3	3	0	1	2	1	0	8498
259	Dhana	1971	0	0	0	0	0	0	0	0	0	0	0	0	0	0
		1981	0	0	1	6	0	1	2	3	0	0	1	1	0	7107

Appendix Table-10: Availability of Medical, Educational, Recreational, Banking Facilities and Credit Socities in Small Towns, 1971 and 1981

STATE/ DISTT./TOWN		Census Year	Medical				Educational			Recreational		Banks & Cr Soc			
			Hosp./NH	Disp.	PHC/HC	No.of Beds	College	SS/HSS/ Mt	JS/MD School	Primary School	Cinema	Pbl Lib/ RR	Banks	Ag Cr Soc	Non Ag Cr Soc	Popu-lation
1	2	3	4	5	6	7	8	9	10	11	12	13	14	15	16	17
MAHARASHTRA																
	CHANDRAPUR															
1	Sati	1971	0	1	0	2	0	0	2	1	0	0	1	1	1	5154
		1981	1	1	0	4	0	2	1	2	0	0	1	1	1	7193
2	Ghugus	1971	1	4	0	0	0	1	1	3	0	0	0	0	0	8262
		1981	1	4	0	0	0	1	1	3	0	0	3	1	0	15214
3	Rajura	1971	0	7	0	6	0	1	2	4	0	1	2	2	3	7122
		1981	1	7	0	16	0	4	3	4	1	1	3	1	0	10589
4	Desaiganj	1971	0	9	1	0	0	2	2	6	1	0	1	3	0	11783
		1981	0	9	1	7	0	3	3	8	0	0	3	1	0	15503
5	Majari	1971	0	0	0	0	0	0	0	0	0	0	0	0	0	0
		1981	0	0	0	0	0	0	0	0	0	0	0	0	0	1894
	RAIGARH															
6	Uran	1971	2	10	0	20	0	2	1	5	0	1	3	0	2	12616
		1981	1	10	0	26	0	3	2	5	1	1	6	0	6	15168
7	Pen	1971	0	10	0	33	0	4	0	4	1	1	5	0	0	11754
		1981	0	10	0	31	0	8	4	7	1	1	6	1	7	14772
8	Mahad	1971	1	1	0	14	1	2	2	5	2	1	5	0	0	13500
		1981	1	1	0	20	1	4	2	5	0	1	7	0	1	15196
9	Shrivardhan	1971	0	5	0	0	0	1	2	6	1	1	2	0	0	12342
		1981	0	5	0	7	0	5	2	7	1	1	5	2	4	13740
10	Revdands	1971	2	14	0	13	0	1	0	6	1	2	2	0	2	6743
		1981	2	14	1	16	0	2	1	5	1	1	3	1	1	7246

1	2	3	4	5	6	7	8	9	10	11	12	13	14	15	16	17
11	Roha Ashtami	1971	0	14	1	6	0	1	1	4	1	1	3	1	3	8631
		1981	0	14	0	10	0	1	1	6	1	1	5	1	0	11781
12	Alibag	1971	3	6	0	118	1	2	1	9	1	1	3	1	0	11913
		1981	3	6	1	118	1	4	2	7	1	1	5	1	8	14051
13	Matheran	1971	1	1	0	14	0	1	1	2	0	1	1	0	0	3397
		1981	2	0	0	14	0	4	2	2	0	1	1	0	1	3920
14	Rasayani	1971	1	0	0	20	0	2	0	0	1	1	0	0	0	2018
		1981	1	0	0	50	0	4	1	1	1	1	2	0	2	3651
15	Murud	1971	1	8	0	18	0	2	2	7	1	1	3	2	1	11210
		1981	2	8	0	22	0	4	4	7	1	1	4	2	2	11235
16	Karjat	1971	0	6	1	0	0	1	0	2	1	1	2	1	0	5634
		1981	1	6	0	38	0	2	1	5	1	1	5	2	4	7970
17	Kegaon	1971	0	0	0	0	0	0	0	0	0	0	0	0	0	0
		1981	1	0	0	0	0	0	0	1	0	0	0	0	0	6635
18	Goregaon	1971	0	0	0	0	0	0	0	0	0	0	0	0	0	0
		1981	1	0	0	10	0	3	2	3	1	1	4	0	0	5813
19	Neral	1971	0	4	0	0	0	1	0	2	1	1	2	0	0	8078
		1981	0	4	0	6	0	1	1	8	1	1	2	1	2	9623
20	Khopoli	1971	1	1	0	2	0	1	0	1	0	1	0	0	0	18152
		1981	1	1	0	34	1	10	2	22	1	1	8	1	10	32102
	NANDED															
21	Kinwat	1971	0	1	0	4	0	2	2	2	1	1	2	2	2	10595
		1981	0	4	0	6	1	4	4	5	1	2	3	1	0	16476
22	Kandhar	1971	0	4	0	6	1	4	4	5	1	2	3	1	0	9221
		1981	0	4	0	16	1	9	4	9	1	2	4	1	0	12317
23	Mukhed	1971	0	4	0	5	0	3	3	3	1	1	1	2	1	9257
		1981	0	4	0	10	1	6	3	4	1	2	4	1	0	14006

1	2	3	4	5	6	7	8	9	10	11	12	13	14	15	16	17
24	Kundalvadi	1971	0	0	1	6	0	2	0	1	1	1	1	1	6	10388
		1961	0	0	1	6	0	4	2	2	1	2	2	1	7	11617
25	Dharmabad	1971	0	5	0	6	1	2	2	2	1	1	2	1	2	13677
		1961	1	1	0	12	1	6	5	7	2	1	3	4	0	19146
26	Mudkhed	1971	1	1	0	5	0	1	1	1	1	1	1	1	1	7598
		1961	1	1	1	13	0	4	2	3	1	1	2	1	0	9865
27	Pathumri	1971	0	6	1	16	0	3	1	4	0	0	1	1	4	5304
		1961	1	6	2	36	0	5	1	4	1	1	3	1	0	6625
28	Biloli	1971	0	4	0	4	0	1	1	1	0	3	2	1	0	6273
		1961	0	4	0	4	0	2	1	2	1	1	2	1	0	7776
29	Hadgaon	1971	0	5	0	8	0	3	3	1	1	1	3	39	28	7591
		1961	0	5	0	16	0	6	2	2	1	1	2	0	0	11127
	WARDHA															
30	Deoli	1971	0	6	0	0	0	3	0	5	1	1	1	1	0	9508
		1961	1	6	0	12	0	5	2	7	1	1	3	1	3	11566
31	Sindi	1971	0	5	0	9	0	2	0	6	0	1	2	1	2	8332
		1961	1	5	0	15	0	4	1	6	0	2	2	1	4	9897
	AKOLA															
32	Patur	1971	0	6	0	0	1	1	1	4	1	1	1	2	0	11867
		1961	0	6	0	0	0	4	3	4	1	0	3	1	0	14269
33	Telhara	1971	2	14	0	19	1	2	0	3	1	2	1	2	0	9455
		1961	2	14	0	20	1	4	3	4	1	3	5	3	0	11204
34	Mangrulpir	1971	0	16	1	6	1	3	0	5	1	1	2	1	1	14087
		1961	0	7	1	9	1	8	4	6	1	1	2	2	0	17875
	AMRAVATI															
35	Dattapur Dhamangao	1971	2	6	0	32	1	3	0	11	0	1	3	1	4	15298
		1961	2	6	0	32	1	6	3	10	1	2	3	1	4	18349

1	2	3	4	5	6	7	8	9	10	11	12	13	14	15	16	17
36	Morsahi	1971	1	1	1	12	0	3	0	6	1	1	2	1	4	16084
		1981	1	1	1	30	1	5	3	7	1	2	3	5	0	20524
37	Sendurjana	1971	1	8	1	8	0	2	0	4	1	1	1	5	1	12960
		1981	1	8	1	16	0	6	1	4	1	1	2	5	3	17282
38	Chikalda	1971	0	1	0	5	0	3	1	1	0	0	1	1	0	2487
		1981	0	1	1	14	0	2	1	2	0	0	2	1	0	2620
39	Chandur Bazar	1971	1	7	0	6	1	2	0	4	1	2	1	1	0	9569
		1981	1	7	0	24	1	4	4	5	1	3	3	4	4	11923
40	Chandur	1971	0	6	0	22	0	3	0	5	1	1	3	2	2	11502
		1981	0	6	0	22	1	6	3	5	1	1	3	2	2	13612
	SOLAPUR															
41	Sangole	1971	3	1	0	14	0	2	0	2	0	1	5	1	5	11189
		1981	3	1	0	28	1	4	2	2	0	1	5	1	4	14854
42	Mangalvedhe	1971	0	7	1	0	0	2	1	5	0	1	4	0	8	15141
		1981	0	7	1	6	1	4	1	5	1	1	4	2	2	16820
43	Karmala	1971	0	1	0	0	1	2	0	4	1	2	4	1	0	14051
		1981	1	1	1	65	1	4	2	8	2	1	5	1	4	16729
44	Kurduvadi	1971	2	6	0	103	0	3	4	5	1	2	4	1	2	17862
		1981	3	6	1	145	1	8	4	12	2	3	6	1	5	19554
45	Maindargi	1971	0	4	0	4	0	1	0	0	0	0	1	1	3	10725
		1981	0	4	0	4	0	2	1	4	0	2	2	1	3	11079
46	Dudhani	1971	1	2	0	6	0	1	0	4	0	1	1	0	1	6726
		1981	1	2	0	6	0	5	4	4	0	1	2	0	0	8300
	RATNGIRI															
47	Vengurla	1971	1	10	0	184	1	3	3	11	1	1	5	2	0	11805
		1981	3	10	0	222	1	10	1	11	1	1	6	0	4	12339
48	Malwan	1971	0	9	0	42	2	4	4	20	1	2	6	0	0	17579
		1981	2	9	0	158	2		4	20	1	2	7	1	0	17328

1	2	3	4	5	6	7	8	9	10	11	12	13	14	15	16	17
49	Sawaniwadi	1971	1	14	0	81	1	5	5	10	1	1	5	0	9	16873
		1981	1	14	0	92	1	10	5	11	1	1	6	0	7	18671
50	Pophali	1971	0	0	0	0	0	1	1	3	1	1	0	1	1	6374
		1981	0	8	0	0	0	2	1	4	0	1	1	1	0	4817
51	Harnai	1971	0	1	0	0	0	1	1	3	0	2	1	0	5	7426
		1981	0	1	0	0	0	2	1	3	0	2	1	0	0	4703
52	Alore	1971	0	1	0	0	0	0	0	1	0	0	0	0	0	3369
		1981	0	1	0	0	0	2	1	3	0	1	0	0	0	3288
53	Khed	1971	2	6	0	39	0	3	2	4	1	2	3	0	0	8823
		1981	2	6	0	40	0	5	3	4	2	2	4	1	0	10203
54	Kankavli	1971	0	0	0	0	0	0	0	0	0	0	0	0	0	0
		1981	0	0	0	0	0	2	2	1	0	0	3	0	0	2203
55	Rajapur	1971	1	7	0	19	0	2	2	3	1	1	3	50	15	9017
		1981	1	7	0	27	0	1	2	3	1	1	4	1	1	8884
56	Dapolicamp	1971	1	0	0	16	1	1	2	2	1	1	3	0	0	6296
		1981	1	0	0	16	1	4	2	3	1	1	5	0	1	7832
57	Dabhol	1971	0	0	1	4	0	1	1	3	1	2	1	0	0	5402
		1981	0	0	1	4	0	3	2	4	1	1	2	0	0	6363
	AURANGABAD															
58	Paithan	1971	0	12	1	8	1	3	0	4	1	1	2	2	1	14526
		1981	0	12	1	8	1	6	4	5	1	1	5	2	2	21126
59	Vaijapur	1971	0	1	1	17	1	2	0	3	2	1	4	2	2	16660
		1981	0	1	1	22	1	6	3	14	2	1	6	0	0	20657
60	Aurangabad	1971	2	2	0	20	0	2	4	3	0	1	1	0	0	14770
		1981	2	2	0	20	0	4	2	3	0	1	0	0	0	17484
61	Nangapur	1971	0	4	0	8	1	2	0	2	1	1	4	0	0	8871
		1981	1	4	0	8	1	4	2	3	1	1	4	1	3	11468

1	2	3	4	5	6	7	8	9	10	11	12	13	14	15	16	17
62	Ambad	1971	1	5	0	3	0	1	0	1	1	1	1	1	4	9222
		1981	1	5	0	10	1	4	2	2	1	1	3	1	0	11200
63	Kannad	1971	0	0	1	8	0	1	0	2	1	1	2	1	0	10398
		1981	0	0	1	8	1	4	2	3	1	1	3	4	4	16391
64	Khuldabad	1971	0	1	0	4	0	1	1	1	0	0	2	1	0	6149
		1981	0	1	0	6	0	5	2	2	0	0	3	2	2	8315
65	Bhokardan	1971	0	3	1	5	0	1	2	3	0	1	3	1	2	7083
		1981	0	3	1	5	0	4	2	4	1	1	3	1	1	9681
	BID															
66	Manjlegaon	1971	0	1	0	5	0	2	2	6	1	1	4	4	0	13599
		1981	0	1	0	8	1	5	3	7	2	2	6	2	5	22555
67	Dharur	1971	0	4	0	0	0	1	0	4	0	1	2	1	4	10544
		1981	0	4	0	10	1	2	1	4	1	1	2	1	0	12836
68	Georai	1971	0	1	0	4	0	1	1	2	1	1	2	1	1	10540
		1981	1	1	0	10	1	6	3	3	1	1	3	1	0	15495
69	Ashti	1971	0	1	1	14	0	2	0	2	1	1	3	1	1	5859
		1981	0	6	1	20	1	4	2	2	1	1	4	1	1	7290
	NAGPUR															
70	Katol	1971	1	2	0	23	1	4	1	9	1	1	3	3	5	19236
		1981	1	2	0	16	1	9	3	11	1	3	5	0	0	24033
71	Kamptee Cantonment	1971	1	0	0	20	0	4	1	4	0	1	1	0	0	10971
		1981	1	0	0	32	0	5	5	5	0	1	1	0	0	15241
72	Savner	1971	0	1	0	8	1	2	2	4	1	2	1	1	0	12757
		1981	0	1	0	64	1	5	2	6	2	2	3	2	0	15541
73	Khapa	1971	0	7	0	10	0	2	6	9	0	1	0	1	0	12080
		1981	0	7	0	10	0	3	6	9	1	1	2	1	2	12722
74	Ramtek	1971	1	4	0	14	0	5	5	9	1	1	3	3	8	13440
		1981	1	4	0	27	1	11	5	9	1	1	4	1	2	16734

1	2	3	4	5	6	7	8	9	10	11	12	13	14	15	16	17
75	Narkhed	1971	2	6	0	6	0	3	3	5	1	1	3	1	4	13053
		1981	2	6	1	13	1	5	3	6	1	1	3	7	4	15878
76	Kanhan	1971	1	0	0	0	0	0	1	3	1	0	0	0	1	6600
		1981	1	1	0	25	0	2	1	5	1	3	3	1	6	12060
77	Davlameti	1971	0	0	0	0	0	0	0	0	0	0	0	0	0	0
		1981	0	0	0	0	0	0	0	0	0	0	0	0	0	1771
78	Mohpa	1971	0	1	0	4	0	1	1	3	0	1	1	1	0	6102
		1981	0	4	0	4	1	2	1	2	0	1	2	3	2	6430
79	Bina	1971	0	0	0	0	0	0	0	0	0	0	0	0	0	0
		1981	0	0	0	0	0	0	0	1	0	0	0	1	0	3183
80	Chicholi	1971	0	0	0	0	0	0	0	0	0	0	0	0	0	0
		1981	0	7	0	0	0	0	2	3	0	1	1	0	1	8541
81	Morad	1971	0	7	0	3	0	1	1	4	1	0	1	1	0	6421
		1981	0	7	0	3	0	2	1	1	1	0	2	1	3	6971
82	Kalmeshwar	1971	0	6	1	8	0	2	2	3	0	1	1	2	2	8117
		1981	0	6	1	15	1	4	2	3	2	1	3	2	4	9439
	NASHIK															
83	Igatpuri	1971	2	7	0	80	0	3	0	15	1	4	2	1	3	17415
		1981	2	7	0	80	0	5	4	15	1	3	5	1	4	20461
84	Satana	1971	1	8	0	20	1	4	0	9	1	1	4	2	8	16720
		1981	1	5	0	24	2	4	4	9	2	1	7	34	10	20821
85	Ravalgaon	1971	1	2	0	28	0	0	1	2	0	2	1	1	1	11780
		1981	1	0	0	28	0	1	1	4	0	2	1	1	1	13253
86	Bhagur	1971	0	8	0	9	0	1	0	7	0	1	1	1	3	9536
		1981	0	8	0	15	1	2	1	7	0	1	3	1	1	11243
87	Nandgaon	1971	0	10	0	46	0	2	0	2	1	2	2	2	15	15685
		1981	0	10	0	46	1	9	3	9	2	2	7	2	5	17768

1	2	3	4	5	6	7	8	9	10	11	12	13	14	15	16	17
88	Lasalgaon	1971	0	5	0	0	1	2	0	2	1	1	3	1	0	6855
		1981	0	5	0	0	2	5	3	2	1	1	5	4	0	8638
89	Erlahare	1971	0	0	0	0	0	0	0	0	0	0	0	0	0	0
		1981	0	1	0	0	0	1	1	2	0	2	1	1	1	10318
90	Trimbak	1971	0	5	1	13	0	1	0	2	0	1	1	1	1	5495
		1981	0	5	1	13	0	3	1	3	0	1	2	2	1	6759
91	Chandvad	1971	1	3	0	16	0	3	0	4	0	1	3	1	2	8789
		1981	0	1	0	16	1	3	2	5	0	3	5	3	6	9946
92	Satpur	1971	0	0	0	0	0	0	0	0	0	0	0	0	0	0
		1981	0	1	0	0	0	2	1	1	1	0	7	0	0	19952
93	Vadner	1971	0	0	0	0	0	0	0	0	0	0	0	0	0	0
		1981	0	0	0	0	0	0	0	1	0	0	0	0	0	3651
	SATARA															
94	Satara road	1971	1	5	0	8	0	2	0	4	1	2	1	2	5	10333
		1981	1	6	0	15	0	4	3	6	1	2	4	2	7	10867
95	Rahimatpur	1971	0	8	0	12	0	2	0	5	1	1	2	1	3	10332
		1981	0	8	0	12	0	5	3	6	1	2	2	1	3	11666
96	Mhasvad	1971	0	6	0	0	0	1	0	6	1	0	2	2	1	12667
		1981	0	6	0	0	0	2	1	6	0	1	4	3	0	14749
97	Mahabaleshwar	1971	1	3	0	18	0	3	0	4	1	1	3	1	1	7318
		1981	1	3	0	18	0	6	6	5	1	2	4	1	0	9061
98	Panchgani	1971	1	7	0	287	0	8	0	2	1	2	3	1	3	6906
		1981	2	7	0	270	0	20	10	6	1	2	4	2	0	8635
99	Koregaon	1971	0	0	0	0	0	0	0	0	0	0	0	0	0	0
		1981	0	1	0	9	1	4	2	5	1	1	6	2	8	14594
	BHANDARA															
100	Tirora	1971	0	2	1	10	1	2	1	8	1	1	1	1	1	15596
		1981	0	2	1	10	1	6	3	6	1	1	3	1	1	18452

1	2	3	4	5	6	7	8	9	10	11	12	13	14	15	16	17
101	Pauni	1971	0	6	0	6	0	3	0	7	1	2	1	2	0	17781
		1981	0	6	0	16	1	4	2	7	1	2	3	2	9	18699
102	Warthi	1971	0	0	0	0	0	0	0	0	0	0	0	0	0	0
		1981	0	1	0	4	0	3	5	2	0	2	1	1	0	5289
103	Mohadi	1971	0	0	0	0	0	0	0	0	0	0	0	0	0	0
		1981	1	0	1	30	0	2	1	1	0	2	2	2	0	7026
	AHMADNAGAR															
104	Wari	1971	1	1	0	6	0	2	0	2	0	2	1	1	0	9180
		1981	1	2	0	12	0	3	1	2	0	2	2	2	0	10259
105	Warwandi	1971	0	0	0	0	0	0	0	0	0	0	0	0	0	0
		1981	0	1	0	0	0	0	1	1	0	0	0	0	0	3713
	YAVATMAL															
106	Pandharkaoda	1971	1	8	0	12	0	2	0	6	1	1	3	1	5	13601
		1981	1	8	0	14	1	4	1	6	2	1	3	3	3	17588
107	Darwha	1971	0	7	0	7	0	3	1	6	1	2	2	1	0	15245
		1981	1	7	0	14	10	9	3	6	1	2	2	1	16	19772
108	Umarkheda	1971	1	0	0	26	1	4	1	7	2	2	3	2	6	17704
		1981	1	0	0	26	1	12	5	9	2	4	4	3	0	23316
109	Ghatanji	1971	2	4	0	6	1	3	0	4	1	2	1	1	1	9174
		1981	2	4	0	18	3	6	3	4	1	4	3	2	12	12628
	BULDANA															
110	Deulgaonraja	1971	1	12	0	2	1	2	1	3	1	1	4	2	10	11467
		1981	1	12	0	14	2	4	2	3	1	1	5	2	18	14088
111	Jalgaon	1971	0	1	0	6	1	3	1	6	1	1	4	30	20	14788
		1981	0	1	0	6	1	5	7	8	1	1	5	1	4	17901
112	Chikhli	1971	1	1	0	23	2	4	1	8	1	2	2	1	2	18634
		1981	0	11	0	23	2	9	5	8	2	3	5	1	4	27606
113	Mehkar	1971	1	10	0	9	1	1	5	5	1	2	3	2	4	16196
		1981	1	10	0	9	1	9	5	5	2	1	6	3	3	22382

1	2	3	4	5	6	7	8	9	10	11	12	13	14	15	16	17
	SANGLI															
114	Ashta	1971	1	6	0	28	1	3	0	9	1	2	4	1	4	17832
		1981	2	11	0	28	2	8	2	12	2	2	6	4	4	21333
115	Vita	1971	3	6	0	32	1	2	0	10	1	1	5	4	3	18726
		1981	0	6	1	59	1	6	3	14	2	2	9	2	8	24081
116	Madhavnagar	1971	0	6	0	0	0	1	0	4	0	2	3	0	2	8853
		1981	0	6	0	0	0	2	1	4	1	1	4	0	2	11144
	PARBHANI															
117	Purna	1971	1	5	0	4	0	1	1	4	1	2	2	1	3	16961
		1981	2	8	0	20	0	9	3	5	2	3	3	2	3	22697
118	Pathri	1971	0	1	1	0	0	1	1	4	1	1	2	1	4	12111
		1981	0	1	1	0	0	4	1	4	1	1	5	1	5	16480
119	Partur	1971	1	1	0	0	0	1	1	3	1	1	3	0	3	13752
		1981	1	1	0	0	0	3	2	3	1	1	4	9	12	16434
120	Gangakheda	1971	0	9	0	4	0	1	1	1	2	1	3	2	3	15792
		1981	0	9	0	4	1	4	3	6	2	1	4	1	3	19739
121	Sonpeth	1971	0	5	0	4	0	1	1	2	1	1	1	2	0	6963
		1981	0	5	1	4	0	3	2	2	1	1	2	2	0	7917
122	Jintur	1971	1	7	0	4	0	1	2	5	1	1	3	1	4	15019
		1981	1	7	0	16	0	6	4	5	2	2	5	1	7	20251
123	Sailu	1971	0	8	0	22	1	1	2	6	2	1	3	0	1	19949
		1981	3	10	0	22	1	6	3	10	2	2	5	2	1	24779
124	Kalamnuri	1971	0	1	0	6	0	1	1	3	1	1	2	1	4	9542
		1981	0	1	0	6	0	4	2	3	1	1	3	3	4	11845
125	Manwath	1971	1	12	0	8	0	1	1	3	2	1	2	0	0	17250
		1981	1	12	0	16	1	4	3	6	2	3	3	1	1	21830

1	2	3	4	5	6	7	8	9	10	11	12	13	14	15	16	17
	THANE															
126	Virar	1971	2	0	0	36	0	1	9	7	2	1	1	2	3	12713
		1981	3	25	0	35	0	3	9	22	2	1	5	1	0	23303
127	Bhayandar	1971	0	1	0	9	1	0	0	2	1	3	1	1	0	10598
		1981	0	2	0	45	0	6	3	3	1	3	6	1	0	25646
128	Kalwa	1971	0	1	0	0	0	1	0	5	0	1	1	0	0	14551
		1981	0	37	0	0	0	2	1	8	0	2	4	0	0	30503
129	Katemanivali	1971	0	2	0	0	0	1	0	2	0	1	1	1	0	9647
		1981	0	2	0	0	0	2	2	4	0	1	1	0	0	20028
130	Shirgaon	1971	0	5	2	10	0	2	1	6	1	3	1	1	4	13881
		1981	0	5	2	10	0	2	1	6	1	1	1	0	0	3616
131	Mohone	1971	3	0	0	150	0	1	0	2	0	1	1	1	0	11344
		1981	3	0	0	150	0	2	1	4	0	3	2	0	1	19354
132	Palghar	1971	0	6	0	30	1	3	0	5	1	1	3	2	7	10554
		1981	2	6	0	21	1	5	1	8	2	1	5	0	0	12481
133	Kulgaon	1971	2	7	0	12	0	1	0	3	0	1	2	1	0	6758
		1981	0	1	0	0	0	2	1	1	1	1	2	0	1	13297
134	Gajabandh-anpathrli	1971	0	0	0	0	0	0	0	0	0	0	0	0	0	0
		1981	0	0	0	0	0	4	0	2	0	3	1	0	0	13474
135	Ghansoli	1971	0	0	0	0	0	0	0	0	0	0	0	0	0	0
		1981	1	1	0	0	0	2	1	2	0	1	1	0	0	8062
136	Chole	1971	0	0	0	0	0	0	0	0	0	0	0	0	0	0
		1981	0	0	0	0	0	2	1	8	1	0	0	0	0	8444

1	2	3	4	5	6	7	8	9	10	11	12	13	14	15	16	17
137	Chikanghar	1971	0	0	0	0	0	0	0	0	0	0	0	0	0	0
		1981	0	0	0	0	1	4	0	2	0	0	0	0	44	9976
138	Balkum	1971	0	0	0	0	0	0	0	0	0	0	0	0	0	0
		1981	0	0	0	0	0	0	0	0	0	0	0	0	0	9019
139	Ayare	1971	0	0	0	0	0	0	0	0	0	0	0	0	0	0
		1981	0	0	0	0	0	2	1	1	0	0	0	0	0	19320
140	Malyan	1971	1	6	0	110	0	0	1	4	1	1	3	0	2	7519
		1981	1	6	0	70	0	2	0	4	1	1	3	0	2	8322
141	Manikpur	1971	0	1	0	0	0	1	0	2	0	3	1	1	3	7610
		1981	0	11	0	0	0	1	2	2	0	3	2	0	1	9531
142	Sandor	1971	0	1	0	0	0	1	0	4	0	3	0	1	2	6705
		1981	0	1	0	0	0	2	1	4	1	2	3	2	0	7927
143	Shahapur	1971	0	3	3	0	0	6	4	0	1	3	2	76	0	7887
		1981	1	3	3	30	0	8	1	4	1	3	4	76	14	8824
144	Vada	1971	0	1	0	13	0	2	3	4	1	1	2	1	3	8168
		1981	1	7	0	8	0	4	2	4	1	1	3	0	0	9384
145	Dahanu	1971	1	10	0	35	0	1	0	4	1	1	1	1	1	9637
		1981	1	10	1	77	0	4	3	4	1	1	3	1	1	7344
146	Koishet	1971	0	0	0	0	0	0	0	0	0	0	0	0	0	0
		1981	0	1	0	0	0	2	1	1	0	0	1	0	0	10190
147	Sopara	1971	0	0	0	0	0	0	0	0	0	0	0	0	0	0
		1981	1	10	0	10	0	1	1	3	0	1	2	0	0	4337
148	Jwhar	1971	1	2	0	15	0	1	1	3	1	1	3	144	17	6110
		1981	1	2	0	10	0	2	0	3	1	1	2	5	0	7055

1	2	3	4	5	6	7	8	9	10	11	12	13	14	15	16	17
	KOLHAPUR															
149	Vadgaonkasba	1971	1	9	0	25	0	2	0	5	1	1	3	1	1	10925
		1981	14	9	0	25	0	4	2	7	1	2	5	1	2	14430
150	Jaysingpur	1971	7	3	0	54	1	4	0	6	1	2	5	2	0	17135
		1981	7	3	0	54	1	8	3	16	4	2	11	4	5	24012
151	Panhala	1971	0	2	0	4	0	1	0	3	0	1	2	1	0	2219
		1981	0	2	0	10	0	2	1	3	0	2	3	0	2	2540
152	Malkapur	1971	1	5	0	14	0	1	1	3	0	1	3	1	4	4533
		1981	2	6	0	31	0	4	2	3	0	1	5	1	4	4845
153	Gandhinagar	1971	0	2	0	25	0	1	0	5	0	0	1	0	1	8463
		1981	1	2	0	48	0	0	2	5	0	4	78	7	453	10767
154	Kurundvad	1971	2	6	0	12	0	3	0	9	1	2	4	1	5	14610
		1981	4	9	0	39	1	5	3	9	2	2	12	1	11	17084
155	Gadhinglaj	1971	2	6	0	64	1	4	0	7	1	1	2	1	4	14663
		1981	2	6	0	64	1	9	4	10	1	1	10	1	9	18535
156	Kagal	1971	0	1	0	6	0	2	0	3	1	1	4	1	8	13428
		1981	0	1	0	6	0	4	2	8	1	1	5	1	19	16545
157	Murgud	1971	0	3	0	8	0	2	0	3	1	1	2	3	2	7488
		1981	0	3	0	8	0	4	2	3	1	2	3	2	2	8613
	JALGAON															
158	Erandol	1971	0	5	0	10	0	1	0	6	1	1	2	2	9	18905
		1981	0	13	0	23	1	5	2	7	1	1	4	1	10	22797
159	Faizpur	1971	1	6	0	16	1	2	0	6	1	1	3	2	7	15192
		1981	1	6	0	23	2	4	2	9	2	1	3	1	1	17629
160	Parola	1971	0	9	0	35	0	2	0	7	1	2	4	2	7	19458
		1981	0	1	0	40	1	6	4	7	0	2	4	1	4	24328

1	2	3	4	5	6	7	8	9	10	11	12	13	14	15	16	17
161	Raver	1971	0	7	0	4	0	2	0	5	1	1	4	2	1	15789
		1981	0	7	0	4	0	5	2	7	1	1	4	3	0	20346
162	Varangaon	1971	1	1	0	0	0	1	0	1	0	0	0	0	0	8179
		1981	1	2	0	55	1	6	1	4	0	1	3	3	0	26553
163	Savda	1971	0	12	0	21	0	2	0	5	1	1	1	3	3	14645
		1981	0	2	0	29	0	4	1	6	1	2	3	1	4	15989
164	Kandari	1971	0	2	0	0	0	0	0	1	0	0	1	0	1	7908
		1981	0	0	0	0	0	0	0	1	0	0	1	0	0	9009
	PUNE															
165	Talegon-dabhade	1971	2	11	1	306	1	2	0	4	1	1	3	1	3	16514
		1981	2	17	0	331	1	5	2	4	1	1	5	1	5	23520
166	Daund(M)(b)	1971	2	1	0	38	0	1	0	5	1	2	1	2	0	16583
		1981	2	1	0	59	0	5	1	6	1	2	4	1	0	19318
167	Daund(NM)(a)	1971	3	1	0	37	0	0	2	6	1	1	6	1	0	19387
		1981	3	1	0	37	0	0	2	6	1	4	4	1	0	25575
168	Bhor	1971	0	13	0	8	0	2	0	4	1	1	5	0	2	10708
		1981	0	13	0	8	0	4	2	4	1	1	7	1	4	12834
169	Sasvad	1971	1	5	0	9	0	2	0	5	0	1	4	76	42	10702
		1981	1	5	1	9	1	6	3	5	1	1	5	74	67	12526
170	Alandi	1971	0	1	0	10	0	1	0	2	0	1	1	1	0	4788
		1981	0	2	0	12	0	2	3	3	0	1	2	1	3	7523
171	Jijuri	1971	0	5	0	6	0	1	0	3	0	0	1	1	1	4171
		1981	0	5	1	8	0	2	1	3	0	0	3	1	2	5126
172	Shirur	1971	0	1	2	19	1	2	0	3	0	2	4	1	5	8894
		1981	1	1	0	15	1	3	1	3	1	2	5	1	2	12181

1	2	3	4	5	6	7	8	9	10	11	12	13	14	15	16	17
173	Lohagaon	1971	0	4	0	0	0	0	0	1	0	1	1	0	0	12501
		1981	1	4	0	10	0	2	1	3	0	1	0	0	0	16918
174	Khadakvasla	1971	0	4	0	15	0	1	0	1	0	1	1	0	0	9270
		1981	2	4	0	15	0	3	1	1	0	1	1	0	0	16654
175	Junnar	1971	1	9	0	14	1	4	0	6	1	1	2	1	3	14952
		1981	1	9	0	32	1	8	4	6	1	1	6	4	6	18311
176	Kalas	1971	0	0	0	0	0	0	0	0	0	0	0	0	0	0
		1981	0	9	0	0	0	0	0	1	0	2	0	0	0	11058
177	Dehu	1971	0	4	0	15	0	1	0	2	0	1	0	0	0	5636
		1981	4	0	1	15	0	2	1	3	0	2	1	0	0	7569
178	Sangvihaveli	1971	0	0	0	0	0	0	0	0	0	0	0	0	0	0
		1981	2	0	0	8	0	1	2	2	0	1	1	0	0	11969
179	Shivatramira	1971	0	0	0	0	0	0	0	0	0	0	0	0	0	0
		1981	1	1	0	11	0	3	1	3	1	0	2	1	1	7054
180	Vadgaonsheri	1971	0	0	0	0	0	0	0	0	0	0	0	0	0	0
		1981	0	7	0	0	0	0	0	1	0	2	0	0	0	13050
181	Indapur	1971	0	3	1	8	0	2	0	3	0	2	2	1	4	6896
		1981	0	3	1	44	1	4	2	4	1	2	2	2	2	9418
	DHULE															
182	Nawapur	1971	0	5	0	10	0	2	0	7	1	1	3	1	13	15222
		1981	0	6	1	20	0	8	2	11	1	1	4	1	8	19115
183	Talode	1971	1	7	0	36	0	2	3	5	1	1	2	43	21	17026
		1981	1	7	0	76	1	4	2	8	2	2	4	4	2	20055
184	Shahade	1971	1	11	0	12	1	2	3	6	2	1	4	2	6	18358
		1981	0	11	0	13	1	6	5	7	2	1	7	2	23	24955
	OSMANABAD															
185	Ahmadpur	1971	1	8	0	13	1	3	1	2	1	1	3	1	2	11738
		1981	12	8	0	25	1	7	4	5	1	1	3	35	50	16537

1	2	3	4	5	6	7	8	9	10	11	12	13	14	15	16	17
186	Ausa	1971	0	4	0	23	0	3	0	3	0	0	3	1	6	13477
		1981	0	4	0	23	1	6	4	3	1	2	4	2	5	16761
187	Tuljapur	1971	1	5	0	10	0	2	2	2	1	1	1	1	5	12373
		1981	1	6	0	17	1	6	2	3	2	1	5	1	4	16941
188	Umarga	1971	1	2	0	5	1	1	0	2	1	1	3	1	0	11651
		1981	1	4	0	23	1	4	3	3	1	1	5	1	4	16087
189	Bhum	1971	0	11	0	8	0	1	0	1	0	1	2	2	2	7836
		1981	0	11	0	15	1	6	3	3	0	1	2	2	2	10294
190	Paranda	1971	1	6	0	8	0	2	0	2	0	0	2	2	0	8798
		1981	1	6	0	24	0	4	2	3	0	1	5	2	3	10899
191	Murum	1971	0	6	1	8	0	2	0	5	0	1	1	1	0	12929
		1981	1	6	1	38	0	7	2	3	1	1	4	1	1	13451
192	Nilanga	1971	2	6	0	14	0	4	0	2	0	1	2	2	2	12521
		1981	2	6	0	4	1	8	4	4	1	1	4	2	2	17201
193	Kalamb	1971	1	8	0	8	1	3	2	4	1	1	3	2	0	10216
		1981	1	8	0	8	1	6	2	3	1	2	3	2	0	13788
194	Naldurg	1971	1	2	0	8	0	2	0	3	0	1	1	0	4	7367
		1981	1	2	0	20	1	4	2	5	0	2	2	1	5	9665

Appendix Table-11:Availability of Medical,Educational,Recreational,Banking Facilities and Credit Societies in the Small Towns,1971 and 1981

STATE/ DISTT./TOWN		Census Year	Medical				Educational				Recreational		Banks & Cr Soc			
			Hosp./NH	Disp.	PHC/HC	No.of Beds	College	SS/HSS/ Mt	JS/MD School	Primary School	Cinema	Pbl Lib/ RR	Banks	Ag Cr Soc	Non Ag Cr Soc	Popu-lation
1	2	3	4	5	6	7	8	9	10	11	12	13	14	15	16	17
MANIPUR																
	MANIPUR(S)															
1	Singngat	1971	0	0	0	0	0	0	0	0	0	0	0	0	0	0
		1981	0	0	1	0	0	0	2	4	0	0	1	0	0	2278
2	loktak-Hydro	1971	0	0	0	0	0	0	0	0	0	0	0	0	0	0
	Electric Project	1981	0	0	1	0	0	0	1	2	0	0	1	2	2	2117
3	Moreh	1971	0	0	0	0	0	0	0	0	0	0	0	0	0	0
		1981	0	0	1	0	0	0	2	3	0	0	1	2	0	7678
4	Churachandpur	1971	1	0	0	50	1	7	7	2	1	0	0	1	13	8706
		1981	2	0	0	31	1	3	7	16	1	0	2	0	0	20764
	MANIPUR(E)															
5	Ukhrul	1971	0	0	0	0	0	0	0	0	0	0	0	0	0	0
		1981	1	0	0	22	1	4	4	11	0	0	2	0	0	5823
	MANIPUR(W)															
6	Tamenglong	1971	0	0	0	0	0	0	0	0	0	0	0	0	0	0
		1981	1	0	0	23	0	2	3	4	0	0	1	0	0	4281
	MANIPUR(N)															
7	Karong-Senapati	1971	0	0	0	0	0	0	0	0	0	0	0	0	0	0
		1981	0	0	1	0	0	3	4	0	0	0	1	0	0	3731
8	Kangpokpi	1971	0	0	0	0	0	0	0	0	0	0	0	0	0	0
		1981	1	0	0	20	0	1	5	6	0	0	1	0	0	2107
9	Mao-Maram	1971	0	0	0	0	0	0	0	0	0	0	0	0	0	0
		1981	1	0	0	18	0	2	3	6	0	0	1	0	0	3793
	MANIPUR(C)															
10	Heirok Sikhong	1971	0	0	0	0	0	0	0	0	0	0	0	0	0	0
		1981	0	0	1	0	0	1	2	3	0	0	0	0	0	1239

1	2	3	4	5	6	7	8	9	10	11	12	13	14	15	16	17
11	Sekmai	1971	0	0	0	0	0	0	0	0	0	0	0	0	0	0
		1981	0	0	1	0	0	0	2	4	0	0	1	0	0	4758
12	Sugnu	1971	0	0	0	0	0	0	0	0	0	0	0	0	0	0
		1981	1	0	0	20	0	2	2	4	1	0	0	0	0	4359
13	Lansang	1971	0	0	0	0	0	0	0	0	0	0	0	0	0	0
		1981	0	0	1	0	0	1	3	4	0	0	0	2	1	4567
14	Wangjing	1971	0	0	0	0	0	0	0	0	0	0	0	0	0	0
		1981	0	0	1	0	1	2	2	6	1	0	0	0	0	4660
15	Yairipok	1971	0	0	0	0	0	0	0	0	0	0	0	0	0	0
		1981	0	0	1	0	0	1	2	4	0	0	0	0	0	4513
16	Oinam	1971	0	0	0	0	0	0	0	0	0	0	0	0	0	0
		1981	0	0	1	0	0	1	2	6	1	0	0	2	2	4873
17	Jiribum	1971	0	0	0	0	0	0	0	0	0	0	0	0	0	0
		1981	1	0	0	16	0	1	2	4	1	0	1	0	6	4392
18	Sekmai Bazar	1971	0	0	0	0	0	0	0	0	0	0	0	0	0	0
		1981	0	0	1	0	1	3	3	6	1	0	1	0	0	4028
19	Mayang Imphal	1971	0	0	0	0	0	0	0	0	0	0	0	0	0	0
		1981	1	0	0	16	0	2	2	11	1	0	1	0	0	7322
20	Ningthowkhong	1971	0	0	0	0	0	0	0	0	0	0	0	0	0	0
		1981	0	0	1	0	0	1	3	8	2	0	0	5	4	7084
21	Samuron	1971	0	0	0	0	0	0	0	0	0	0	0	0	0	0
		1981	0	0	1	0	0	1	2	5	0	0	0	0	0	8715
22	Wangai	1971	0	0	0	0	0	0	0	0	0	0	0	0	0	0
		1981	0	0	1	0	0	2	3	10	0	0	0	0	0	7208
23	Kumbi	1971	0	0	0	0	0	0	0	0	0	0	0	0	0	0
		1981	0	0	1	0	0	2	4	10	1	0	0	2	2	6328

1	2	3	4	5	6	7	8	9	10	11	12	13	14	15	16	17
24	Lilong Imphal(W)	1971	0	0	0	0	0	0	0	0	0	0	0	0	0	0
		1981	0	0	0	0	0	1	2	5	0	0	0	2	1	6873
25	Lilong (Thoubal)	1971	0	0	0	0	0	0	0	0	0	0	0	0	0	0
		1981	0	0	1	0	0	1	2	9	0	0	0	3	2	11132
26	Thoubal	1971	0	1	1	30	1	5	2	20	1	0	0	1	0	5682
		1981	1	0	0	34	1	8	7	26	2	0	2	0	0	18568
27	Mairang	1971	1	0	1	10	1	1	3	6	0	1	1	3	3	8378
		1981	1	0	0	31	1	6	5	17	2	0	2	3	5	12806
28	Bishenpur	1971	0	1	1	10	1	2	2	3	0	1	0	1	2	4239
		1981	1	0	0	32	1	3	3	9	1	0	2	2	0	5613
29	Nambol	1971	0	0	1	2	1	2	0	7	0	1	0	1	4	3296
		1981	0	0	1	0	1	3	3	12	1	0	0	0	0	13070
30	Kakching	1971	0	0	1	16	1	1	5	12	1	0	0	1	0	8611
		1981	1	0	0	10	1	6	7	20	2	0	2	0	0	21199
31	Lamlai	1971	0	0	1	0	0	0	1	3	0	1	0	0	1	2219
		1981	0	0	1	0	0	1	2	5	0	0	0	3	4	2959

Appendix Table-12: Availability of Medical,Educational,Recreational,Banking Fecilities and Credit Societies in the Small Towns,1971 and 1981

STATE/ DISTT./TOWN		Census Year	Medical				Educational				Recreational		Banks & Cr Soc			
			Hosp./NH	Disp.	PHC/HC	No.of Beds	College	SS/HSS/ Mt	JS/MD School	Primary School	Cinema	Pbl Lib/ RR	Banks	Ag Cr Soc	Non Ag Cr Soc	Popu-lation
1	2	3	4	5	6	7	8	9	10	11	12	13	14	15	16	17
MEGHALAYA																
	EAST GARO HILLS															
1	William Nagar	1971	0	0	0	0	0	0	0	0	0	0	0	0	0	0
		1981	1	1	1	6	0	1	1	4	0	0	1	0	0	4290
	WEST GARO HILLS															
2	Nongston	1971	0	0	0	0	0	0	0	0	0	0	0	0	0	0
		1981	1	1	1	6	0	1	1	4	0	0	2	1	1	3880
	WEST GARO HILLS															
3	Boghmara	1971	0	0	0	0	0	0	0	0	0	0	0	0	0	0
		1981	0	0	1	16	0	3	2	11	0	0	3	1	1	4183
4	Tura	1971	4	0	0	210	1	6	10	38	1	1	2	0	2	15489
		1981	4	0	0	311	1	13	19	29	1	1	5	0	0	35235
	EAST KHASI HILLS															
5	Madanrting	1971	0	0	0	0	0	0	0	0	0	0	0	0	0	0
		1981	0	0	0	0	0	1	3	6	0	0	0	0	1	6165
6	Cherrapunjee	1971	0	0	0	0	0	0	0	0	0	0	0	0	0	0
		1981	0	0	1	20	0	0	0	0	0	0	2	0	1	6097
7	Pyuthorumkhrdh	1971	0	0	0	0	0	0	0	0	0	0	0	0	0	0
		1981	0	0	0	0	0	1	6	5	0	0	0	0	1	10711
8	Shillong Cantt.	1971	2	1	0	166	1	2	0	2	1	0	1	0	0	4730
		1981	2	1	0	0	1	0	2	3	1	0	1	0	1	6620
9	Mawlai	1971	0	1	0	0	0	4	6	6	0	0	0	0	0	14260
		1981	0	1	0	0	0	4	6	11	0	0	1	0	6	20405
10	Nongthmmai	1971	0	1	0	0	0	5	4	4	0	0	0	0	0	16103
		1981	0	1	0	0	0	3	4	4	0	0	4	0	3	21558

1	2	3	4	5	6	7	8	9	10	11	12	13	14	15	16	17
	JAINTIA HILLS															
11	Jowai	1971	2	0	0	152	1	3	6	12	1	1	1	1	5	8929
		1981	2	9	1	226	1	4	8	16	1	2	3	0	10	2923

Appendix Table-13: Availability of Medical,Educational,Recreational,Banking Fecilities and Credit Societies in the Small Towns,1971 and 1981

STATE/ DISTT./TOWN		Census Year	Medical				Educational				Recreational		Banks & Cr Soc			
			Hosp./NH	Disp.	PHC/HC	No.of Beds	College	SS/HSS/ Mt	JS/MD School	Primary School	Cinema	Pbl Lib/ RR	Banks	Ag Cr Soc	Non Ag Cr Soc	Popu-lation
1	2	3	4	5	6	7	8	9	10	11	12	13	14	15	16	17
NAGALAND																
	KOHIMA															
1	DIMAPUR	1971	1	1	0	34	1	2	4	3	2	0	3	0	0	12426
		1981	3	2	0	100	1	9	10	13	3	0	12	1	1	32878
	MOKOKCHUNG															
2	Mokokchung	1971	1	1	0	125	1	1	2	13	1	0	2	0	0	17423
		1981	2	2	0	200	1	7	3	20	3	1	3	7	5	18060
	MON															
3	Mon	1971	0	0	0	0	0	0	0	0	0	0	0	0	0	0
		1981	1	0	0	45	0	1	4	8	1	2	0	0	0	6898
	TUENSANG															
4	Tuensang	1971	0	0	0	0	0	0	0	0	0	0	0	0	0	0
		1981	1	0	0	85	1	1	4	5	2	3	2	0	0	12200
	ZUNHEBOTO															
5	Zunheboto	1971	0	0	0	0	0	0	0	0	0	0	0	0	0	0
		1981	1	1	0	50	0	3	4	6	1	0	2	1	0	7678
	WOKHA															
6	Wokha	1971	0	0	0	0	0	0	0	0	0	0	0	0	0	0
		1981	1	1	0	50	1	4	4	3	0	1	2	2	2	8180

Appendix Table-14 Availability of Medical, Educational, Recreational, Banking Facilities and Credit Societies in the Small Towns,1971 and 1981

STATE/ DISTT./TOWN	Census Year	Medical				Educational				Recreational		Banks & Cr Soc			
		Hosp./NH	Disp.	PHC/HC	No.of Beds	College	SS/HSS/ Mt	JS/MD School	Primary School	Cinema	Pbl Lib/ RR	Banks	Ag Cr Soc	Non Ag Cr Soc	Popu-lation
1	2 3	4	5	6	7	8	9	10	11	12	13	14	15	16	17
ORISSA															
SAMBALPUR															
1 Hirakud	1971	1	0	0	24	0	1	2	9	1	2	0	0	0	15040
	1981	1	6	0	24	1	2	2	9	0	2	2	0	0	21701
2 Biirla	1971	1	1	0	620	0	1	1	4	1	0	1	0	0	15587
	1981	1	1	0	715	1	3	3	8	1	2	3	0	0	27882
3 Padmapur	1971	1	0	1	10	1	2	0	4	0	1	1	1	2	7349
	1981	1	0	1	16	1	2	3	6	1	0	3	2	0	10337
4 Debagarh	1971	1	1	0	60	1	2	0	5	1	2	1	2	0	8906
	1981	1	1,H-1	0	82	1	2	2	8	1	2	4	1	2	13581
5 Barapali	1971	1	0	0	6	0	2	1	5	0	6	0	2	1	9077
	1981	1	0	0	6	1	3	3	9	1	2	3	2	2	13639
6 Kochinda	1971	1	0	0	24	1	2	0	6	0	1	2	2	0	6838
	1981	1	0	0	24	1	2	2	9	0	0	3	2	0	9370
KENDUJHAR															
7 Daitari	1971	0	0	0	0	0	0	0	0	0	0	0	0	0	0
	1981	1	0	0	12	0	1	2	2	0	4	1	0	0	4844
8 Balgoda	1971	0	0	0	0	0	0	0	0	0	0	0	0	0	0
	1981	1	0	0	20	0	1	1	2	0	2	1	1	1	9515
BALANGIR															
9 Kantabanji	1971	1	1	0	18	0	1	1	4	1	1	1	0	0	10489
	1981	1	1	0	18	0	2	2	7	1	2	1	0	0	14818
10 Patnagarh	1971	1	0	0	6	1	2	1	5	10	1	1	2	0	10085
	1981	1	0	0	6	1	1	3	4	1	2	4	0	0	13597

1	2	3	4	5	6	7	8	9	10	11	12	13	14	15	16	17
11	Sonapur	1971	1	0	0	32	1	2	1	8	0	7	2	2	0	8084
		1981	1	0	0	52	1	3	3	7	1	2	4	0	0	10451
12	Tarbha	1971	0	0	1	6	0	1	1	3	1	1	0	1	0	6417
		1981	1	0	0	6	0	2	2	9	0	4	1	1	0	6926
13	Titlagarh	1971	2	1	0	20	1	3	2	9	1	1	2	1	0	15840
		1981	1	H-2	0	50	1	3	3	11	2	0	5	1	0	21486
14	Binika	1971	0	0	0	0	0	0	0	0	0	0	0	0	0	0
		1981	1	0	0	6	0	1	2	13	0	0	2	1	0	11004
	KORAPUT															
15	Nabarangapur	1971	1	1	0	10	0	2	1	15	1	2	1	3	2	13739
		1981	2	0	0	147	1	3	9	15	2	4	3	0	7	19084
16	Malkangiri	1971	1	0	1	31	0	1	1	3	0	3	1	2	0	7494
		1981	4	0	0	67	1	2	3	5	1	2	2	1	2	15575
17	Kotpad	1971	0	0	1	6	0	2	1	8	1	2	0	1	0	9856
		1981	1	0	0	6	1	2	2	10	1	4	1	1	0	11604
18	Gunupur	1971	1	0	0	10	0	2	1	11	2	2	2	2	0	12702
		1981	1	H-1	1	52	1	2	2	16	2	4	3	2	1	16712
19	Umarkote	1971	1	0	0	14	0	2	1	2	0	1	0	1	0	9826
		1981	2	0	0	86	0	2	2	12	1	2	3	2	0	14309
20	Gudari	1971	0	0	1	6	0	1	0	5	1	1	0	1	0	4774
		1981	1	0	0	6	0	1	1	7	1	4	1	1	1	5698
21	Balimela-	1971	0	0	0	0	0	0	0	0	0	0	0	0	0	0
	Nagar	1981	1	0	0	8	0	1	1	2	0	0	1	0	1	9454
22	Chitrakonda	1971	0	0	0	0	0	0	0	0	0	0	0	0	0	0
		1981	1	0	0	40	0	1	1	3	0	0	1	0	0	7756
23	Paparahandi	1971	0	0	0	0	0	0	0	0	0	0	0	0	0	0
		1981	1	0	0	10	0	1	1	2	1	1	1	0	1	6424

1	2	3	4	5	6	7	8	9	10	11	12	13	14	15	16	17
24	Chandili	1971	0	0	0	0	0	0	0	0	0	0	0	0	0	0
		1981	1	1	0	25	0	1	1	3	0	2	2	0	1	12487
	MAYURBHANJ															
25	RAirangpur	1971	1	0	0	36	1	2	0	10	1	3	2	1	1	11226
		1981	1	0	0	50	1	4	8	15	1	2	5	0	0	15503
26	Kabanjia	1971	0	0	0	0	0	0	0	0	0	0	0	0	0	0
		1981	1	0	0	40	1	3	5	8	1	2	4	1	3	14910
27	Udala	1971	0	0	0	0	0	0	0	0	0	0	0	0	0	0
		1981	1	0	0	35	1	2	2	2	1	0	3	2	1	7136
	PURI															
28	Khordha	1971	1	0	0	34	1	2	2	13	2	19	2	2	1	15879
		1981	1	1	0	70	1	2	4	15	1	18	7	1	12	22386
29	Nayagarh	1971	1	0	0	31	1	2	1	4	1	2	2	2	0	5209
		1981	1	0	0	56	1	3	3	5	1	4	6	1	7	7760
30	Pipili	1971	0	0	0	0	0	0	0	0	0	0	0	0	0	0
		1981	1	1	0	12	1	3	3	7	2	2	3	1	0	8739
31	Kantilo	1971	0	0	0	0	0	0	0	0	0	0	0	0	0	0
		1981	3	1	0	3	1	2	4	4	0	2	2	1	1	7877
32	Banapur	1971	0	0	0	0	0	0	0	0	0	0	0	0	0	0
		1981	1	0	0	25	1	3	3	8	0	0	2	2	0	12003
33	Nimapada	1971	0	0	0	0	0	0	0	0	0	0	0	0	0	0
		1981	1	0	0	9	1	2	4	11	1	2	4	2	0	11406
	BALESHWAR															
34	Soro	1971	0	0	0	0	0	0	0	0	0	0	0	0	0	0
		1981	1	0	0	10	1	4	7	16	1	2	2	2	2	18599
35	Chandoli	1971	0	0	1	10	0	2	2	11	1	4	1	1	3	6717
		1981	1	0	0	12	1	2	2	6	1	2	2	0	1	7808
36	Jaleswer	1971	0	1	0	0	1	2	2	8	0	1	1	7	0	6711
		1981	2	1	0	26	0	3	5	10	1	0	3	2	0	13146

1	2	3	4	5	6	7	8	9	10	11	12	13	14	15	16	17
	SUNDARGARH															
37	Jalda	1971	0	0	0	0	0	0	0	0	0	0	0	0	0	0
		1981	0	0	0	0	0	1	2	6	0	0	0	0	0	12089
38	Sundargarh	1971	4	3	0	94	1	3	2	13	1	1	2	1	4	17244
		1981	3	0	0	143	2	4	9	11	1	4	4	3	6	23699
	KENDUJAR															
39	Kendujar	1971	3	0	0	92	1	4	2	21	1	5	2	2	2	19340
		1981	3	2	0	154	2	6	7	21	1	8	4	2	15	28059
40	Joda	1971	2	0	0	65	0	2	3	12	1	0	0	1	0	17353
		1981	2	4	0	77	0	2	2	16	2	2	1	0	0	26303
41	Anandapur	1971	1	0	0	12	1	2	0	5	0	4	2	1	1	6312
		1981	1	1	0	36	1	4	6	2	0	8	4	2	3	24605
	DHENKANAL															
42	Dhenkanal	1971	1	0	0	91	1	3	0	11	1	1	2	1	1	19615
		1981	3	1	0	128	2	4	4	26	1	6	5	1	1	35653
43	Anugul	1971	1	0	0	36	1	2	4	8	2	2	2	1	1	9053
		1981	1	0	0	78	1	2	6	11	2	6	6	7	6	18060
44	Talcher	1971	1	1	0	24	1	2	2	6	2	2	1	1	0	11794
		1981	2	2	0	24	1	3	4	11	1	6	4	1	2	16227
45	Bhuban	1971	1	0	0	29	0	2	2	6	1	2	0	1	2	11350
		1981	1	0	0	34	1	2	2	11	1	0	2	1	2	15517
46	Rengali Dam Project	1971	0	0	0	0	0	0	0	0	0	0	0	0	0	0
	Township	1981	1	0	0	20	0	1	1	1	1	2	1	0	1	13213
47	Kamakshya Nagar	1971	0	0	0	0	0	0	0	0	0	0	0	0	0	0
		1981	1	0	0	22	1	2	2	8	1	2	3	3	0	10154
48	Talcher	1971	0	0	0	0	0	0	0	0	0	0	0	0	0	0
	T.P.Sta.Township	1981	1	0	0	12	0	1	1	2	1	2	1	0	1	5371
49	Fertilizer	1971	0	0	0	0	0	0	0	0	0	0	0	0	0	0
	Corp.	1981	1	0	0	40	0	2	2	1	0	2	1	0	1	5067

1	2	3	4	5	6	7	8	9	10	11	12	13	14	15	16	17
50	Dera Callary	1971	0	0	0	0	0	0	0	0	0	0	0	0	0	0
	Township	1981	1	0	0	30	0	1	1	1	0	0	1	0	0	4452
	KALAHANDI															
51	Kharaiar	1971	1	0	1	116	0	2	0	10	0	0	0	1	0	7651
		1981	3	0	0	216	1	2	2	8	1	2	3	1	0	9946
52	Kharir	1971	0	0	1	6	0	3	3	6	1	1	1	2	0	9226
	Road	1981	1	0	0	8	0	3	3	8	1	2	3	1	0	11448
53	Kesinga	1971	0	0	1	6	0	2	1	5	0	1	1	1	0	8536
		1981	1	0	0	6	0	2	2	5	1	2	3	1	0	11133
54	Junagarh	1971	1	0	0	10	0	1	0	4	0	1	0	1	0	7876
		1981	1	0	0	10	0	1	2	6	0	0	2	1	0	10193
	PHULABANI															
55	Phulabani	1971	2	1	0	95	1	2	2	7	0	2	1	0	0	10677
		1981	2	0	0	150	2	2	3	15	0	6	3	0	3	18326
56	Baudh	1971	1	0	0	26	0	2	2	11	1	1	1	5	2	8891
		1981	1	1	0	33	1	2	2	11	1	2	5	1	3	12589
57	G.Udayagiri	1971	0	0	0	0	0	0	0	0	0	0	0	0	0	0
		1981	1	0	0	100	0	4	3	9	2	2	3	0	2	2846
	CUTTACK															
58	Athagad	1971	1	0	0	26	1	1	3	6	0	1	1	2	0	8931
		1981	1	0	0	37	1	2	4	7	1	2	4	2	0	11087
59	Banki	1971	1	0	0	18	1	2	0	7	1	1	0	5	0	9296
		1981	1	0	0	38	1	2	3	6	2	0	4	5	1	12595
60	Jajapur	1971	0	f	0	0	1	3	1	7	2	4	0	1	0	13846
	Road	1981	1	1	0	10	1	3	3	13	2	2	5	1	0	20935
61	Jajapur	1971	1	0	0	37	1	4	5	24	2	5	2	1	2	16707
		1981	1	0	0	65	1	6	6	24	2	22	4	1	2	22232
62	Paradip	1971	1	0	0	10	0	2	0	1	0	0	2	0	0	6705
		1981	2	1	0	70	1	1	3	5	0	2	7	0	2	33042

1	2	3	4	5	6	7	8	9	10	11	12	13	14	15	16	17
	GANJAM															
63	Asika	1971	1	0	0	21	1	4	1	8	2	2	3	3	2	12954
		1981	2	0	0	71	2	4	3	9	2	4	7	6	1	16394
64	Surada	1971	0	1	0	9	0	3	1	7	1	3	0	1	0	9833
		1981	1	1	0	9	1	3	3	7	0	2	2	0	1	11269
65	Purusotampur	1971	0	1	0	4	0	2	0	4	0	0	0	1	0	8898
		1981	0	1	0	0	1	2	2	7	0	2	2	1	1	10739
66	Polasara	1971	0	0	1	6	0	2	0	3	0	1	0	1	0	10579
		1981	1	0	0	30	1	3	3	10	0	2	3	1	1	13039
67	Kovisurjya Nagar	1971	0	0	1	6	0	3	2	8	0	0	0	1	1	9500
		1981	1	0	0	6	0	4	4	8	1	2	2	2	3	11870
68	Hinjili	1971	0	1	0	0	1	3	2	3	1	1	1	2	0	10821
		1981	1	0	0	6	1	3	3	8	1	2	2	1	0	13761
69	Chhatrapur	1971	2	0	0	51	1	2	0	6	1	2	2	2	1	10835
		1981	2	0	0	66	1	2	6	6	1	3	3	0	0	14140
70	Bhinjanagar	1971	1	0	0	40	1	2	2	7	1	0	3	2	0	12352
		1981	2	0	0	50	1	3	3	8	1	1	4	3	1	15324
71	Gopalpur	1971	0	1	0	2	0	1	2	2	0	1	0	1	0	3583
		1981	0	1	0	0	0	1	2	2	0	1	3	0	1	4503
72	Bellaguntha	1971	0	1	0	2	0	2	1	4	0	2	0	1	0	7113
		1981	1	1	0	8	0	2	2	4	1	4	2	2	0	7915
73	Rambha	1971	0	1	0	2	0	1	1	5	0	2	0	2	0	6771
		1981	0	1	0	0	0	1	1	5	0	2	3	1	0	8196
74	Khallikote	1971	0	0	1	6	1	2	0	3	0	2	0	2	0	6889
		1981	1	0	0	6	2	3	3	7	0	12	2	1	2	8340
75	Buguda	1971	1	0	0	6	0	2	0	3	0	1	1	2	0	5148
		1981	1	0	0	14	1	2	2	8	0	0	2	1	0	8706

1	2	3	4	5	6	7	8	9	10	11	12	13	14	15	16	17
76	Kashinagara	1971	0	0	0	0	0	0	0	0	0	0	0	0	0	0
		1981	1	0	0	6	0	1	1	6	1	0	1	0	0	9179
77	Kodala	1971	0	0	0	0	0	0	0	0	0	0	0	0	0	0
		1981	1	1	0	6	0	2	2	5	0	0	1	2	1	8537
78	Chikiti	1971	0	0	0	0	0	0	0	0	0	0	0	0	0	0
		1981	1	0	0	6	0	3	3	5	1	4	2	0	1	8177
79	Ganjam	1971	0	0	0	0	0	0	0	0	0	0	0	0	0	0
		1981	0	3	0	0	1	3	3	6	0	1	1	1	2	7580
80	Dijapahandi	1971	0	0	0	0	0	0	0	0	0	0	0	0	0	0
		1981	1	0	0	6	1	2	2	7	0	2	2	1	2	7853

Appendix Table-15: Availability of Medical, Educational, Recreational, Banking Facilities and Credit Societies in the Small Towns,1971 and 1981

STATE/ DISTT./TOWN		Census Year	Medical				Educational				Recreational		Banks & Cr Soc			
			Hosp./NH	Disp.	PHC/HC	No.of Beds	College	SS/HSS/ Mt	JS/MD School	Primary School	Cinema	Pbl Lib/ RR	Banks	Ag Cr Soc	Non Ag Cr Soc	Popu-lation
1	2	3	4	5	6	7	8	9	10	11	12	13	14	15	16	17
PUNJAB																
	AMRITSAR															
1	Jandiala	1971	0	1	0	4	0	2	0	5	0	1	2	0	0	14060
		1981	0	1	0	4	0	5	1	16	1	1	3	0	0	16335
2	Patti	1971	0	1	0	13	1	4	1	3	1	1	3	1	11	18389
		1981	1	0	0	50	1	4	5	8	1	1	6	1	11	19765
3	Ramdas	1971	0	0	1	10	0	1	1	2	0	1	1	2	1	4322
		1981	1	0	1	30	0	1	2	2	0	1	2	2	1	4123
4	Majitha	1971	0	1	0	4	0	2	1	2	0	1	2	4	0	8225
		1981	0	1	0	0	0	2	3	8	0	2	2	4	0	9394
5	Khemkaran	1971	0	1	0	4	0	2	0	1	0	1	0	5	1	8329
		1981	0	1	0	20	0	3	4	7	0	1	1	5	1	8757
6	Rayya	1971	0	0	0	0	0	0	0	0	0	0	0	0	0	0
		1981	0	1	0	4	1	2	2	2	1	0	5	1	1	7049
7	Cholasahib	1971	0	0	0	0	0	0	0	0	0	0	0	0	0	0
		1981	0	1	0	4	0	4	2	2	0	0	1	0	0	5913
8	Amritsar	1971	0	1	0	0	0	1	0	1	0	0	0	0	0	3224
	Cantt.	1981	0	1	0	0	0	1	1	1	0	0	0	0	0	11040
9	Ajnala	1971	0	0	0	0	0	0	0	0	0	0	0	0	0	0
		1981	1	0	1	50	1	2	4	5	0	1	3	1	0	7506
	SANGRUR															
10	Tapa	1971	0	0	1	8	0	2	0	0	0	1	2	1	0	8467
		1981	0	0	1	8	1	3	0	6	0	1	3	1	0	11108

1	2	3	4	5	6	7	8	9	10	11	12	13	14	15	16	17
11	Khanauri-Kalan	1971	0	0	0	0	0	0	0	0	0	0	0	0	0	0
		1981	0	1	0	4	0	1	0	1	0	0	2	1	0	4923
12	Bhawanigaha	1971	0	0	1	7	0	2	0	0	0	2	2	1	0	6726
		1981	0	0	1	8	1	2	0	3	1	2	3	1	0	9817
13	Moonak	1971	0	0	0	0	0	0	0	0	0	0	0	0	0	0
		1981	1	0	1	30	0	2	2	1	0	0	2	0	0	8536
14	Longowal	1971	0	0	1	8	0	2	0	0	0	1	1	2	1	11209
		1981	1	1	1	30	0	2	0	5	0	1	1	2	1	12971
15	Ahmedgarh	1971	0	1	0	6	0	3	0	1	1	2	4	1	0	12499
		1981	0	1	0	4	1	3	0	2	1	2	6	1	0	16874
16	Bhadaur	1971	0	1	0	0	0	2	0	0	0	1	0	3	1	10428
		1981	0	1	0	4	0	2	2	4	0	1	1	1	0	13350
17	Dhanaula	1971	0	0	1	8	0	2	0	0	0	1	1	0	0	11877
		1981	1	0	1	30	0	2	0	7	0	1	3	1	0	13885
18	Dhuri	1971	2	1	0	20	0	4	0	1	1	2	3	1	1	19300
		1981	2	1	0	51	1	4	1	6	1	2	5	2	1	27100
19	Lehragaga	1971	0	1	0	2	0	2	0	0	0	1	2	2	0	9531
		1981	0	1	0	4	0	2	1	4	0	1	2	25	9	12241
	KAPURTHALA															
20	Dhilwan	1971	0	0	0	0	0	0	0	0	0	0	0	0	0	0
		1981	0	0	1	8	0	2	0	2	0	0	2	1	0	5320
21	Begowal	1971	0	0	0	0	0	0	0	0	0	0	0	0	0	0
		1981	3	0	1	8	1	2	0	1	0	0	1	1	0	6700
	RUPANGAR															
22	Kurali	1971	0	1	0	4	0	3	0	1	0	1	4	0	3	9776
		1981	1	1	0	29	0	3	0	2	0	1	6	1	4	12637
23	Nayanangal	1971	1	1	0	80	0	2	0	3	0	0	1	0	0	9997
		1981	1	1	0	80	1	2	0	3	0	0	1	0	0	10390

1	2	3	4	5	6	7	8	9	10	11	12	13	14	15	16	17
24	Anadpur Sahib	1971	0	0	1	10	1	3	0	1	0	3	2	5	1	5000
		1981	1	0	0	25	1	3	0	7	0	3	4	5	1	8571
25	Chamkaur	1971	0	0	0	0	0	0	0	0	0	0	0	0	0	0
	Sahib	1981	1	A-1	1	30	0	4	6	8	0	0	3	1	0	4692
26	Rupnagar	1971	1	0	0	24	1	4	4	4	1	1	6	0	6	16454
		1981	1	2A-1	0	110	1	5	4	14	1	1	7	0	6	25165
27	Kharar	1971	0	1	1	22	0	5	0	1	0	1	3	3	1	10686
		1981	1	1	1	25	0	5	0	5	0	1	5	3	1	21208
28	Morinda	1971	0	2	0	4	0	3	0	0	0	1	2	7	0	9326
		1981	1	0	0	25	1	3	0	2	0	1	3	8	0	13502
	BATHINDA															
29	Talwanbi	1971	0	0	0	0	0	0	0	0	0	0	0	0	0	0
	Sabo	1981	1	0	1	30	1	3	4	5	0	2	4	1	0	10454
30	Kotfatta	1971	0	0	0	0	0	1	0	0	0	0	0	0	2	4308
		1981	0	1	0	0	0	1	1	3	0	0	1	1	2	4973
31	Sangat	1971	1	0	0	8	0	1	0	1	0	1	1	0	1	3531
		1981	0	0	1	8	0	1	1	3	0	1	2	1	0	2859
32	Bareta	1971	0	1	0	4	0	2	0	1	0	2	1	2	1	8313
		1981	1	0	0	25	1	2	3	4	0	2	3	2	1	9494
33	Goniana	1971	0	0	1	4	0	2	1	0	0	1	2	1	4	6408
		1981	1	Hom-1	0	8	1	2	3	3	0	1	2	1	5	8596
34	Bhuchomandi	1971	0	1	0	4	0	2	0	0	0	1	2	4	3	2945
		1981	0	1	0	4	0	2	2	3	0	1	2	4	3	7820
35	Rampuraphul	1971	0	1	0	6	0	2	2	1	0	3	2	2	11	11574
		1981	1	1A-1	0	22	0	2	3	3	0	3	3	2	11	14318
36	Maur	1971	0	1	0	0	0	3	0	3	0	1	2	1	3	13407
		1981	1	A-1	0	25	0	3	4	6	0	3	3	1	3	18853

1	2	3	4	5	6	7	8	9	10	11	12	13	14	15	16	17
37	Budhlada	1971	0	0	1	13	0	2	0	1	1	1	3	2	1	11713
		1981	1	0	1	30	1	2	2	4	1	1	3	2	1	15968
	JALANDHAR															
38	Adampur	1971	0	0	1	10	0	4	0	1	0	2	2	0	2	8105
		1981	0	0	1	4	1	4	2	2	1	4	8	0	3	10960
39	Nurmahal	1971	0	1	0	14	0	3	0	1	0	0	3	1	3	8135
		1981	0	1	0	14	0	3	3	7	1	2	7	1	3	9676
40	Nakodar	1971	1	0	0	20	2	3	0	3	1	1	6	3	11	18156
		1981	2	0	0	56	3	3	2	4	1	2	14	4	11	26239
41	Rahon	1971	0	1	0	4	0	1	0	2	0	1	1	1	0	6607
		1981	0	1	0	4	0	1	2	2	0	1	2	1	0	8671
42	Gorana	1971	0	2	0	0	0	2	2	3	1	0	3	1	1	6000
		1981	1	1	0	0	0	2	3	2	1	0	4	3	1	8802
43	Alawalalpur	1971	0	0	0	0	0	1	0	1	0	0	1	3	0	4732
		1981	0	1	0	4	0	4	0	4	1	2	1	3	0	5851
44	Shahkot	1971	0	0	0	0	0	0	0	0	0	0	0	0	0	0
		1981	0	0	1	10	0	2	1	1	0	0	4	3	0	7018
45	Malsian	1971	0	0	0	0	0	0	0	0	0	0	0	0	0	0
		1981	0	1	0	4	0	2	2	1	0	0	1	2	0	5700
46	Lohian	1971	0	0	0	0	0	0	0	0	0	0	0	0	0	0
		1981	1	0	0	25	0	0	1	2	0	0	2	1	0	5496
47	Bhogpur	1971	0	0	0	0	0	0	0	0	0	0	0	0	0	0
		1981	0	1	0	4	0	2	2	3	1	0	3	2	1	6882
48	Banga	1971	1	0	0	150	2	4	0	3	1	1	4	2	6	11885
		1981	1	0	0	25	2	4	1	6	1	2	2	3	7	13490
49	Kartarpur	1971	0	0	1	10	0	3	0	0	0	1	3	1	2	14644
		1981	0	0	1	10	1	3	1	5	1	1	4	1	2	17878

1	2	3	4	5	6	7	8	9	10	11	12	13	14	15	16	17
50	Phillaur	1971	2	1	0	32	0	2	2	3	0	2	4	1	10	11543
		1981	2	1	0	36	0	3	2	4	0	2	7	1	10	17650
51	Nawashahr	1971	0	2	0	8	2	8	0	2	1	1	5	2	7	17527
		1981	1	2	0	51	2	8	3	6	2	2	11	3	8	26726
	FARIDKOT															
52	Jaitu	1971	2	0	0	8	0	2	2	0	0	5	3	1	6	19446
		1981	0	1	2	25	1	3	2	8	1	5	4	7	25	25907
53	Giddarbaha	1971	2	0	0	50	1	2	1	3	1	2	3	0	9	18821
		1981	2	1	0	56	4	3	1	6	1	3	6	2	16	26828
54	Baghapur Ana	1971	0	0	0	0	0	0	0	0	0	0	0	0	0	0
		1981	1	1	0	29	0	3	0	5	0	1	4	1	1	14289
55	Lakhewali	1971	0	0	0	0	0	0	0	0	0	0	0	0	0	0
		1981	0	1	0	4	0	2	1	2	0	0	2	0	0	3555
56	Killaanw Ali	1971	0	0	0	0	0	0	0	0	0	0	0	0	0	0
		1981	0	1	0	4	1	1	2	2	0	0	0	1	3	5966
57	Barriwala	1971	0	0	0	0	0	0	0	0	0	0	0	0	0	0
		1981	11	1	0	29	0	1	0	1	0	0	2	1	0	5151
	KAPURTHALA															
58	Sultanpur	1971	1	0	0	14	1	2	0	4	0	0	2	76	1	9176
		1981	3	A-1	0	50	1	5	0	4	1	1	4	76	2	12143
59	Bhulath	1971	0	0	0	0	0	0	0	0	0	0	0	0	0	0
		1981	0	0	1	8	0	1	0	1	0	0	1	1	0	4926
60	Talwandi-	1971	0	0	0	0	0	0	0	0	0	0	0	0	0	0
	Chaudarian	1981	0	1	0	4	0	1	0	1	0	0	1	1	0	3416
61	Nadala	1971	0	0	0	0	0	0	0	0	0	0	0	0	0	0
		1981	0	1	0	4	1	1	0	2	0	0	2	1	0	4608
	FIROZPUR															
62	Zira	1971	0	2	0	20	0	2	0	2	0	1	3	0	9	9264
		1981	1	0	0	50	1	2	0	4	0	1	4	19	15	19581

1	2	3	4	5	6	7	8	9	10	11	12	13	14	15	16	17
63	Dharamkot	1971	0	1	0	12	0	2	0	0	0	1	1	5	6	7720
		1981	0	1	0	12	0	2	0	0	0	1	1	5	6	9328
64	Talwandi Bhai	1971	0	0	0	0	0	2	0	1	0	2	2	2	1	6018
		1981	0	1	0	4	0	2	0	2	0	2	4	2	1	9117
65	Guruhar Sahai	1971	1	0	1	18	0	2	0	1	0	1	2	3	8	4601
		1981	0	2	1	24	0	2	0	2	0	2	3	1	9	7684
66	Jalalabad	1971	0	1	0	24	0	2	2	1	1	1	2	0	12	11032
		1981	1	0	0	24	0	2	2	2	1	3	4	3	13	16639
67	HOSHIARPUR	1971	0	1	0	2	1	2	0	3	0	1	2	2	2	3753
	Garhadiwala	1981	0	1	0	2	1	4	0	0	0	1	2	2	2	4459
68	Shamchaurasi	1971	0	1	0	4	0	2	0	1	0	1	1	0	0	2468
		1981	0	1	0	4	0	2	0	2	0	1	2	0	0	3062
69	Hariana	1971	0	1	0	10	5	0	0	1	0	1	2	6	3	5002
		1981	0	1	0	4	1	4	0	2	0	1	2	6	3	5633
70	Garhshankar	1971	0	0	1	24	1	2	0	2	0	1	4	1	8	9515
		1981	0	0	0	0	0	0	0	0	0	0	0	0	0	0
71	Balachaur	1971	0	0	0	0	0	0	0	0	0	0	0	0	0	0
		1981	1	0	1	30	0	2	0	1	1	1	3	1	1	6630
72	Dasua	1971	0	0	1	40	0	3	0	1	0	1	3	0	0	10363
		1981	1	0	0	50	1	3	1	6	0	4	5	0	0	14657
73	Mukerian	1971	1	0	0	32	0	4	0	1	1	2	3	2	1	10937
		1981	1	0	0	50	1	4	0	3	1	2	6	3	1	14454
74	Talwara	1971	1	0	0	120	0	2	1	1	0	0	2	0	2	17865
		1981	1	0	0	124	0	3	1	1	0	0	5	0	2	17907
75	Urmartanda	1971	0	0	1	10	5	3	0	0	0	3	2	0	0	12262
		1981	1	0	1	30	1	4	1	5	1	4	4	14	16	17655

1	2	3	4	5	6	7	8	9	10	11	12	13	14	15	16	17
	PATIALA															
76	Ghagga	1971	0	0	0	0	0	0	0	0	0	0	0	0	0	0
		1981	0	1'A-1	0	4	0	1	3	5	0	0	1	0	0	4900
77	Patran	1971	0	0	0	0	0	0	0	0	0	0	0	0	0	0
		1981	0	1	0	4	1	1	1	1	0	0	3	2	0	7998
78	Gobindgarh	1971	1	1	0	24	1	2	0	1	1	1	3	0	0	9387
		1981	1	1'A-1	0	50	1	6	3	5	1	1	6	0	0	26637
79	Sirhind	1971	0	3	0	0	1	5	0	0	0	3	4	0	1	18028
		1981	0	3,A-1	0	4	1	6	6	6	1	3	5	0	1	30380
80	Banur	1971	0	1	0	0	0	1	0	1	0	1	2	1	0	5459
		1981	0	1	0	4	0	1	1	2	1	1	2	1	0	7453
81	Derabassi	1971	0	0	1	4	0	3	0	0	0	2	3	2	0	5807
		1981	1	A-1	1	25	1	6	3	3	0	2	2	2	0	7421
82	Almoh	1971	1	0	0	10	0	1	0	0	0	1	2	2	1	4848
		1981	1	0	0	25	0	2	2	4	0	2	2	2	1	7098
83	Sanaur	1971	0	1	0	0	0	2	0	0	0	1	1	1	0	11217
		1981	1	1,A-1	0	4	0	4	5	0	0	1	2	1	1	13634
84	Bassi	1971	1	0	0	16	0	4	0	0	0	2	2	1	1	14385
		1981	1	0	0	25	0	4	3	3	0	2	3	2	2	16672
	GURDASPUR															
85	Dhariwal	1971	1	1	0	110	0	6	1	1	0	3	2	0	0	9985
		1981	1	2	0	147	1	6	2	2	0	3	5	1	1	12212
86	Narotjaimal-	1971	0	0	0	0	0	0	0	0	0	0	0	0	0	0
	singh	1981	1	0	1	30	0	0	1	1	0	0	2	0	0	2660
87	Srihargobind-	1971	0	1	0	13	0	1	0	2	0	2	2	0	0	2430
	pur	1981	1	1	0	35	0	1	2	2	0	2	2	1	0	3215
88	Fatehgarh-	1971	0	0	1	8	0	3	0	2	0	1	2	1	2	7590
	ehurian	1981	1	0	1	30	0	4	1	3	0	1	3	1	2	9372

1	2	3	4	5	6	7	8	9	10	11	12	13	14	15	16	17
89	Derabeba-	1971	0	1	0	14	0	1	0	3	0	1	1	2	0	5338
	Nanak	1981	1	0	0	25	0	1	1	3	0	1	2	2	1	6212
90	Dinanagar	1971	0	1	0	7	1	1	2	3	1	1	2	1	18	10607
		1981	1	2	0	4	2	1	5	3	1	2	5	1	18	13078
91	Qadian	1971	0	1	0	16	1	4	1	1	0	1	2	2	0	13607
		1981	1	0	0	25	1	4	1	4	0	2	4	2	0	16424
92	Sujanpur	1971	0	1	0	14	0	3	0	0	0	1	1	1	5	12783
		1981	0	1	0	4	0	3	3	3	0	1	3	0	5	13561
	LUDHIANA															
93	Samrala	1971	0	0	1	23	1	2	0	1	0	1	4	0	2	7554
		1981	1	HOM-1	0	50	1	2	1	2	0	1	6	2	2	10824
94	Doraha	1971	0	1	0	0	0	2	0	0	0	2	3	0	0	5804
		1981	0	1	0	8	1	2	0	1	0	3	4	0	0	7606
95	Machhiwara	1971	0	0	0	0	0	0	0	0	0	0	0	0	0	0
		1981	1	0	1	30	0	2	0	3	0	1	2	1	0	9621
96	Mullanpur	1971	0	0	0	0	0	0	0	0	0	0	0	0	0	0
	Dhakha	1981	0	1	0	6	1	1	1	1	0	0	2	1	0	8115
97	Payal	1971	0	0	0	0	0	0	0	0	0	0	0	0	0	0
		1981	0	A-1	1	8	0	2	0	2	0	1	2	1	1	5224
98	Hathur	1971	0	0	0	0	0	0	0	0	0	0	0	0	0	0
		1981	1	0	1	30	0	1	0	1	0	0	1	0	0	5148
99	Raikot	1971	0	1	0	4	0	4	0	1	0	1	2	4	5	11709
		1981	0	1	0	4	1	4	0	2	0	1	4	5	0	17106

Appendix Table-16:Availability of Medical, Educational, Recreational, Banking Facilities and Credit Societies in Small Towns, 1971 and 1981

STATE/ DISTT./TOWN		Census Year	Medical				Educational				Recreational		Banks & Cr Soc			
			Hosp./NH	Disp.	PHC/HC	No.of Beds	College	SS/HSS/ Mt	JS/MD School	Primary School	Cinema	Pbl Lib/ RR	Banks	Ag Cr Soc	Non Ag Cr Soc	Popu-lation
1	2	3	4	5	6	7	8	9	10	11	12	13	14	15	16	17
RAJASTHAN																
	JAIPUR															
1	Shapura	1971	0	0	0	0	0	0	0	0	0	0	0	0	0	0
		1981	1	0	0	26	0	3	2	6	1	0	3	1	1	12669
2	Viratnagar	1971	0	0	0	0	0	0	0	0	0	0	0	0	0	0
		1981	0	2	0	12	0	2	2	2	0	0	0	1	2	9978
3	Amber	1971	1	0	0	2	0	1	0	1	0	1	1	41	2	9893
		1981	0	1	0	2	0	1	5	11	0	1	2	1	1	16054
4	Jobner	1971	1	0	0	3	0	1	1	0	0	1	2	0	1	5625
		1981	0	1,A-1	0	3	0	3	2	5	0	2	1	1	0	7683
5	Chaksu	1971	1	0	0	6	0	1	1	0	0	1	1	42	1	10411
		1981	0	1	0	6	0	2	2	4	0	2	2	1	1	14213
6	Bandikui	1971	3	0	0	36	0	3	4	2	1	1	0	0	0	13152
		1981	3	2	0	62	1	2	1	5	1	3	2	2	1	15873
7	Sambhar	1971	2	0	0	66	1	2	0	1	1	1	3	74	4	15811
		1981	2	2,A-1,M-2	0	69	1	2	2	5	1	1	4	1	5	17633
8	Phulera	1971	2	0	0	11	0	2	0	1	1	1	1	0	1	12661
		1981	1	2	0	12	0	2	2	8	1	4	1	1	2	15651
9	Sanganer	1971	1	0	0	2	0	1	0	0	0	1	1	41	3	11617
		1981	0	1,A-1	0	8	0	4	5	9	0	0	3	0	2	21941
10	Naraina	1971	0	0	0	0	0	0	0	0	0	0	0	0	0	0
		1981	0	1,A-1	0	12	0	2	2	4	0	0	1	1	1	10448

1	2	3	4	5	6	7	8	9	10	11	12	13	14	15	16	17
11	Kotputly	1971	2	0	0	40	1	1	1	1	1	1	2	41	2	12343
		1981	2	0	0	120	1	3	2	4	1	1	4	1	2	21716
12	Dausa	1971	1	A-1	0	26	1	2	0	2	0	3	2	45	2	18925
		1981	1	H-1	0	26	1	3	4	8	1	1	3	0	8	27212
13	Bassi	1971	0	0	0	0	0	0	0	0	0	0	0	0	0	0
		1981	0	0	1	6	0	2	3	3	0	1	2	1	1	11131
14	Baswa	1971	0	0	0	0	0	0	0	0	0	0	0	0	0	0
		1981	0	0	1	6	0	2	2	5	0	1	2	1	0	12130
15	Lalsot	1971	0	0	0	0	0	0	0	0	0	0	0	0	0	0
		1981	0	1	0	6	0	2	2	5	0	0	2	1	1	15297
16	Manchrpur	1971	0	0	0	0	0	0	0	0	0	0	0	0	0	0
		1981	0	1,A-1	0	0	0	2	1	5	1	0	1	1	0	14916
	JHUNJHUNUN															
17	Baggar	1971	2	A-1	0	120	0	3	0	6	1	1	0	3	5	6834
		1981	2	A-1	0	126	0	4	2	6	0	1	1	1	0	11692
18	Khetri	1971	1	1,A-1	0	48	0	1	0	7	1	3	2	0	4	8669
		1981	1	1,A-1	0	40	0	3	2	8	1	3	4	0	1	12594
19	Mandawa	1971	1	A-1,H-1	0	6	0	1	1	6	0	2	1	1	4	9851
		1981	1	A-1,H-1	0	16	0	3	2	9	0	4	1	1	0	12886
20	Surajgarh	1971	0	A-1	1	10	0	1	1	6	0	1	1	1	7	9780
		1981	0	1	1	6	0	2	1	4	1	2	1	1	0	12353
21	Vidyavihar	1971	0	0	0	0	1	0	0	0	1	0	1	0	2	6958
		1981	0	0	0	0	0	6	3	3	1	1	2	0	1	9025
22	Bissaji	1971	1	0	0	12	0	1	0	3	0	3	1	1	2	10417
		1981	1	A-1	0	20	0	2	1	7	0	2	0	1	0	13694
23	Udaipurwadi	1971	0	0	1	10	0	1	0	4	0	1	1	2	6	12442
		1981	0	0	1	6	0	2	2	6	0	2	2	0	1	16819

1	2	3	4	5	6	7	8	9	10	11	12	13	14	15	16	17
24	Pilani	1971	1	1,A-1	0	90	0	3	4	4	0	1	1	1	8	13101
		1981	1	1,A-1	0	95	2	2	2	9	1	1	1	1	2	17027
25	Mukandgarh	1971	1	0	0	14	1	1	1	3	0	1	1	1	7	10154
		1981	0	1,H-1	0	14	1	2	2	6	0	2	1	1	1	11917
26	Chirawa	1971	2,A-1	A-1	0	63	1	3	2	7	2	1	3	1	7	15241
		1981	2	1	0	68	1	4	3	10	2	1	4	1	1	20841
	BUNDI															
27	Nainwa	1971	0	1,A-1	0	3	0	1	2	2	0	1	2	42	13	7862
		1981	0	1,A-1	0	3	0	2	2	5	1	2	3	1	0	9998
28	Lakheri	1971	1	1,A-1	0	26	0	2	1	6	1	1	1	17	9	15908
		1981	2	2,A-1	0	26	0	2	3	8	1	3	4	0	1	20060
29	Keshoraipatan	1971	1	0	0	4	0	2	0	2	0	1	2	18	3	7286
		1981	0	1	0	8	0	2	3	5	0	2	2	1	1	11448
30	Kaprain	1971	0	0	0	0	0	0	0	0	0	0	0	0	0	0
		1981	0	0	1	6	0	2	3	9	0	2	1	1	0	10296
	BHARATPUR															
31	Weir	1971	1	0	0	9	0	1	1	4	0	0	1	3	7	8848
		1981	0	1,A-1	0	4	0	2	2	6	0	2	1	1	2	12178
32	Kaman	1971	1	0	0	9	0	1	1	5	1	1	2	42	27	15754
		1981	1	1	0	9	0	2	2	6	2	2	3	4	4	19451
33	Rajakhera	1971	0	A-1	1	6	0	1	1	6	0	1	1	1	8	12976
		1981	0	A-1	1	6	0	3	4	7	0	1	1	1	3	17361
34	Bayana	1971	1	1	0	20	0	2	1	9	1	1	2	4	22	15445
		1981	0	2	0	17	0	2	3	12	3	0	3	1	12	20673
35	Bari	1971	0	A-1	1	10	0	1	2	5	1	1	3	5	11	19249
		1981	0	2,A-1	1	41	0	4	4	10	1	2	3	1	2	27399
36	Kumhar	1971	0	0	0	0	0	0	0	0	0	0	0	0	0	0
		1981	0	0	1	6	0	2	3	4	0	0	2	1	7	12784

1	2	3	4	5	6	7	8	9	10	11	12	13	14	15	16	17
37	Nagar	1971	0	0	0	0	0	0	0	0	0	0	0	0	0	0
		1981	0	0	1	6	0	2	2	2	0	0	3	1	6	11450
38	Nadbai	1971	0	A-1	1	6	0	1	2	5	0	0	2	40	24	8789
		1981	0	A-1	1	6	0	2	3	5	1	0	2	2	2	11610
39	Bhusawar	1971	0	0	0	0	0	0	0	0	0	0	0	0	0	0
		1981	0	A-1	1	6	1	4	4	9	0	0	2	1	6	11060
	JALOR															
40	Sanchore	1971	0	0	0	0	0	0	0	0	0	0	0	0	0	0
		1981	0	0	0	6	0	2	4	4	1	0	2	2	0	13740
41	Jalor	1971	2,A-1	1	0	46	1	2	1	5	1	1	2	4	5	15478
		1981	2	A-1,H-1	0	127	1	3	3	7	1	1	4	0	12	24100
42	Bhinmal	1971	0	A-1	1	12	1	1	0	5	1	1	2	0	1	14050
		1981	0	A-1	1	30	1	4	7	14	1	2	3	0	0	24339
43	Ahore	1971	0	0	0	0	0	0	0	0	0	0	0	0	0	0
		1981	1	A-1	1	26	0	3	2	2	0	1	2	1	0	10611
	CHURU															
44	Chhapra	1971	1	A-1	0	4	0	2	0	3	0	1	0	1	1	9681
		1981	1	A-3	0	18	0	2	3	5	0	0	1	1	0	11711
45	Ratangarh	1971	0	A-1	1	6	0	1	1	2	0	1	1	1	2	5390
		1981	0	A-1	1	6	0	1	1	4	1	2	1	1	0	7638
46	Bidsar	1971	1	0	0	14	0	2	0	5	1	1	1	1	5	11268
		1981	1	1	0	34	0	2	2	6	0	2	1	1	1	17814
47	Taranagar	1971	1	A-1	0	4	0	1	1	14	0	0	1	0	5	12716
		1981	1	1	0	26	0	3	32	6	0	1	1	0	0	15435
48	Rajaldesar	1971	0	1,A-1	0	6	0	2	2	7	0	2	1	0	2	12872
		1981	0	1,A-1	0	11	0	3	5	7	0	2	1	0	0	15236
	ALWAR															
49	Tijara	1971	0	0	0	0	0	0	0	0	0	0	0	0	0	0
		1981	1	1,A-1	1	6	0	2	3	4	0	3	2	1	0	12199

1	2	3	4	5	6	7	8	9	10	11	12	13	14	15	16	17
50	Khairthal	1971	1	A-1	0	4	0	2	0	0	1	1	1	1	5	10687
		1981	0	1,A-1	0	9	0	2	6	6	1	2	3	1	0	15962
51	Kherli	1971	1	A-1	0	4	0	1	1	3	0	1	1	0	1	4798
		1981	1	1,A-1	0	4	0	1	1	5	0	1	3	0	2	8046
52	Rajgarh	1971	2	0	0	18	1	2	1	12	0	1	1	4	6	11019
		1981	1	1	0	18	1	3	2	10	0	3	3	1	7	14199
	AJMER															
53	Pushkar	1971	1	A-1	0	8	0	1	1	3	1	1	1	3	7	7341
		1981	1	A-1	0	24	0	2	1	3	0	2	1	2	1	9368
54	Vijaynagar	1971	1	A-1	0	60	0	2	0	3	1	3	3	2	1	8502
		1981	1	0	0	36	1	2	2	2	1	3	3	1	0	15191
55	Sarwar	1971	2	U-1	0	12	0	1	1	1	1	1	1	1	3	7728
		1981	0	1,U-1	0	4	0	4	2	5	1	2	1	1	1	9215
56	Kekri	1971	1	1,H-1	0	36	0	2	1	6	2	3	3	1	15	14997
		1981	1	1,H-1	0	30	1	2	4	7	2	4	5	1	2	20393
	SAWAIMADHOPUR															
57	Todra	1971	0	0	0	0	0	0	0	0	0	0	0	0	0	0
		1981	1	0	0	0	0	2	0	3	0	4	0	1	0	7048
58	Todabhim	1971	0	1,U-1	0	0	0	1	1	4	0	0	1	2	10	10454
		1981	0	1,A-1	0	4	0	2	2	4	0	0	1	1	1	13273
	TONK															
59	Uniara	1971	1	0	0	6	0	1	1	2	0	1	1	36	6	6027
		1981	1	0	0	20	0	3	3	5	0	0	2	1	2	7198
60	Deoli	1971	1	1,U-1	0	20	0	2	0	3	2	1	2	44	28	12299
		1981	1	1,U-1	0	20	1	3	4	7	2	1	3	1	4	11159
61	Todaraisingh	1971	1	0	0	23	0	2	0	4	1	1	2	31	10	10833
		1981	1	0	0	24	0	3	2	8	1	2	2	1	2	13879
62	Niwai	1971	1	0	0	8	0	1	1	6	0	1	3	48	23	10198
		1981	0	1	0	8	0	3	2	8	1	2	3	1	3	15961

1	2	3	4	5	6	7	8	9	10	11	12	13	14	15	16	17
63	Malpuar	1971	0	A-1	1	24	0	2	0	7	2	2	2	64	26	13971
		1981	0	A-1	1	29	0	2	2	7	1	1	2	1	4	17994
	JHALWAR															
64	Pirawa	1971	0	A-1	1	6	0	1	1	0	0	0	1	37	1	7277
		1981	0	A-1,U-1	1	8	0	3	2	4	0	0	2	1	0	8263
65	Aklera	1971	0	0	0	0	0	0	0	0	0	0	0	0	0	0
		1981	0	1	0	6	0	2	2	3	1	0	2	0	0	10504
66	Sunel	1971	1	0	0	20	0	1	2	1	0	0	1	2	7	7969
		1981	1	0	0	20	0	1	1	2	0	0	2	1	0	9759
67	Jhalrapatan	1971	1	2,H-1	0	28	0	2	0	3	1	1	2	2	19	12466
		1981	1	2,H-1	0	25	0	2	2	5	1	2	4	0	2	16805
68	Bhawani Mand	1971	1	1	0	12	0	2	0	4	2	1	3	0	9	11036
		1981	1	1-A-1	0	33	1	2	4	5	0	1	4	0	2	16928
	CHITTAUR GARH															
69	Berisadri	1971	1	A-1	0	2	0	1	1	7	1	1	1	1	1	9138
		1981	1	A,A-1	0	2	0	2	2	5	2	1	3	1	2	11721
70	Rawatbhata	1971	0	0	0	0	0	0	0	0	0	0	0	0	0	0
		1981	0	1	0	0	0	4	2	8	1	7	2	0	2	17700
71	Kapasan	1971	0	0	1	8	0	2	2	58	1	1	1	1	2	10907
		1981	0	0	1	8	0	3	2	3	1	1	2	1	2	13858
72	Chhotisadri	1971	0	0	1	6	0	2	1	3	0	2	2	2	3	9620
		1981	0	0	1	6	0	3	2	5	1	2	3	1	3	12146
73	Begun	1971	1	A-1	0	6	0	2	0	2	2	1	1	0	0	8348
		1981	1	0	0	25	0	3	3	4	2	1	2	1	1	11340
74	Partapgarh	1971	2,A-1	2,U-1	0	20	1	3	1	6	1	2	2	2	11	17402
		1981	2,A-1	2,U-1	0	100	1	4	2	9	1	4	1	1	4	22903
75	Nimbahera	1971	1	1	0	12	0	2	0	5	1	1	1	1	8	16542
		1981	1	1	0	12	1	2	2	6	2	2	4	1	4	27763

1	2	3	4	5	6	7	8	9	10	11	12	13	14	15	16	17
	JAISALMER															
76	Pokaran	1971	0	A-1	1	6	0	1	1	2	0	1	1	2	20	7769
		1981	0	A-1	1	6	0	3	4	7	1	1	1	1	1	10886
77	Jaisalmer	1971	3,A-1	4	0	34	1	3	2	3	1	1	2	0	17	16578
		1981	1	5,A-1,H-1	0	71	1	3	7	8	1	2	5	0	1	22041
	BANSWARA															
78	Kushalgarh	1971	0	0	1	20	0	2	0	3	0	2	2	1	9	5841
		1981	0	1	1	10	0	3	3	8	0	2	2	0	2	7117
79	Reengus	1971	0	0	0	0	0	0	0	0	0	0	0	0	0	0
		1981	1	A-1	1	20	0	3	1	12	0	0	1	1	0	12375
80	Srimadhopur	1971	1	A-1	0	20	0	2	1	6	1	2	2	0	6	10294
		1981	1	A-1	0	30	0	4	2	3	0	0	4	1	1	18461
81	Losal	1971	0	0	0	0	0	0	0	0	0	0	0	0	0	0
		1981	1	A-1	0	30	0	2	2	3	0	0	1	0	0	14232
82	Ramgarh	1971	2	A-1	0	22	1	3	2	8	0	2	3	0	3	15068
		1981	2	0	0	22	1	4	3	10	0	2	3	0	0	19570
83	Neem Kathana	1971	1	2	1	36	1	1	1	6	1	2	2	1	3	11612
		1981	2	1	1	34	1	2	5	4	1	2	4	1	0	15266
84	Khandela	1971	1	0	0	20	0	1	1	6	1	1	1	0	7	12500
		1981	1	0	0	20	0	1	1	7	1	2	2	0	1	15763
	KOTA															
85	Mangrol	1971	0	0	0	0	0	0	0	0	0	0	0	0	0	0
		1981	0	1	0	4	0	2	3	3	0	0	2	1	0	12858
86	Insergarh	1971	1	0	0	4	0	1	0	1	1	0	2	0	0	2655
		1981	0	1	0	4	0	1	1	2	0	1	0	0	0	4157
87	Chhipabarod	1971	1	A-1	0	6	0	1	1	9	0	1	0	0	7	8704
		1981	2	1,A-1	0	6	0	2	2	2	0	0	2	1	2	10468

1	2	3	4	5	6	7	8	9	10	11	12	13	14	15	16	17
88	Chaabra	1971	1	A-1	0	6	0	1	1	4	0	0	2	2	4	9707
		1981	0	1,A-1,U-1	0	6	0	2	3	5	0	0	3	1	4	12261
89	Suket	1971	0	0	0	0	0	0	0	0	0	0	0	0	0	0
		1981	0	1	0	0	0	1	1	1	0	0	1	1	0	7654
90	Sangod	1971	0	0	0	0	0	0	0	0	0	0	0	0	0	0
		1981	0	1	0	6	0	2	1	2	0	1	2	1	1	12033
91	Ramganjmandi	1971	1	0	0	12	0	2	0	6	1	1	3	2	4	11185
		1981	0	1,A-1	0	14	0	2	1	8	1	1	4	1	1	15530
92	Antah	1971	0	0	0	0	0	0	0	0	0	0	0	0	0	0
		1981	0	1	0	4	0	2	2	4	0	0	3	1	2	10936
93	Kaithoon	1971	0	0	0	0	0	0	0	0	0	0	0	0	0	0
		1981	0	A-1	1	6	0	2	2	4	0	2	2	1	0	11956
	GANGANAGAR															
94	Bhadra	1971	1	0	0	24	0	2	0	4	1	2	1	2	12	14080
		1981	1	0	0	24	0	2	1	9	1	4	2	1	0	22568
95	Kesrisinghpur	1971	0	0	0	0	0	0	0	0	0	0	0	0	0	0
		1981	0	1	0	6	0	3	5	5	0	0	2	0	0	9738
96	Karanpur	1971	0	A-1	1	20	0	4	0	2	1	1	2	0	6	11538
		1981	0	0	1	20	1	7	6	7	1	4	4	0	5	15252
97	Sangaria	1971	0	A-1	1	6	0	3	0	3	1	2	2	2	0	13000
		1981	0	0	1	18	3	6	5	10	1	0	4	1	0	19002
98	Anupgarh	1971	1	0	0	8	0	0	1	2	0	0	1	0	0	4571
		1981	0	2	0	6	0	2	2	14	1	0	3	0	1	12997
99	Gaisingpur	1971	0	1,A-1	0	0	0	2	0	2	0	1	1	0	1	4475
		1981	0	1,A-1	0	6	0	2	1	4	0	1	2	0	1	6573
100	Raisinghnagar	1971	0	A-1	1	26	0	3	1	2	1	1	2	0	11	10977
		1981	1	1,A-1	1	38	2	3	2	8	2	3	3	0	0	17069

1	2	3	4	5	6	7	8	9	10	11	12	13	14	15	16	17
101	Padampur	1971	1	0	0	6	0	1	0	2	1	1	1	0	0	6359
		1981	0	1	0	6	0	2	3	4	1	2	4	0	3	10734
102	Sadulashar	1971	1	0	1	12	0	0	0	0	0	1	1	0	0	7648
		1981	0	1,A-1	1	12	0	2	3	4	0	1	3	3	1	12668
103	Pilibanga	1971	0	0	0	0	0	0	0	0	0	0	0	0	0	0
		1981	0	A-1	1	6	0	1	1	25	1	0	2	1	1	17852
104	Nohar	1971	1	0	0	18	0	2	2	6	1	1	1	0	5	16704
		1981	1	0	0	31	0	2	5	11	1	2	4	2	2	22680
105	Suratgarh	1971	2	1	0	26	0	2	0	3	1	1	1	2	9	17643
		1981	2	2,H-1	0	26	1	3	3	7	2	1	4	0	3	29815
106	Vijainagar	1971	0	0	0	0	0	0	0	0	0	0	0	0	0	0
		1981	0	2	0	6	0	3	5	5	0	2	0	0	1	11674
	UDAIPUR															
107	Bhilwara	1971	1	0	0	4	0	2	1	5	0	1	1	43	16	9860
		1981	1	0	0	30	0	2	3	3	1	1	2	1	1	12166
108	Deogarh	1971	0	A-1	1	6	0	2	0	5	1	1	1	18	11	8738
		1981	0	A-1	1	6	0	1	3	5	1	1	2	0	2	12831
109	Salumbar	1971	0	0	1	6	0	2	1	3	0	1	1	31	6	8868
		1981	0	0	1	6	0	2	2	7	1	2	2	0	0	11627
110	Rajsamand	1971	1	A-1	1	26	0	2	1	6	1	6	2	30	26	14242
		1981	0	A-1	1	20	0	6	4	7	1	2	2	0	9	27492
111	Nathdwara	1971	2,A-1	0	0	14	1	2	3	6	1	2	2	2	22	18693
		1981	1,A-1	0	0	55	1	3	5	8	1	6	4	0	2	24856
112	Fatehnagar	1971	0	0	0	0	0	0	0	0	0	0	0	0	0	0
		1981	0	2,U-1	0	0	0	2	2	2	0	1	2	1	1	13210
113	Amet	1971	0	0	0	0	0	0	0	0	0	0	0	0	0	0
		1981	0	A-1	1	6	0	2	14	2	0	2	2	1	0	10698

1	2	3	4	5	6	7	8	9	10	11	12	13	14	15	16	17
114	Kanod	1971	0	0	0	0	0	0	0	0	0	0	0	0	0	0
		1981	0	0	1	6	1	4	3	5	0	0	1	1	0	9651
	NAGAUR															
115	Parbatsar	1971	1	A-1	0	9	0	1	0	3	0	1	1	1	11	5774
		1981	1	A-1	0	20	0	2	2	3	0	0	1	1	0	7376
116	Nawa	1971	1	A-1	0	8	0	2	0	5	0	4	1	1	7	7824
		1981	1,A-1	1,A-1	0	9	0	3	3	7	0	3	1	0	0	9775
117	Mertacity	1971	2	A-1	0	36	0	2	2	3	2	2	3	2	43	16981
		1981	1	A-1	0	41	0	5	3	5	1	1	4	0	2	22120
118	Kuchamancity	1971	1	0	0	20	0	2	1	7	1	1	2	0	5	18218
		1981	1	1,A-1	0	29	0	3	2	6	0	1	2	0	1	26973
119	Deedwana	1971	1	0	0	34	1	2	3	8	1	1	3	4	76	18242
		1981	1	0	0	56	1	2	5	9	1	2	4	9	3	23937
120	Kuchera	1971	0	0	0	0	0	0	0	0	0	0	0	0	0	0
		1981	0	1	0	4	0	1	2	2	0	0	1	1	0	11352
121	Mundwa	1971	0	0	0	0	0	0	0	0	0	0	0	0	0	0
		1981	1	0	0	12	0	7	4	3	0	2	1	1	1	10904
	BIKANER															
122	Nokha Mandi	1971	0	0	1	14	0	1	1	1	0	3	1	0	5	11222
		1981	0	0	1	14	0	3	4	6	0	2	4	0	0	24119
123	Gangashahar	1971	1	0	0	12	0	4	3	12	0	0	1	0	10	13716
		1981	0	1,A-1	0	8	0	3	3	7	0	0	1	0	0	21192
124	Deshnok	1971	1	A-1	0	6	0	1	1	3	0	2	1	0	4	8231
		1981	1	1,A-1	0	8	0	2	2	2	0	2	1	0	1	10995
125	Bhinasar	1971	0	0	0	0	0	1	1	9	0	1	1	0	7	6660
		1981	0	2,A-1H-1	0	0	0	1	2	4	0	2	24	0	38	10463
126	Napasar	1971	0	0	1	6	0	4	3	12	0	0	1	1	2	8804
		1981	0	0	1	30	0	2	2	6	0	0	1	1	0	12259

1	2	3	4	5	6	7	8	9	10	11	12	13	14	15	16	17
	DUNGARPUR															
127	Segwara	1971	1	A-1	1	36	0	2	1	6	0	1	2	2	57	11484
		1981	1	A-1	1	41	0	4	4	9	0	1	3	0	4	16570
128	Dungarpur	1971	1,A-1	3,A-2U-1	0	138	1	2	3	10	1	1	6	0	27	19773
		1981	1,A-1	3,A-2U-1	1	181	1	5	12	15	1	2	5	1	15	27556
	PALI															
129	Raipur	1971	0	0	0	0	0	0	0	0	0	0	0	0	0	0
		1981	0	1	0	2	0	2	4	4	0	0	2	1	0	10556
130	Ranikhurd	1971	0	0	0	0	0	0	0	0	0	0	0	0	0	0
		1981	1	1	0	3	0	2	1	3	0	0	3	0	1	5123
131	Takhatgarh	1971	0	0	0	0	0	0	0	0	0	0	0	0	0	0
		1981	1	0	0	19	0	1	1	2	1	2	1	1	0	11106
132	Sojat road	1971	0	A-1	0	0	0	1	1	1	1	1	1	0	0	5050
		1981	0	A-1	0	0	0	2	2	4	1	1	3	1	0	6879
133	Beli	1971	1	0	0	17	0	2	0	6	0	2	1	3	5	11821
		1981	1	0	0	26	0	2	3	5	0	3	1	1	1	14162
134	Sumerpur	1971	1	A-1	0	12	0	1	1	2	1	0	3	0	0	10438
		1981	1	A-1	0	12	0	2	2	4	1	1	3	1	0	15246
135	Sadri	1971	2	0	0	38	0	2	0	5	0	2	4	3	5	14660
		1981	2	0	0	50	0	2	2	7	0	2	2	2	0	18468
136	Sojat	1971	2	0	0	20	0	2	1	5	1	2	2	1	10	16628
		1981	1	1	0	51	0	2	3	5	2	2	2	0	2	24292
137	Jaitran	1971	0	0	0	0	0	0	0	0	0	0	0	0	0	0
		1981	1	A-1	0	29	0	2	1	1	0	0	2	1	2	11274
138	Khudala	1971	0	0	0	0	0	0	0	0	0	0	0	0	0	0
		1981	1	A-1	1	0	0	2	2	2	2	0	0	2	0	11089

1	2	3	4	5	6	7	8	9	10	11	12	13	14	15	16	17
139	Nimaj	1971	0	0	0	0	0	0	0	0	0	0	0	0	0	0
		1981	1	0	1	26	0	2	1	2	0	0	1	1	0	12002
	SIROHI															
140	Mount Abu	1971	1,A-1	0	0	26	0	3	1	4	1	1	1	0	7	9840
		1981	A-1	2	0	26	0	5	4	6	1	2	5	0	1	12713
141	Pindwara	1971	1	0	0	6	0	1	0	3	0	0	1	3	9	9743
		1981	0	1	0	8	0	2	2	3	1	0	1	1	1	12338
142	Sheogang	1971	5	A-1	0	67	0	2	0	6	7	1	2	1	10	12029
		1981	3	2,A-1	0	68	0	2	2	7	1	2	4	1	0	16767
143	Sirohi	1971	2,A-1	4	0	73	1	2	3	5	1	2	3	3	16	18774
		1981	1,A-1	6,H-1	0	115	1	4	3	8	1	2	5	1	1	23903
	JODHPUR															
144	Pipra City	1971	0	0	1	14	0	1	1	3	0	0	2	1	11	15722
		1981	0	0	1	20	0	2	2	8	0	0	2	2	1	20955
145	Phalodi	1971	1	A-1	0	14	0	2	3	4	1	0	1	1	10	17379
		1981	1	A-1	0	50	1	2	1	7	1	0	3	0	4	28539
146	Bilar	1971	1	0	0	15	0	1	1	2	1	1	3	4	9	17525
		1981	1	1	0	15	0	2	5	9	1	2	3	2	2	24006
	BARMER															
147	Siwana	1971	0	0	0	0	0	0	0	0	0	0	0	0	0	0
		1981	0	1,A-1	0	15	0	2	1	2	0	0	2	0	1	14605
148	Balotra	1971	1	A-1	0	9	0	2	1	3	1	2	3	0	17	17595
		1981	1	A-1	0	9	0	3	5	5	1	2	5	1	1	28070
	BHILWARA															
149	Shahpura	1971	1,A-1	A-1,H-1	0	27	1	2	1	9	1	1	1	1	7	15334
		1981	A-1	H-1	0	39	1	2	2	5	2	2	3	1	0	19329
150	Jahazpur	1971	0	0	1	6	0	3	0	1	0	0	1	4	7	9313
		1981	0	1,A-1	1	30	0	2	5	5	0	1	3	1	0	12328

1	2	3	4	5	6	7	8	9	10	11	12	13	14	15	16	17
151	Gangapur	1971	1	A-1	0	2	0	2	0	6	1	1	1	6	10	9504
		1981	0	1-A-1	0	2	0	2	2	4	1	2	5	1	2	11434
152	Mandal	1971	0	0	0	0	0	0	0	0	0	0	0	0	0	0
		1981	0	1,A-1	0	0	0	2	1	6	0	2	2	1	0	13386
153	Asind	1971	0	0	0	0	0	0	0	0	0	0	0	0	0	0
		1981	0	0	1	6	0	2	2	2	0	2	2	1	0	9461

Appendix Table-17:Availability of Medical, Educational, Recreational, Banking Facilities and Credit Societies in Small Towns, 1971 and 1981

STATE/ DISTT./TOWN		Census Year	Medical				Educational				Recreational		Banks & Cr Soc			
			Hosp./NH	Disp.	PHC/HC	No.of Beds	College	SS/HSS/ Mt	JS/MD School	Primary School	Cinema	Pbl Lib/ RR	Banks	Ag Cr Soc	Non Ag Cr Soc	Popu-lation
1	2	3	4	5	6	7	8	9	10	11	12	13	14	15	16	17
SIKKIM																
	GYALSHING															
1	Nayabazar	1971	0	0	0	0	0	0	0	0	0	0	0	0	0	0
		1981	0	0	0	0	0	0	0	1	0	0	0	0	0	952
2	Jorethang	1971	0	1	0	0	0	0	1	0	0	0	0	0	0	1413
		1981	0	0	1	60	0	0	1	1	1	0	1	0	0	3921
3	Gyalshing	1971	1	0	0	33	0	1	0	1	0	0	0	0	1	445
		1981	1	0	0	60	0	0	1	1	0	1	1	0	0	745
4	Mangan	1971	1	0	0	33	0	1	0	0	0	0	0	0	0	331
		1981	1	0	0	60	0	0	0	0	0	0	1	0	0	780
5	Namchi	1971	1	0	0	33	0	1	0	0	0	1	0	1	0	460
		1981	1	0	0	60	0	2	1	1	1	1	1	0	0	1444
6	Rangpo	1971	0	1	0	0	0	0	1	0	0	1	0	1	0	1785
		1981	0	0	1	60	0	0	0	1	0	0	1	0	0	2452
7	Singtam	1971	1	0	0	18	0	0	1	0	0	0	1	1	0	1926
		1981	0	0	0	0	0	1	1	1	0	0	1	0	0	4043
8	Gangtok	1971	1	0	0	200	1	3	1	0	2	3	2	2	2	13308
		1981	1	0	0	300	1	8	10	10	2	3	5	0	0	36747

Appendix Table-18:Availability of Medical, Educational, Recreational, Banking Facilities and Credit Societies in the Small Towns, 1971 and 1981

STATE/ DISTT./TOWN		Census Year	Medical				Educational				Recreational		Banks & Cr Soc			
			Hosp./NH	Disp.	PHC/HC	No.of Beds	College	SS/HSS/ Mt	JS/MD School	Primary School	Cinema	Pbl Lib/ RR	Banks	Ag Cr Soc	Non Ag Cr Soc	Popu-lation
1	2	3	4	5	6	7	8	9	10	11	12	13	14	15	16	17
TAMIL NADU																
	RAMANATHPURAM															
1	Mandapam	1971	2	0	0	7	0	1	0	2	0	3	0	0	0	8117
		1981	1	1	0	15	0	1	1	2	0	1	3	0	4	14806
2	Kamudi	1971	0	1	0	4	0	3	5	5	1	9	2	0	1	11558
		1981	1	2	0	4	1	3	4	6	2	2	4	3	0	12614
3	Anaiyur	1971	0	0	0	0	0	0	0	0	0	0	0	0	0	0
		1981	0	0	0	0	0	0	1	4	0	0	0	1	1	11016
4	Pallapatti	1971	0	0	0	0	0	0	0	0	0	0	0	0	0	0
		1981	0	0	0	0	0	0	0	2	0	0	0	0	0	10725
5	Tondi	1971	1	0	0	6	0	2	0	5	0	1	1	1	0	7050
		1981	1	0	0	8	0	2	2	5	1	1	1	1	1	11148
6	Singampunari	1971	3	3	0	32	0	2	3	0	1	1	1	1	3	7896
		1981	1	0	0	32	0	2	1	7	2	2	4	2	4	11901
7	Tiruppuvanam	1971	0	1	0	4	0	1	5	0	0	1	1	2	0	12504
		1981	1	0	0	8	0	2	5	7	1	1	3	2	3	15663
8	Kottiyur	1971	0	1	0	0	0	2	0	0	1	1	1	0	0	6429
		1981	0	1	0	6	0	2	1	2	1	1	1	0	0	6519
9	Pallattur	1971	2	0	0	15	1	2	0	3	1	2	1	1	2	6248
		1981	1	0	0	15	1	2	1	2	1	2	2	1	3	6457
10	Dhalavoipuram	1971	2	0	0	20	0	2	0	3	1	1	1	0	0	4683
		1981	1	0	0	24	0	3	3	4	0	1	1	0	1	5246

1	2	3	4	5	6	7	8	9	10	11	12	13	14	15	16	17
11	Nambutalai	1971	1	0	0	0	0	1	0	0	0	1	1	1	0	4244
		1981	0	0	0	0	0	0	1	1	1	1	1	1	0	5056
12	Cheeciarpatti	1971	0	0	0	0	0	0	0	2	0	0	0	0	0	7378
		1981	0	0	0	0	0	0	0	2	0	0	1	0	0	9605
13	Mubukulattur	1971	1	0	0	44	0	1	2	3	0	2	1	0	1	8194
		1981	1	0	0	44	0	2	2	3	1	2	3	1	1	9512
14	Puduvayal	1971	0	0	1	0	0	1	0	2	0	1	1	1	1	5598
		1981	0	0	1	6	0	2	2	2	1	1	2	1	0	5470
15	Kandanur	1971	1	0	0	20	0	1	0	1	1	1	1	0	1	6528
		1981	2	0	0	18	0	1	1	2	1	1	1	0	0	6168
16	Roslapatti	1971	0	0	0	0	0	0	0	0	0	0	0	0	0	0
		1981	0	0	0	0	0	0	0	2	0	1	0	1	1	8362
17	Viswanattam	1971	0	0	0	0	0	0	0	0	0	0	0	0	0	0
		1981	0	0	0	0	0	1	1	3	0	0	0	1	0	8825
18	Manamadurai	1971	2	1	0	14	0	2	3	2	1	2	1	0	1	13546
		1981	0	1	0	6	0	3	2	3	1	1	4	0	0	17050
19	Sankarapuram	1971	0	1	0	3	1	1	1	5	1	1	1	0	0	3463
		1981	0	0	0	0	0	0	1	1	0	1	2	0	0	3846
20	Nattarasankotti	1971	1	1	0	15	0	2	0	2	0	2	1	1	0	4797
		1981	0	1	0	0	0	1	1	2	0	2	1	1	1	4855
21	Chatrapatti	1971	0	0	0	0	0	0	0	0	0	0	0	0	0	0
		1981	0	0	0	0	0	3	2	4	0	1	2	1	0	4188
22	Kanadukaitam	1971	1	0	0	35	0	0	2	1	0	2	1	0	0	4456
		1981	1	0	0	52	0	1	1	2	1	2	1	0	0	4688
23	Tiruttangal	1971	0	1	0	0	0	1	0	3	0	8	1	1	0	15870
		1981	0	1	0	0	0	2	2	3	1	1	1	1	0	23242

1	2	3	4	5	6	7	8	9	10	11	12	13	14	15	16	17
24	Tiruppattur	1971	2	1	0	400	1	2	2	9	1	1	3	1	2	18316
		1981	1	0	0	38	1	4	4	10	2	3	4	2	4	22152
25	Rameswaram	1971	1	0	0	16	0	2	0	1	0	2	1	0	0	16755
		1981	1	0	0	20	0	4	4	11	1	1	2	0	2	27928
	CHENGALPATTU															
26	Nandambakkam	1971	0	0	0	0	0	0	0	0	0	0	0	0	0	0
		1981	0	1	0	0	0	0	0	2	0	0	1	0	0	7676
27	Maduravoual	1971	0	0	0	0	0	0	0	0	0	0	0	0	0	0
		1981	0	0	0	0	0	1	1	3	0	0	0	0	0	7447
28	Tirukkalukkunram	1971	1	0	0	25	0	1	3	4	1	1	1	1	0	16593
		1981	0	0	1	7	0	3	2	6	2	1	5	1	0	19804
29	Anakaputtur	1971	0	0	0	0	0	1	0	2	1	1	1	0	0	10882
		1981	0	0	0	0	0	2	1	3	2	1	0	0	3	15298
30	Kumnattur	1971	0	1	0	6	0	1	1	4	0	3	1	0	0	14450
		1981	0	1	0	7	0	2	1	2	1	2	2	0	4	16424
31	Tiruverkabu	1971	0	0	0	0	0	1	0	1	0	0	0	1	0	1523
		1981	0	1	0	6	0	3	1	13	1	0	1	0	0	17226
32	Uttiramerur	1971	0	0	1	10	0	2	3	10	1	2	1	1	1	16186
		1981	0	0	1	6	0	3	4	10	1	1	3	1	1	19489
33	Sittalapakkam	1971	0	1	0	0	0	0	1	0	0	1	0	1	0	5320
		1981	0	3	0	1100	0	1	2	2	1	1	1	1	0	11718
34	Sriperumbudur	1971	1	0	0	12	0	2	1	5	0	1	1	1	1	8725
		1981	1	0	0	38	0	3	2	5	1	1	2	5	11	10926
35	Arani	1971	0	1	0	0	0	1	0	3	1	1	1	1	0	8623
		1981	0	1	0	0	0	2	3	3	2	1	2	0	0	10481
36	Walajabad	1971	0	1	0	5	0	6	5	4	1	1	1	1	0	9761
		1981	0	1	0	0	0	4	4	4	2	2	3	2	0	10731

1	2	3	4	5	6	7	8	9	10	11	12	13	14	15	16	17
37	Naravarhkuppam	1971	1	0	0	8	0	1	1	1	0	1	1	0	0	9961
		1981	0	0	1	8	0	1	2	2	2	1	1	0	1	14674
38	Tirumahishai	1971	1	1	1	7	0	1	1	0	1	2	0	1	0	9563
		1981	1	0	0	7	0	1	8	7	2	1	1	0	1	11014
39	Tinnanur	1971	0	0	0	0	0	1	3	7	1	1	0	1	0	6941
		1981	0	0	0	0	0	1	3	7	0	0	1	1	1	10227
40	Eheyur	1971	2	0	0	4	0	1	2	6	0	1	1	1	0	9037
		1981	1	0	0	6	0	2	2	6	1	1	1	1	2	8659
41	Putal	1971	0	0	0	0	0	0	0	3	0	1	0	1	0	6936
		1981	0	3	0	2	0	1	1	3	1	1	0	0	0	9262
42	Perungalattur	1971	0	0	0	0	0	1	1	1	0	2	0	1	0	3714
		1981	0	0	0	0	0	1	1	2	0	3	1	0	0	6285
43	Pulicat	1971	0	1	0	0	0	1	1	1	0	1	8	1	8	2279
		1981	1	0	0	15	0	1	1	2	1	1	1	0	0	7396
44	Nerkundram	1971	0	0	0	0	0	0	1	0	0	1	1	1	0	4562
		1981	0	0	0	0	0	0	1	1	0	1	1	0	0	5630
45	Peerkan karanai	1971	0	0	0	0	0	0	2	0	0	0	0	0	0	3576
		1981	0	0	0	0	0	0	1	1	0	0	0	0	0	5275
46	Sevilimedu	1971	0	0	0	0	0	0	1	1	0	0	0	1	0	4605
		1981	0	0	0	0	0	0	0	1	0	0	1	1	0	7185
47	Polichalur	1971	0	0	0	0	0	0	0	0	0	0	1	0	0	2798
		1981	0	0	0	0	0	0	0	1	1	0	0	0	0	5132
48	Ponneri	1971	1	0	0	32	1	2	1	5	0	0	1	2	0	10797
		1981	1	12	0	32	1	4	3	5	2	2	3	2	1	16021
49	Poddatturupeta	1971	1	0	1	12	0	1	0	7	0	1	1	1	0	10797
		1981	0	0	1	3	0	2	1	6	0	1	1	0	2	13128

1	2	3	4	5	6	7	8	9	10	11	12	13	14	15	16	17
50	Nadukkuthagai	1971	0	0	0	0	0	0	1	1	0	0	0	0	0	1710
		1981	0	0	0	0	0	0	0	1	0	0	0	0	0	2659
51	Nattapettai	1971	0	0	0	0	0	0	0	1	0	0	0	1	0	3202
		1981	0	0	0	0	0	0	0	1	0	0	0	1	2	4783
52	Sadayankuppam	1971	0	0	0	0	0	0	0	0	0	0	0	0	0	1208
		1981	0	0	0	0	0	0	1	1	0	0	0	0	0	1389
53	Chembarambakkam	1971	0	0	0	0	0	0	0	1	0	0	0	0	0	2879
		1981	0	0	0	0	0	0	0	1	0	0	0	0	0	2445
54	Kattupakkam	1971	0	0	0	0	0	0	1	1	0	0	0	1	0	2290
		1981	0	0	0	0	0	0	1	1	0	0	0	0	0	2467
55	Nemilicheri	1971	0	0	0	0	0	0	1	1	0	0	0	0	0	1351
		1981	0	0	0	0	0	0	0	1	0	0	0	0	0	1688
56	Varadharajapuram	1971	0	0	0	0	0	0	0	1	0	0	0	0	0	1525
		1981	0	0	0	0	0	0	0	1	0	0	0	0	0	2151
57	Kannapalaiyam	1971	0	0	0	0	0	0	2	2	0	0	0	0	0	2668
		1981	0	0	0	0	0	0	0	1	0	0	0	0	0	2702
58	Nazareethpettai	1971	0	0	0	4	0	0	1	0	0	1	0	0	0	3105
		1981	0	1	0	0	0	1	1	1	0	1	1	0	0	4150
59	Minambakkam	1971	1	0	0	250	1	0	0	2	0	1	1	0	1	2505
		1981	0	0	0	0	1	1	1	2	0	0	1	0	0	3092
60	Mattur	1971	0	0	0	0	0	1	0	0	0	0	0	0	0	1687
		1981	0	0	0	0	0	1	2	2	0	0	0	0	0	2327
61	Melmanambedu	1971	0	0	0	0	0	0	0	0	0	0	0	0	0	1950
		1981	0	0	0	0	0	0	0	1	0	0	0	0	0	2269
62	Madippakkam	1971	0	0	0	0	0	0	1	1	0	0	0	0	0	96
		1981	0	0	0	0	0	0	1	1	0	0	1	0	0	2269

1	2	3	4	5	6	7	8	9	10	11	12	13	14	15	16	17
63	Kattivakkam	1971	0	1	0	0	0	1	5	2	0	7	0	0	0	2138
		1981	0	0	0	0	0	0	1	1	0	0	2	0	0	3650
64	Sennirkuppam	1971	0	0	0	0	0	0	1	2	0	0	0	1	0	3333
		1981	0	0	0	0	0	0	0	1	0	0	0	0	0	4197
65	Perungudi	1971	0	0	0	0	0	0	0	1	0	0	0	0	0	1741
		1981	0	0	0	0	0	0	1	1	0	0	0	0	0	4277
66	Pallikaranai	1971	0	1	0	0	0	1	0	1	0	1	0	1	0	2398
		1981	0	0	0	0	0	1	1	1	0	1	0	1	0	3929
67	Kathirvedu	1971	0	0	0	0	0	0	0	1	0	0	0	0	0	1755
		1981	0	0	0	0	0	0	1	1	0	0	0	0	0	2168
68	Pammal	1971	0	0	0	0	0	0	0	3	0	0	0	1	0	9046
		1981	1	0	0	10	0	1	2	12	0	0	1	0	0	27822
69	Madurantakam	1971	1	0	0	12	0	2	2	8	0	2	2	14	4	18614
		1981	1	0	0	42	0	4	5	10	2	1	6	0	2	22373
70	Poonamallee	1971	1	0	0	4	0	2	3	7	1	1	1	1	1	18721
		1981	1	0	0	15	0	6	6	8	2	1	2	0	0	23667
71	Tiruttani	1971	1	0	0	8	0	2	0	12	1	2	2	1	1	16361
		1981	1	0	0	32	1	4	8	11	3	20	3	12	4	24495
72	Soranjeri	1971	0	0	0	0	0	0	1	1	0	0	0	1	0	1812
		1981	0	0	0	0	0	0	1	1	0	0	0	0	0	2207
73	Tiruelam	1971	0	0	0	0	0	0	0	1	0	1	0	0	0	2395
		1981	0	0	0	0	0	0	1	1	0	0	0	0	0	4802
74	Vellanur	1971	0	0	0	0	0	0	1	1	0	1	0	0	0	3602
		1981	0	0	0	0	0	0	1	1	0	0	0	0	0	4332
75	Vengavasal	1971	0	0	0	0	0	0	0	1	0	0	0	0	0	1352
		1981	0	0	0	0	0	0	1	1	0	0	0	0	0	1791

1	2	3	4	5	6	7	8	9	10	11	12	13	14	15	16	17
76	Mudichchur	1971	0	1	0	0	0	0	0	1	0	0	0	1	0	1010
		1981	0	0	0	0	0	0	0	1	0	0	0	1	0	1225
77	Ammavarikuppam	1971	0	0	0	0	0	0	0	0	0	0	0	0	0	0
		1981	0	0	1	4	1	2	1	2	0	1	1	1	6	6818
78	Tirunirmalai	1971	0	0	0	0	0	1	0	1	0	1	0	1	1	6312
		1981	0	0	0	0	0	0	2	5	0	0	0	0	0	9953
79	Puttur	1971	0	0	0	0	0	0	0	1	0	0	0	0	0	1229
		1981	0	0	0	0	0	0	0	1	0	0	0	0	1	2360
	SALEM															
80	Seelanayakan-patti	1971	0	0	0	0	0	0	0	0	0	0	0	0	0	0
		1981	0	0	0	2	0	0	0	1	2	0	1	1	1	16337
81	Veerakkalputtur	1971	0	0	0	0	0	0	0	0	0	0	0	0	0	0
		1981	0	0	0	0	0	0	0	4	1	0	2	1	1	11742
82	Alampalaiam	1971	0	0	0	0	0	0	0	0	0	0	0	0	0	0
		1981	0	0	0	0	0	0	1	1	0	1	0	0	0	11337
83	Reddiptti	1971	0	0	0	0	0	1	0	0	0	0	0	1	0	3119
		1981	0	0	0	0	0	1	1	1	0	0	0	1	1	4467
84	Narasoeipatti	1971	0	0	0	0	0	0	0	1	0	0	0	0	0	2772
		1981	0	0	0	0	0	0	0	1	0	0	0	1	1	2411
85	Kandampatti	1971	0	0	0	0	0	0	0	0	0	0	0	1	0	3244
		1981	0	0	0	0	0	0	0	1	0	0	0	1	1	4095
86	Marulayam-palayam	1971	0	0	0	0	0	0	0	1	0	0	0	0	0	9766
		1981	0	0	0	0	0	0	0	0	0	0	0	0	0	1050
87	Kumarapalaiyam	1971	0	0	0	0	0	0	0	2	0	2	0	0	0	2605
		1981	0	0	0	0	0	0	0	0	0	1	0	0	0	2988
88	Komarasamipatti	1971	0	0	0	0	0	1	0	1	0	0	0	0	0	3392
		1981	0	0	0	0	0	0	0	1	0	0	0	0	1	4274

1	2	3	4	5	6	7	8	9	10	11	12	13	14	15	16	17
89	Pallapatti	1971	0	0	0	0	0	1	0	0	0	0	0	0	0	2224
		1981	0	0	0	0	0	1	1	1	2	0	0	1	1	3372
90	Vembaditalam	1971	1	0	0	10	0	0	0	2	0	2	1	1	0	3735
		1981	1	0	0	8	0	3	2	2	1	1	1	1	0	4323
91	Senaipalaiyam	1971	0	0	0	0	0	0	0	0	0	0	0	0	0	1197
		1981	0	0	0	0	0	0	0	1	0	0	0	0	0	1344
92	Seppaiyapuram	1971	0	0	0	0	0	0	1	0	0	0	0	0	0	833
		1981	0	0	0	0	0	0	0	1	0	0	0	0	0	785
93	Pallipalaiyam	1971	0	0	0	0	0	1	0	0	1	0	0	2	0	13339
		1981	0	0	0	0	0	3	2	2	2	1	2	1	0	32954
94	Annadanapatti	1971	0	0	0	0	0	1	0	0	0	0	0	0	0	7481
		1981	0	0	0	0	0	0	0	1	3	0	1	1	1	12478
95	Jalakandapuram	1971	2	0	0	11	0	2	0	3	1	2	1	0	1	9983
		1981	1	0	0	22	0	2	1	3	2	1	3	1	4	10966
96	Alagapuram	1971	0	0	0	0	1	5	0	0	0	0	0	0	0	6093
		1981	0	0	0	2	0	0	0	1	0	0	2	0	1	10474
97	Omalur	1971	1	0	0	11	0	2	0	3	2	1	1	2	1	8986
		1981	1	0	0	18	0	3	2	2	2	1	3	1	1	10309
98	Ammapalaiyam	1971	0	0	0	0	0	1	0	0	0	0	0	1	0	7120
		1981	0	0	0	0	0	0	0	1	0	0	0	1	1	11159
99	Jarikonda-lampatti	1971	0	0	0	0	0	1	1	1	0	1	1	0	0	10913
		1981	0	0	0	0	0	1	1	2	1	1	2	1	1	12464
100	Mallasamudram	1971	0	0	1	0	0	2	0	9	0	1	1	1	0	10302
		1981	1	0	0	6	0	2	1	9	0	1	1	1	0	12151
101	Mallur	1971	0	1	0	0	0	1	0	2	1	1	1	1	0	6896
		1981	0	10	0	2	1	2	1	2	1	1	2	1	0	7614

1	2	3	4	5	6	7	8	9	10	11	12	13	14	15	16	17
102	Papparapatti	1971	0	0	0	0	0	0	0	2	0	0	0	0	0	5602
		1981	0	0	0	0	0	0	0	3	1	0	0	1	0	6489
103	Ilampillai	1971	0	1	0	6	0	1	0	2	0	0	1	1	0	7579
		1981	0	1	0	6	0	1	0	2	0	0	1	1	0	8453
104	Meyyanur	1971	1	0	0	25	0	1	0	0	0	0	0	0	0	3998
		1981	0	0	0	0	0	1	1	1	1	0	0	0	1	7375
105	Puttur	1971	0	1	0	1	0	0	0	1	0	0	0	1	0	6398
		1981	0	0	0	0	0	0	0	2	0	0	0	1	0	6906
106	Pillanallur	1971	0	0	0	0	0	1	2	0	0	1	0	1	0	7463
		1981	0	0	0	2	0	1	1	3	1	2	1	1	3	8032
107	Kondalampatti	1971	0	0	0	0	0	1	0	3	0	0	1	0	0	6288
		1981	0	0	0	0	0	1	1	2	2	1	1	1	0	6668
108	Vennandur	1971	2	0	0	36	0	3	0	0	0	1	1	0	0	8035
		1981	1	0	0	20	0	2	1	2	1	1	1	1	0	9834
109	Sivadapuram	1971	0	0	0	0	0	1	0	0	0	0	0	0	0	5051
		1981	0	0	0	2	0	1	1	2	1	0	0	1	1	5579
110	Thadampatti	1971	2	0	0	10	0	2	0	0	0	0	0	0	0	6223
		1981	2	0	0	10	0	1	1	3	0	0	0	0	4	8766
111	Neykkarappatti	1971	0	0	1	0	0	1	0	1	0	0	0	1	0	5554
		1981	0	0	0	0	0	1	1	2	0	0	0	1	0	6185
112	Taramangalam	1971	0	0	1	6	0	2	1	3	2	2	0	0	0	14355
		1981	0	0	1	6	0	3	2	3	2	2	2	1	0	14942
113	Ammapettai	1971	0	0	0	0	0	2	0	3	0	0	0	1	1	6883
		1981	0	0	0	0	0	2	2	2	0	0	0	1	2	7535
114	Attayyampatti	1971	0	1	0	0	0	1	0	2	1	10	1	0	0	8660
		1981	0	0	1	0	0	4	2	3	1	1	2	0	0	9577

1	2	3	4	5	6	7	8	9	10	11	12	13	14	15	16	17
	COIMBATORE															
115	Puliyampatti	1971	0	0	0	0	0	0	3	0	0	1	1	1	0	2002
		1981	0	0	0	0	0	0	1	2	0	0	0	0	0	2307
116	Makkinampatti	1971	0	0	0	0	0	0	1	0	0	0	0	0	0	2703
		1981	0	0	0	0	0	0	2	3	0	0	0	1	0	3643
117	Chinnampalaiyam	1971	0	0	0	0	0	0	0	2	0	1	0	0	0	2580
		1981	0	0	0	0	0	0	1	3	1	0	0	0	1	4036
118	Vilankurichchi	1971	1	0	0	20	0	1	2	1	0	2	0	0	0	7047
		1981	0	0	0	0	0	0	1	2	0	0	0	0	0	2690
119	Muthugoln-	1971	0	0	0	0	0	0	1	2	0	1	0	0	0	35
	denpudur	1981	0	0	0	0	0	0	2	2	0	0	0	1	1	50
120	Madukkarai	1971	2	1	0	40	0	1	1	4	2	1	1	1	1	16087
		1981	1	1	0	40	0	1	2	6	2	4	1	1	0	18003
121	Periyanaya-	1971	1	0	1	6	1	4	1	4	1	8	1	2	1	12200
	kkanpalayam	1981	2	0	0	6	1	4	3	6	1	1	3	2	1	14914
122	Tirumuruganpindi	1971	0	0	1	0	0	0	1	4	0	1	0	0	0	5750
		1981	0	0	0	0	0	1	2	4	0	1	0	1	0	7114
123	Veerakeralam	1971	0	1	0	0	0	1	1	4	0	1	0	0	0	6264
		1981	0	0	0	0	0	1	1	4	0	1	0	1	0	7359
124	Perurchetti-	1971	0	0	0	0	0	0	3	0	0	0	0	0	0	5813
	palayam	1981	0	0	0	0	0	0	0	1	0	0	1	1	0	6717
125	Perur	1971	0	0	0	0	0	1	2	1	1	1	1	1	0	5605
		1981	1	0	0	1	0	1	2	3	0	0	1	2	0	6929
126	Chinnavedampatti	1971	0	0	0	0	0	1	2	2	0	0	0	0	0	5211
		1981	0	0	0	0	0	2	2	3	0	0	0	0	0	6094
127	Pallapalaiyam	1971	0	1	0	0	0	1	1	1	0	0	0	1	0	4758
		1981	0	0	0	0	0	0	1	1	0	1	0	1	1	5578

1	2	3	4	5	6	7	8	9	10	11	12	13	14	15	16	17
128	Veerapandi	1971	1	0	0	25	0	0	10	0	0	3	0	0	0	4671
		1981	0	0	0	0	0	0	1	4	0	0	0	1	0	6112
129	Narasimhanaya-	1971	0	0	0	0	0	4	0	0	0	0	0	0	0	4843
	kkanpalayam	1981	0	0	0	0	0	0	1	3	0	0	0	0	0	5779
130	Chettiarpatt	1971	0	1	0	0	0	1	0	1	0	0	0	0	0	4160
		1981	0	1	0	0	0	3	3	6	1	0	0	1	0	5652
131	Vellalore	1971	0	1	0	5	0	1	0	3	0	1	1	1	0	13432
		1981	0	0	0	0	0	1	4	5	0	1	1	1	0	13843
132	Avanashi	1971	2	0	1	76	0	2	7	7	1	3	1	2	1	12723
		1981	0	0	1	4	0	2	1	6	1	2	3	2	2	15182
133	Annur	1971	2	0	1	29	0	1	11	9	2	1	1	1	1	10972
		1981	0	0	1	7	0	3	3	9	2	2	2	0	0	13602
134	Sulur	1971	1	0	0	6	0	2	0	3	0	1	1	2	1	13155
		1981	1	0	0	7	0	2	3	3	1	1	3	1	1	17618
135	Anamalai	1971	0	1	0	0	0	1	0	2	1	1	1	1	3	14772
		1981	0	0	0	0	0	2	2	3	2	1	2	1	1	15575
136	Karamadai	1971	0	0	1	4	0	2	3	4	1	2	1	1	1	15024
		1981	1	0	0	4	0	3	3	4	2	1	2	1	1	17440
137	Vedampalaiyam	1971	0	0	0	0	0	0	2	4	0	4	1	0	0	10521
		1981	1	0	0	0	0	0	2	6	2	1	1	1	0	16576
138	Kavundam-	1971	0	0	0	0	0	3	0	0	0	0	0	1	0	7062
	palaiyam	1981	1	0	0	0	0	0	0	3	0	0	0	0	1	14454
139	Kurudam-	1971	0	0	0	0	0	4	0	0	0	0	0	0	0	8928
	palaiyam	1981	0	1	0	10	0	2	1	6	0	0	2	0	0	12764
140	Suleeswarampatti	1971	0	0	0	0	0	0	0	2	0	0	0	0	0	8638
		1981	0	0	0	0	0	0	1	2	0	0	0	0	0	12091

1	2	3	4	5	6	7	8	9	10	11	12	13	14	15	16	17
141	Uttukkuli	1971	0	1	0	0	0	1	0	3	1	1	1	1	0	9260
		1981	0	0	0	0	0	2	2	3	0	0	2	1	0	10540
142	Palladam	1971	1	0	0	12	0	1	2	5	1	2	1	1	0	12836
		1981	1	0	0	31	0	2	3	8	2	1	3	1	1	16528
	TIRUNALEVELI															
143	Kulasakara-	1971	1	1	0	23	0	3	3	7	0	2	1	0	1	11544
	ppattinam	1981	0	1	0	8	0	2	3	4	0	1	1	0	0	7310
144	Mudalur	1971	0	1	0	0	0	1	4	8	0	1	1	0	0	6208
		1981	0	0	1	0	0	2	1	2	0	1	1	0	7	5743
145	Kayattar	1971	0	1	0	0	0	1	1	5	0	1	1	1	0	7107
		1981	0	1	0	0	0	2	2	5	0	1	1	1	3	6961
146	Talaiyuttu	1971	0	0	0	0	0	0	2	1	0	0	0	0	0	5042
		1981	0	0	0	0	0	0	2	2	0	0	0	0	0	6124
147	Vilattikulam	1971	0	1	0	6	0	1	1	3	0	1	1	2	1	6558
		1981	1	0	0	4	0	2	1	3	1	1	4	1	2	8583
148	Attimarappatti	1971	1	0	0	0	0	0	0	2	0	0	0	0	0	3010
		1981	1	0	0	0	0	0	0	3	0	0	0	0	0	6058
149	Srivaikuntam	1971	2	0	0	26	1	2	3	6	1	2	2	1	2	16064
		1981	1	0	0	20	1	4	3	9	1	2	5	1	0	16128
150	Ayanadaippu	1971	0	0	0	0	0	0	0	2	0	1	0	0	0	1289
		1981	0	0	0	0	0	0	0	2	0	0	0	0	0	1592
151	Alaganeri	1971	5	0	0	20	0	0	0	3	0	1	0	0	0	1330
		1981	0	0	0	0	0	0	0	1	3	2	0	1	0	1511
152	Sankarnagar	1971	2	2	0	5	0	1	0	3	0	1	1	0	0	3093
		1981	2	0	0	5	0	2	1	3	0	2	1	0	1	3563
153	Tuticorin	1971	0	0	0	0	0	0	0	0	0	0	0	0	0	2641
		1981	0	0	0	0	0	0	1	1	1	0	0	0	0	4078

1	2	3	4	5	6	7	8	9	10	11	12	13	14	15	16	17
154	Arumuganeri	1971	0	1	0	0	0	2	3	15	1	1	1	1	0	18585
		1981	1	3	0	0	0	6	7	15	1	2	1	1	1	21107
155	Kayalpattinam	1971	1	0	0	16	0	2	2	6	0	1	1	0	0	18925
		1981	1	0	0	29	0	3	6	10	0	1	3	0	0	23544
156	Tiruchchendur	1971	2	2	0	22	1	2	2	12	1	4	3	1	1	18126
		1981	1	3	0	50	1	3	4	10	1	3	6	1	3	24233
157	Muttayyapuram	1971	0	0	0	0	0	0	1	2	0	1	0	0	0	4554
		1981	1	0	0	10	0	0	1	5	1	1	0	0	1	24872
158	Pettai	1971	0	0	0	0	0	0	0	1	1	0	0	0	0	701
		1981	0	0	0	0	1	3	3	3	0	1	1	0	0	754
159	Korampallam	1971	0	0	0	0	0	1	0	0	0	2	0	1	0	2364
		1981	0	0	0	0	0	0	0	3	1	0	0	1	0	2930
160	Mullakkadu	1971	1	0	0	0	0	0	0	2	0	0	0	0	0	1626
		1981	1	0	0	0	0	0	0	2	0	0	1	0	0	1917
161	Melanattam	1971	0	0	0	0	0	0	0	1	0	1	0	0	0	1222
		1981	0	0	0	0	1	1	0	1	0	1	0	0	0	1463
162	Palayakayal	1971	0	1	0	0	0	0	2	4	0	1	1	1	0	3412
		1981	0	0	0	0	0	0	2	4	0	1	1	0	0	4664
163	Milavittah	1971	0	0	0	0	0	0	2	2	0	0	0	1	0	3177
		1981	0	0	0	0	0	0	0	4	3	0	0	1	0	5099
164	Mappilaiurani	1971	0	0	0	150	0	0	4	0	0	0	0	1	0	4530
		1981	0	1	0	150	0	0	4	4	0	0	0	0	0	6518
165	Palayankottai	1971	0	0	0	0	0	0	0	1	0	1	0	1	0	3800
		1981	0	0	0	0	1	0	0	3	1	1	0	1	0	5740
166	Naranammal-puram	1971	0	0	0	0	0	0	1	4	0	10	0	1	0	10487
		1981	0	0	0	0	0	0	1	4	0	2	1	0	0	13085

1	2	3	4	5	6	7	8	9	10	11	12	13	14	15	16	17
167	Tachchanallur	1971	1	1	0	0	0	0	2	5	0	1	1	0	0	14714
		1981	0	1	0	0	0	0	2	5	2	2	1	0	1	17269
168	Sivanthipuram	1971	0	0	0	0	0	0	0	0	0	0	0	0	0	0
		1981	0	0	0	0	0	0	0	4	0	2	0	1	0	9616
169	Kuttalam	1971	0	1	0	0	1	1	0	1	0	1	1	0	0	1904
		1981	0	1	0	0	1	2	1	2	1	1	1	0	0	2705
170	Kalugumalai	1971	0	1	0	0	0	1	2	2	1	1	1	1	0	9507
		1981	0	1	0	0	0	2	2	4	1	1	2	0	0	11618
171	Udangudi	1971	1	4	0	12	0	2	0	11	1	3	1	1	1	17163
		1981	0	1	0	12	0	2	3	8	1	1	2	1	0	17993
172	Ettaiyapuram	1971	2	0	0	6	0	1	2	3	1	5	1	1	1	10741
		1981	1	0	0	8	0	2	2	2	1	4	1	1	0	11540
173	Tisaiyanvilai	1971	4	0	1	45	0	2	3	9	1	1	1	1	0	14547
		1981	0	0	1	5	0	3	3	13	2	8	3	1	0	16484
174	Nazareth	1971	6	2	0	100	0	2	2	9	1	3	2	0	1	10901
		1981	4	1	0	152	1	4	3	8	1	1	4	1	2	14302
175	Eruvadi	1971	0	1	0	0	0	2	1	6	0	1	0	1	0	11010
		1981	1	0	0	2	0	3	3	6	0	1	2	1	3	11417
176	Viravanallur	1971	0	1	0	1	0	1	3	10	1	1	1	1	1	15110
		1981	1	0	0	1	0	1	4	8	2	1	3	1	8	16818
177	Sattankulam	1971	2	0	0	12	0	1	5	2	1	1	1	2	0	12935
		1981	1	0	0	8	0	2	5	7	1	1	4	0	7	13364
178	Sawyerpuram	1971	2	0	0	10	1	2	3	9	0	10	2	1	1	11491
		1981	1	0	0	20	1	4	3	10	1	1	3	2	1	11650
179	Alwartirunagarai	1971	1	0	0	0	0	1	3	3	1	1	1	1	1	8132
		1981	1	0	0	4	0	2	3	4	0	1	1	0	0	8114

1	2	3	4	5	6	7	8	9	10	11	12	13	14	15	16	17
180	Paraman-	1971	0	1	0	0	0	1	1	11	0	1	1	1	0	8764
	kurichchi	1981	0	1	0	0	0	0	1	2	0	1	1	1	0	9135
181	Eral	1971	0	0	1	6	0	0	0	7	1	3	1	0	1	7807
		1981	0	0	1	0	0	1	3	4	1	2	2	1	0	8862
	THANJAVUR															
182	Tiruttura-	1971	6	0	0	76	0	2	1	8	2	2	4	1	1	17119
	ippundi	1981	2	0	0	84	0	4	3	7	2	1	6	1	0	20694
183	Atirampattinam	1971	1	0	0	20	1	1	2	4	2	1	1	0	1	18132
		1981	1	0	0	16	1	2	1	7	1	3	1	0	1	21179
184	Aduthurai-	1971	5	1	0	5	0	1	2	3	1	2	3	1	1	9797
	alias-Maruthuk	1981	1	0	0	5	0	2	1	1	1	1	3	1	0	10561
185	Tirunage-	1971	0	1	0	6	0	1	4	1	1	2	1	1	0	9641
	swaram	1981	0	0	0	0	0	2	2	4	1	3	1	1	3	10925
186	Tirumulla-	1971	1	0	0	10	0	0	4	1	0	2	1	1	0	8785
	ivasal	1981	1	0	0	4	0	2	2	4	1	1	1	0	0	10326
187	Kuttanallur	1971	1	0	0	16	0	1	2	3	0	3	3	1	0	16184
		1981	1	0	0	12	0	2	3	3	1	1	4	2	0	19434
188	Kuttlam	1971	3	1	0	12	0	1	3	2	1	3	2	1	0	10087
		1981	1	0	0	12	0	2	3	3	1	2	4	1	1	10410
189	Orattanadu	1971	4	1	0	8	0	2	1	3	1	1	2	2	1	8621
		1981	1	0	7	20	0	4	2	4	1	1	3	1	4	10332
190	Ammapettai	1971	1	0	0	8	0	2	0	4	0	1	1	1	1	11497
		1981	1	0	0	8	0	4	3	3	1	1	3	1	0	12902
191	Tranuuebar	1971	1	1	0	30	0	3	3	14	1	3	1	1	1	17318
		1981	1	0	0	24	1	5	5	12	1	3	3	1	0	18610
192	Valangiman	1971	0	1	0	10	0	1	0	2	1	1	1	1	1	8389
		1981	1	0	0	10	0	2	1	3	0	1	2	1	1	9323

1	2	3	4	5	6	7	8	9	10	11	12	13	14	15	16	17
193	Tiruvidai-marudur	1971	1	0	0	16	0	1	1	6	0	1	1	0	1	10410
		1981	1	0	0	16	0	2	3	4	1	2	1	0	0	11305
194	Tirukket-tuppalli	1971	3	0	0	36	0	2	1	2	1	1	3	0	0	10190
		1981	3	0	0	26	0	3	3	5	1	1	4	1	1	11999
195	Thiruvaiyaru	1971	3	1	0	18	0	1	2	5	1	2	2	1	0	12867
		1981	0	1	0	0	0	5	4	6	2	1	4	19	1	14013
196	Nidamangalam	1971	0	0	1	10	0	1	1	3	0	2	1	1	0	6010
		1981	0	0	1	0	0	2	2	3	2	1	2	1	0	6561
197	Akkaraipettai	1971	0	0	0	0	0	0	0	1	0	0	0	0	0	4861
		1981	0	0	0	0	0	0	1	2	0	0	0	0	1	6587
198	Dharasuram	1971	0	0	0	0	0	0	1	1	0	2	1	1	0	6525
		1981	0	0	0	0	0	0	1	2	0	2	1	1	0	8962
199	Vaithees-warankoil	1971	1	0	0	32	0	1	1	0	0	1	1	1	0	5397
		1981	1	0	0	13	0	2	1	2	0	1	1	1	0	5838
200	Papanasam	1971	1	0	0	4	0	2	2	3	1	1	3	1	2	11394
		1981	1	0	0	16	0	4	2	4	1	1	5	2	1	12966
201	Muttupet	1971	0	1	0	2	0	1	1	0	0	1	2	0	1	14048
		1981	1	0	0	10	0	4	2	4	2	2	3	2	1	16487
202	Ayyampettai	1971	0	1	0	6	0	1	1	2	1	3	2	1	1	10889
		1981	1	0	0	15	0	3	4	7	1	3	3	1	0	11398
203	Tirubuvanam	1971	0	0	0	0	0	0	0	0	0	0	0	0	0	0
		1981	0	0	0	0	0	0	3	3	1	1	1	0	0	10584
204	Andanappettai	1971	0	0	0	0	0	0	0	2	0	0	0	0	0	1132
		1981	0	0	0	0	0	0	0	1	0	0	0	0	0	1235
	SOUTH ARCOT															
205	Melpathi	1971	0	0	0	0	0	0	0	0	0	0	0	0	0	0
		1981	0	0	0	0	0	0	1	2	0	0	0	0	0	3528

1	2	3	4	5	6	7	8	9	10	11	12	13	14	15	16	17
206	Thorapadi	1971	0	0	0	0	0	0	0	0	0	0	0	0	0	0
		1981	0	0	0	0	0	2	2	4	1	1	0	0	0	6513
207	Gengaikondan	1971	0	0	0	0	0	0	0	0	0	0	0	0	0	0
		1981	0	0	0	0	0	0	5	8	1	1	0	0	0	7338
208	Kurinjipadir	1971	0	1	0	0	0	2	3	3	1	2	1	1	1	16018
		1981	0	1	0	0	0	3	3	7	2	1	3	0	0	19639
209	Annamalainagar	1971	1	0	0	6	1	1	0	4	0	1	1	0	2	8847
		1981	1	0	0	11	1	3	3	4	0	1	2	0	0	6623
210	Bhuvanagiri	1971	1	1	0	0	0	2	0	7	1	1	1	0	1	14568
		1981	0	1	0	0	0	4	3	6	1	1	3	2	1	16334
211	Tirukkoyllur	1971	5	0	0	126	0	2	3	4	1	2	3	1	8	18226
		1981	2	2	0	189	0	4	7	14	3	1	5	1	6	21837
212	Porotonova	1971	1	0	0	12	0	3	0	9	1	1	1	1	1	17412
		1981	1	1	0	16	1	4	3	10	1	2	1	0	0	20100
	PERIYAR															
213	Suramratti	1971	0	0	0	0	0	0	2	2	0	1	0	2	0	5588
		1981	0	0	0	0	0	0	2	2	0	0	0	0	1	14934
214	Chithode	1971	0	0	0	0	0	0	0	0	0	0	0	0	0	0
		1981	0	0	1	6	0	2	1	1	1	1	1	1	0	5771
215	Kunnattur	1971	0	0	0	0	0	0	0	0	0	0	0	0	0	0
		1981	2	2	1	36	0	1	1	2	2	1	1	1	4	5160
216	Chennimalai	1971	0	0	0	0	0	0	0	0	0	0	0	0	0	0
		1981	1	0	1	10	0	2	1	4	1	1	3	3	0	11357
217	Andiyur	1971	0	0	0	0	0	0	0	0	0	0	0	0	0	0
		1981	1	0	0	16	0	1	1	3	3	2	3	1	0	14896
218	Urachchikkottai	1971	0	0	0	0	0	0	1	0	0	1	0	1	0	2723
		1981	0	0	0	0	0	1	1	1	0	0	0	0	0	3426

1	2	3	4	5	6	7	8	9	10	11	12	13	14	15	16	17
219	Ottapparai	1971	0	0	0	0	0	0	0	0	0	0	0	0	0	0
		1981	0	0	0	0	0	0	0	0	2	0	1	0	0	6414
220	Bhavanisagar	1971	1	1	0	10	0	1	1	0	0	1	0	0	0	3221
		1981	1	0	0	12	0	2	1	1	0	1	1	1	0	3650
221	Kangayam	1971	1	0	0	10	0	1	1	4	1	2	1	2	0	12864
		1981	1	0	0	10	0	2	2	3	2	1	3	1	0	14720
222	Brahmanaperiya	1971	0	0	0	0	0	1	0	1	0	2	1	0	0	8419
		1981	0	0	0	0	0	1	1	1	2	2	1	1	0	11694
223	Punjaipu-liyampatti	1971	3	0	1	46	0	2	0	2	2	2	0	0	0	10425
		1981	0	0	1	0	0	1	2	2	2	2	1	0	0	12046
	NILGIRI															
224	Wellington	1971	1	0	0	54	0	1	2	5	0	1	1	0	0	13242
		1981	1	0	0	25	0	3	5	5	0	1	1	0	0	19638
225	Jagathala	1971	0	0	0	0	0	1	1	6	0	0	0	1	0	10356
		1981	0	0	0	0	0	3	5	5	1	0	0	1	0	12516
226	Devarshola	1971	0	0	0	0	0	1	6	0	0	10	1	0	0	13622
		1981	1	3	0	56	0	3	2	8	1	25	1	2	0	17775
227	Hubbathala	1971	0	0	0	0	0	1	1	1	0	0	0	1	0	4723
		1981	0	0	0	0	0	4	4	4	1	0	0	1	0	7773
228	Aravankad	1971	0	0	0	0	0	0	0	0	0	0	0	0	0	0
		1981	1	0	0	50	0	3	3	4	0	1	2	0	2	5620
229	Masinigudi	1971	0	0	0	0	0	1	3	4	0	3	1	1	0	4803
		1981	1	0	0	5	0	1	5	6	0	3	1	1	4	5893
230	Konakkarai	1971	4	1	0	12	0	0	1	6	0	0	0	1	1	6285
		1981	2	2	0	12	0	0	1	6	0	1	0	0	0	8768
231	Nadduvattam	1971	2	4	0	27	0	1	1	9	0	18	1	1	0	10568
		1981	3	0	0	60	0	3	3	12	0	1	1	1	0	12139

1	2	3	4	5	6	7	8	9	10	11	12	13	14	15	16	17
232	Berhatty	1971	0	0	0	0	0	0	0	0	2	0	0	0	0	1324
		1981	0	0	0	0	0	1	2	2	0	0	0	0	1	1945
233	Ovalley	1971	2	6	0	100	0	0	0	11	0	1	1	0	0	13785
		1981	2	8	0	60	0	3	3	13	0	25	1	0	0	21148
234	Nelliyalam	1971	1	0	1	46	0	1	4	11	0	6	1	0	0	13268
		1981	3	2	1	11	0	3	4	8	0	18	1	2	0	25446
235	Gudalur	1971	3	0	0	78	0	2	1	8	1	2	2	1	1	15558
		1981	1	3	0	115	0	9	15	61	4	10	5	3	0	21963
236	Kotagiri	1971	8	4	0	334	0	2	3	9	1	1	2	1	1	18909
		1981	7	0	0	222	0	7	6	12	3	1	8	8	1	24177
	DHARMAPURI															
237	Hosur	1971	1	0	0	15	0	2	0	6	1	2	2	2	1	16591
		1981	1	2	0	55	0	4	5	10	2	1	9	1	5	27129
238	Palakode	1971	3	0	0	10	0	1	0	3	1	1	1	1	0	11769
		1981	1	0	0	10	0	2	2	4	2	1	3	1	0	13024
239	Harur	1971	1	0	0	11	0	2	0	6	2	3	2	2	1	13550
		1981	1	2	0	11	0	3	4	7	2	2	4	1	0	16334
240	Kaverepattinam	1971	3	0	0	20	0	1	0	6	0	1	1	0	1	12107
		1981	1	0	0	12	0	2	1	5	0	1	3	1	0	13669
241	Denkanikota	1971	0	1	0	0	0	1	0	5	0	1	3	1	0	14455
		1981	3	0	0	10	0	2	1	4	1	1	3	1	0	17470
	NORTHARCOT															
242	Allapuram	1971	0	0	0	0	0	0	0	0	0	0	0	0	0	0
		1981	0	0	0	0	0	0	0	0	2	1	2	0	0	17026
243	Shembakkam	1971	0	0	0	0	0	0	0	0	0	0	0	0	0	0
		1981	0	0	0	0	0	0	2	2	0	0	0	0	0	9500
244	Jaffrabad	1971	1	0	0	5	0	0	1	2	0	0	0	1	0	2967
		1981	0	0	0	0	0	0	0	2	0	0	1	1	1	3935

1	2	3	4	5	6	7	8	9	10	11	12	13	14	15	16	17
245	Cheruvanki	1971	0	0	0	0	0	0	0	1	0	0	0	0	0	1429
		1981	0	0	0	0	0	0	0	1	1	1	0	1	0	1636
246	Devasthanam	1971	0	0	0	0	0	0	1	0	0	1	0	1	0	2909
		1981	0	0	0	0	0	0	3	3	0	0	1	1	1	3326
247	Virudambattu	1971	0	0	0	0	0	0	0	1	0	0	0	0	0	2164
		1981	0	0	0	0	0	0	0	1	0	0	0	0	0	2891
248	Seevur	1971	0	0	0	0	0	0	0	1	0	2	0	1	0	3530
		1981	0	0	0	0	0	0	1	2	0	1	0	0	1	3994
249	Tiruvettipuram	1971	1	0	0	32	1	2	6	0	0	2	4	1	2	19274
		1981	2	0	0	64	1	5	3	11	5	1	4	1	2	25074
250	Melvisharam	1971	1	1	0	14	1	1	1	9	0	14	1	0	0	16500
		1981	1	1	0	26	1	3	3	10	2	6	2	0	0	20491
251	Vandavasi	1971	4	0	0	48	0	3	2	7	2	1	2	3	2	16083
		1981	1	0	0	48	0	5	4	7	3	1	6	1	1	20447
252	Polur	1971	4	0	0	49	0	2	0	9	1	3	3	2	4	18073
		1981	2	3	0	44	0	5	4	9	3	5	5	2	3	21656
253	Pallikondai	1971	0	1	0	0	0	2	3	9	1	1	1	0	1	13738
		1981	1	0	0	6	0	2	2	10	1	4	3	1	0	16390
254	Darapadavedu	1971	0	1	0	0	0	2	3	3	0	1	1	0	0	12426
		1981	1	0	0	1	0	1	5	5	3	1	1	1	1	15825
255	Sholinghur	1971	1	0	0	12	0	2	3	6	0	6	1	0	4	14699
		1981	1	0	1	40	0	3	3	4	1	5	3	1	2	17396
256	Sattuvacheri	1971	0	0	0	0	0	1	0	3	0	1	1	0	0	8355
		1981	0	0	1	2	0	0	0	0	0	1	2	0	0	14752
257	Kaveripakkam	1971	0	1	0	3	0	2	0	4	0	1	1	1	1	9683
		1981	0	1	0	3	1	2	2	5	1	1	2	1	0	11058

1	2	3	4	5	6	7	8	9	10	11	12	13	14	15	16	17
258	Walajapet	1971	1	0	0	32	1	2	2	5	1	1	1	2	3	16400
		1981	1	0	0	32	1	3	3	5	1	1	2	0	1	19563
259	Panapakkam	1971	0	1	0	2	0	2	1	3	1	1	2	1	0	6589
		1981	0	0	0	1	0	1	0	2	0	1	1	0	0	8009
260	Konavattam	1971	0	0	0	1	0	1	0	2	0	1	1	0	0	3621
		1981	0	0	0	0	0	1	2	2	1	1	1	1	2	5192
261	Katpadi-extension	1971	0	0	0	0	1	4	2	3	0	1	1	1	2	6750
		1981	0	0	0	0	1	4	2	3	0	0	2	1	2	9425
262	Torappadi	1971	0	0	0	0	0	1	1	2	0	1	1	1	0	6156
		1981	0	0	1	2	0	1	1	2	0	0	1	0	0	7681
263	Udayendram	1971	0	0	0	0	0	0	1	4	0	10	1	0	0	7196
		1981	0	0	0	0	0	0	1	6	1	1	1	1	0	8674
	TIRUCHCHIRPALLI															
264	Navapattu	1971	0	0	0	0	0	0	0	0	0	0	0	0	0	0
		1981	0	0	1	0	0	0	0	3	1	1	0	1	1	4715
265	Tiruverambur	1971	0	0	0	0	0	0	0	0	0	0	0	0	0	0
		1981	1	0	0	0	0	2	1	5	1	1	3	1	0	15297
266	Mettupalaiyam	1971	0	0	1	0	0	2	0	2	1	1	1	1	1	7558
		1981	0	0	1	6	0	3	4	4	1	1	1	2	2	7805
267	Ariyamangalam	1971	0	1	0	1	1	1	5	0	1	3	1	1	0	12496
		1981	0	0	0	0	0	2	1	2	1	5	1	1	0	19236
268	Ariyalur	1971	1	0	0	32	1	2	6	1	1	2	3	0	3	17720
		1981	2	0	0	66	1	4	5	8	1	3	5	1	1	20635
269	Uikadai	1971	0	0	0	0	0	0	0	1	0	0	0	0	0	2834
		1981	0	0	0	0	0	0	0	2	0	0	1	0	0	3603
270	Pallapatti	1971	0	0	1	0	0	1	0	5	0	2	1	0	0	15948
		1981	1	0	0	21	0	2	1	7	0	1	1	0	0	17507

1	2	3	4	5	6	7	8	9	10	11	12	13	14	15	16	17
271	Kullittalai	1971	5	0	0	12	0	2	7	0	3	1	4	1	1	17326
		1981	1	0	0	24	0	4	3	6	3	1	6	1	2	19756
272	Alattur	1971	0	0	0	0	0	1	3	4	0	1	1	1	1	12311
		1981	0	0	1	0	0	0	0	2	1	0	1	1	0	17023
273	Manachchanellur	1971	0	0	1	6	0	3	0	0	1	1	1	0	1	13087
		1981	1	0	0	4	0	3	3	6	2	1	4	1	1	15461
274	Abishekapuram	1971	0	0	0	0	0	0	2	3	0	2	1	0	0	9890
		1981	1	0	0	0	0	0	0	4	1	1	3	0	0	11628
275	Kattupputtur	1971	0	2	0	6	0	1	0	4	0	1	1	1	0	8980
		1981	1	0	0	10	0	2	1	6	1	2	2	1	0	10217
276	Pirattiyur	1971	0	1	0	0	0	0	1	4	0	1	0	1	0	8629
		1981	0	0	0	0	0	4	3	7	1	1	0	0	0	11895
277	Kallakkudi	1971	1	0	0	6	0	1	1	1	2	1	2	1	0	10963
		1981	1	0	0	6	0	2	3	3	1	1	2	1	1	11196
278	Punjaipugalur	1971	0	1	0	0	0	2	1	6	0	14	1	0	0	12823
		1981	1	0	0	8	0	3	2	11	1	3	2	1	3	13651
279	Lalgudi	1971	1	0	0	62	0	2	1	6	1	2	4	1	2	16122
		1981	1	0	1	76	0	5	4	11	1	2	7	2	3	17930
280	Musiri	1971	3	1	0	19	1	2	10	1	1	1	4	2	1	14287
		1981	1	4	0	20	1	4	9	11	2	1	5	2	0	17777
281	Perambalur	1971	3	0	0	42	0	2	2	0	1	4	2	2	1	14652
		1981	5	0	0	77	0	4	4	8	2	1	3	1	0	18693
282	Tattayan-Garpettai	1971	2	0	0	8	0	1	1	4	0	5	1	0	0	10891
		1981	2	0	0	8	0	3	2	4	2	5	3	1	2	11539
283	Puvalur	1971	0	1	0	0	0	1	0	4	0	1	1	1	0	6987
		1981	0	1	0	2	0	1	2	6	0	1	0	1	0	7255

1	2	3	4	5	6	7	8	9	10	11	12	13	14	15	16	17
	PUDUKKOTTAI															
284	Kadiapatti	1971	0	0	1	0	0	1	1	3	0	1	0	0	0	4250
		1981	0	0	1	6	0	1	1	4	1	2	1	0	0	5028
285	Aisgapuri	1971	1	0	0	0	0	1	1	0	0	0	2	0	0	3281
		1981	1	0	0	10	0	1	1	1	0	0	2	0	0	3055
286	Ponnamaravati	1971	2	1	0	45	0	6	0	0	2	4	1	0	1	10764
		1981	1	1	0	52	0	2	1	4	2	5	5	0	1	11467
287	Alangudi	1971	1	0	0	0	0	1	1	3	0	2	2	2	0	6728
		1981	1	0	0	16	0	2	3	3	1	2	3	1	2	8634
288	Iluppur	1971	0	1	0	2	0	1	1	2	1	1	1	1	0	7222
		1981	1	0	0	6	0	2	1	2	1	2	1	1	1	8679
289	Kiranur	1971	0	0	0	0	0	0	0	0	0	0	0	0	0	0
		1981	1	0	0	13	0	2	1	1	1	2	4	0	0	6626
290	Arantangi	1971	0	1	0	10	0	2	2	8	1	3	3	1	1	16350
		1981	1	0	0	40	0	2	3	8	3	2	5	2	7	23227
	MADURAI															
291	Nilakkottai	1971	0	0	1	34	0	2	2	1	1	1	1	1	2	9184
		1981	1	0	0	40	0	4	2	2	2	1	2	1	3	11920
292	Vattalkundu	1971	1	1	0	46	0	2	4	1	1	1	1	1	4	14754
		1981	1	1	0	50	0	5	5	6	1	1	4	2	3	18022
293	Paravi	1971	0	1	0	0	0	0	1	3	0	1	0	1	1	9879
		1981	0	0	1	0	0	0	1	4	1	1	1	1	0	11099
294	Uttampalaiyam	1971	3	0	0	63	1	2	5	4	1	2	2	2	4	18053
		1981	1	0	0	24	1	4	5	5	1	1	5	2	2	19650
295	Andippatti	1971	2	1	0	10	0	1	0	5	1	5	1	1	1	13204
	Jakampatti	1981	0	1	0	2	0	3	2	3	2	4	3	1	1	15396
296	Nattam	1971	3	0	1	6	0	2	3	7	1	1	1	1	1	16789
		1981	0	0	1	6	0	2	1	8	3	2	3	9	9	19196

1	2	3	4	5	6	7	8	9	10	11	12	13	14	15	16	17
297	Samanayanallur	1971	0	0	0	0	0	1	1	1	0	0	0	1	0	5573
		1981	0	0	0	0	0	2	1	1	0	0	1	1	0	6665
298	Peraiyur	1971	0	1	0	0	0	2	0	2	1	1	1	0	0	6744
		1981	0	5	0	0	0	4	2	2	1	0	1	1	0	7444
299	Harveypatti	1971	0	0	0	2	0	1	0	0	0	1	0	0	1	4494
		1981	0	0	0	0	0	0	1	1	0	2	0	0	0	6377
300	Tirunagar	1971	0	0	0	0	0	1	1	5	0	1	1	0	1	4132
		1981	0	0	0	0	0	4	3	5	0	3	5	1	0	5751
301	Kiranur	1971	0	0	0	0	0	1	1	5	0	0	2	1	0	6256
		1981	1	0	0	0	0	2	1	1	1	2	1	1	0	5396
302	Vilangudi	1971	0	0	0	0	1	0	1	4	0	0	0	0	0	6455
		1981	0	0	0	0	1	0	0	4	0	0	1	1	0	8239
303	Thiagarajar Colony	1971	0	0	0	0	0	0	0	1	0	1	0	0	0	968
		1981	0	0	0	0	0	0	0	1	0	0	0	0	0	977
304	Thathanri	1971	0	0	0	0	0	0	0	1	0	0	0	0	0	3056
		1981	0	0	0	0	0	2	1	1	0	0	0	0	0	787
305	Sivagiripatti	1971	0	0	0	0	0	0	1	1	0	0	0	0	0	2089
		1981	0	0	0	0	0	0	0	2	0	0	1	0	0	3945
306	Melur	1971	3	0	0	31	1	2	5	5	1	1	3	1	4	19884
		1981	1	0	0	40	1	4	4	6	2	1	5	3	4	26292
307	Kodaikanal	1971	2	2	0	45	0	2	2	9	1	1	1	2	6	16473
		1981	2	3	0	40	0	4	4	9	2	1	6	1	9	20446
308	Tiruparangundram	1971	0	1	0	0	0	2	7	6	1	2	1	1	1	19931
		1981	0	0	1	6	1	8	5	6	3	2	4	1	0	25254
309	Vedasandur	1971	0	0	0	0	0	0	0	0	0	0	0	0	0	0
		1981	1	0	0	4	0	3	2	3	1	1	2	2	4	6382

1	2	3	4	5	6	7	8	9	10	11	12	13	14	15	16	17
310	Padmanabhapuram	1971	2	0	0	59	0	3	1	7	0	5	1	0	1	16889
		1981	1	0	0	50	0	4	3	7	1	4	7	0	2	18246
311	Kanniyakumari	1971	0	1	0	4	0	0	1	3	0	4	1	1	5	11211
		1981	0	1	0	5	0	1	2	3	0	1	3	0	2	14087
312	Kuzhittura	1971	5	0	0	115	2	6	4	4	0	3	1	0	1	16198
		1981	1	0	0	75	2	9	5	7	1	2	6	1	0	18427
313	Kolachei	1971	3	1	0	49	0	3	1	8	1	2	1	0	0	18819
		1981	2	0	0	62	0	5	4	7	1	2	2	0	0	23124

Appendix Table-19: Availability of Medical, Educational, Recreational,Banking Facilities and Credit Societies in the Small Towns,1971 and 1981

STATE/ DISTT./TOWN		Census Year	Medical				Educational				Recreational		Banks & Cr Soc			
			Hosp./NH	Disp.	PHC/HC	No.of Beds	College	SS/HSS/ Mt	JS/MD School	Primary School	Cinema	Pbl Lib/ RR	Banks	Ag Cr Soc	Non Ag Cr Soc	Popu-lation
1	2	3	4	5	6	7	8	9	10	11	12	13	14	15	16	17
TRIPURA																
	S.TRIPURA															
1	Sabroom	1971	0	0	0	0	0	0	0	0	0	0	0	0	0	0
		1981	2	2	0	20	0	2	0	4	0	1	1	0	0	3340
2	Amarpur	1971	0	0	0	0	0	0	0	0	0	0	0	0	0	0
		1981	1	3	0	20	0	2	1	3	1	2	2	0	2	7150
3	Belonia	1971	1	0	0	20	1	3	1	5	1	2	2	1	1	11374
		1981	1	5	0	30	1	3	3	4	1	3	3	1	0	12054
4	Udaipur	1971	1	0	0	30	0	3	2	4	1	2	2	3	0	13924
		1981	1	5	0	50	1	5	2	6	1	2	3	2	0	16304
	W.TRIPURA															
5	Sonamuira	1971	0	0	0	0	0	0	0	0	0	0	0	0	0	0
		1981	1	1	0	10	0	2	2	2	1	1	1	3	2	6380
6	Khowli	1971	1	0	0	30	0	3	0	4	1	2	1	1	0	9338
		1981	1	1	0	30	1	6	5	8	1	2	3	1	0	10722
	N.TRIPURA															
7	Kamalpur	1971	0	0	0	0	0	0	0	0	0	0	0	0	0	0
		1981	1	0	0	30	0	2	1	2	0	3	1	0	0	3688
8	Kailasagar	1971	1	0	0	30	1	4	1	6	1	2	2	0	0	10602
		1981	1	1	0	50	1	4	1	6	1	2	3	0	0	12938
9	Dharamnagar	1971	1	0	0	30	0	4	1	7	1	2	2	1	1	16858
		1981	1	1-A	0	60	1	0	2	11	2	2	4	1	1	20806

Appendix Table-20: Availability of Medical,Educational,Recreational,Banking Facilities and Credit Societies in the Small Towns,1971 and 1981

STATE/ DISTT./TOWN		Census Year	Medical				Educational				Recreational		Banks & Cr Soc			
			Hosp./NH	Disp.	PHC/HC	No.of Beds	College	SS/HSS/ Mt	JS/MD School	Primary School	Cinema	Pbl Lib/ RR	Banks	Ag Cr Soc	Non Ag Cr Soc	Popu-lation
1	2	3	4	5	6	7	8	9	10	11	12	13	14	15	16	17
UTTAR PRADESH																
	BULANDSHAHR															
1	SATNA	1971	1	0	0	8	0	2	1	8	1	0	0	0	0	16462
		1981	1	0	1	4	1	3	1	4	2	0	3	2	0	22410
2	Shikarpur	1971	1	0	0	12	0	3	1	5	0	0	1	1	0	16565
		1981	2	1	1	18	0	4	1	5	1	0	3	1	0	21499
3	Khanpur	1971	0	0	0	0	0	0	0	0	0	0	0	0	0	0
		1981	0	0	0	0	0	2	1	1	0	0	1	1	0	8311
4	Anupshahr	1971	2	0	0	40	1	3	2	11	0	2	1	2	2	12253
		1981	3	0	0	42	1	4	1	7	1	2	3	1	4	15193
5	Bilaspur	1971	0	0	0	0	0	0	0	0	0	0	0	0	0	0
		1981	1	0	0	0	0	1	1	2	0	0	1	0	0	4661
6	Kakod	1971	0	0	0	0	0	0	0	0	0	0	0	0	0	0
		1961	0	1	0	4	0	2	1	2	0	0	1	1	0	4299
7	Jewar	1971	0	0	0	0	0	0	0	0	0	0	0	0	0	0
		1981	1	0	1	4	0	5	1	5	0	0	2	1	0	15275
8	Aurangabad	1971	0	0	0	0	0	0	0	0	0	0	0	0	0	0
		1981	1	0	0	2	0	2	1	1	0	0	2	2	0	11622
9	Rabupur	1971	0	0	0	0	0	0	0	0	0	0	0	0	0	0
		1981	1	0	0	4	0	2	1	2	0	0	2	1	0	8999
10	Jahangirpur	1971	0	0	0	0	0	0	0	0	0	0	0	0	0	0
		1981	0	1	0	4	0	1	1	1	0	0	1	0	1	6447

1	2	3	4	5	6	7	8	9	10	11	12	13	14	15	16	17
11	Bhawan-Bahadurnagar	1971	0	0	0	0	0	0	0	0	0	0	0	0	0	0
		1981	1	1	1	10	0	2	0	1	0	0	1	2	0	6779
12	Chhatari	1971	0	0	0	0	0	0	0	0	0	0	0	0	0	0
		1981	0	0	1	0	0	1	1	3	0	0	1	0	0	5862
13	Narsura	1971	0	0	0	0	0	0	0	0	0	0	0	0	0	0
		1981	0	0	1	0	0	1	1	1	0	0	3	0	0	9573
14	Bugrasi	1971	0	0	1	0	0	3	0	2	0	0	0	0	0	7154
		1981	0	0	0	0	0	1	0	1	0	0	1	1	0	8307
15	Dankaur	1971	1	1	0	6	0	1	2	5	0	0	2	0	1	8913
		1981	0	0	2	4	0	4	2	4	0	0	3	3	1	7935
16	Gulaothi	1971	1	0	1	10	1	3	4	11	0	0	1	2	0	17376
		1981	1	0	1	4	0	5	3	10	1	0	5	2	3	24416
17	Pahasu	1971	1	0	0	6	0	1	1	2	0	1	1	1	0	6203
		1981	0	1	2	10	0	3	2	5	0	0	2	1	0	9016
18	Debai	1971	2	0	0	26	1	3	3	13	0	1	2	1	0	17042
		1981	1	1	0	26	1	3	3	13	1	2	3	1	0	22430
	MATHURA															
19	Sahpau	1971	0	0	0	0	0	0	0	0	0	0	0	0	0	0
		1981	0	0	2	0	0	4	2	2	0	0	1	0	0	5515
20	Nandgaon	1971	0	0	0	0	0	0	0	0	0	0	0	0	0	0
		1981	0	0	0	0	0	2	1	2	0	0	1	1	1	6751
21	Baina	1971	0	0	0	0	0	0	0	0	0	0	0	0	0	0
		1981	1	0	0	0	0	2	2	2	0	0	1	0	0	3810
22	Chhata	1971	0	0	0	0	0	0	0	0	0	0	0	0	0	0
		1981	0	0	1	4	0	5	4	2	0	0	3	2	0	13050
23	Farah	1971	0	0	0	0	0	0	0	0	0	0	0	0	0	0
		1981	1	0	1	0	0	2	1	2	0	0	2	1	0	4675

1	2	3	4	5	6	7	8	9	10	11	12	13	14	15	16	17
24	Gokul	1971	0	0	0	0	0	0	0	0	0	0	0	0	0	0
		1981	A-1	0	0	3	0	2	1	2	0	0	0	0	0	2778
25	Sonkh	1971	0	0	0	0	0	0	0	0	0	0	0	0	0	0
		1981	0	0	0	0	0	2	3	2	0	0	1	1	0	5729
26	Barsana	1971	0	0	0	0	0	0	0	0	0	0	0	0	0	0
		1981	0	0	2	4	0	2	2	2	0	0	1	0	0	6309
27	Mahaban	1971	0	0	0	0	0	0	0	0	0	0	0	0	0	0
		1981	A-1	0	0	3	0	1	2	2	0	0	1	0	0	5586
28	Chaumunha	1971	0	0	0	0	0	0	0	0	0	0	0	0	0	0
		1981	1	1	1	4	0	3	2	3	0	0	1	1	0	7585
29	Radhakund	1971	0	0	0	0	0	0	0	0	0	0	0	0	0	0
		1981	0	0	1	0	0	0	3	2	0	0	2	0	0	3825
30	Raya	1971	0	0	0	0	0	0	0	0	0	0	0	0	0	0
		1981	0	0	1	0	0	3	2	2	1	0	3	0	0	11608
31	Govardhan	1971	1	1	0	12	1	2	0	4	0	0	2	1	1	9564
		1981	A-1	0	1	0	0	4	3	3	0	0	2	1	0	11930
32	Mathura	1971	1	1	0	75	0	2	0	2	1	0	0	0	0	8122
	Cantt.	1981	0	1	0	0	0	2	1	4	1	0	2	0	0	12005
33	Balded	1971	0	0	2	4	0	1	8	2	0	0	1	0	0	5562
		1981	0	1	1	4	0	2	2	2	0	0	3	0	0	6256
34	Sadabad	1971	0	0	1	4	0	1	3	4	0	1	3	1	0	8954
		1981	1	0	1	4	0	3	3	6	1	2	4	0	0	12910
35	Kosi Kalan	1971	0	2	0	0	0	3	0	16	1	2	3	3	2	19105
		1981	1	0	0	8	1	6	3	8	0	2	6	2	0	24111
36	Nai Bazar	1971	0	0	0	0	0	0	0	0	0	0	0	0	0	0
		1981	0	1	0	0	0	1	1	2	0	0	1	1	1	4784

1	2	3	4	5	6	7	8	9	10	11	12	13	14	15	16	17
37	Ramnagar	1971	1	1	0	128	0	0	3	9	0	2	1	1	0	17241
		1981	2	1	0	153	0	3	4	10	0	1	2	0	0	23297
38	Khamaria	1971	0	0	0	0	0	0	0	0	0	0	0	0	0	0
		1981	1	0	0	0	0	1	2	4	0	0	2	0	0	11113
39	Gangapur	1971	0	0	0	0	0	0	0	0	0	0	0	0	0	0
		1981	1	1	0	4	1	2	2	4	0	0	0	0	0	4077
40	Phulwaria	1971	0	0	0	0	0	0	0	0	0	0	0	0	0	0
		1981	0	1	0	0	0	0	0	1	0	0	0	0	0	6033
41	Ghosiabazar	1971	0	0	0	0	0	0	0	0	0	0	0	0	0	0
		1981	1,A-1	0	0	0	0	2	1	1	0	0	1	1	0	8688
42	Saiyadraja	1971	0	0	0	0	0	0	0	0	0	0	0	0	0	0
		1981	0	1	0	4	0	2	1	3	0	0	2	0	1	8693
43	Kotwa	1971	0	0	0	0	0	0	0	0	0	0	0	0	0	0
		1981	0	0	0	0	0	0	0	1	0	0	0	0	0	6203
44	Suriyawan	1971	0	0	0	0	0	0	0	0	0	0	0	0	0	0
		1981	1	1	1	4	0	2	2	3	0	0	2	1	0	9082
45	Gopiganj	1971	1	1	1	50	0	3	1	2	0	0	1	1	0	7112
		1981	0	1	1	4	0	3	2	4	1	0	2	2	0	10305
46	Lohta	1971	0	0	0	0	0	0	0	1	0	0	0	0	0	5772
		1981	0	0	0	0	0	0	1	2	0	0	1	0	1	8927
47	Varanasi Cantt.	1971	2	0	0	62	0	1	3	5	0	1	0	0	0	8701
		1981	1	0	0	0	0	3	3	5	0	0	2	0	1	14420
48	Chakia	1971	2	1	1	30	0	2	1	2	0	1	4	1	0	6343
		1981	1	0	1	18	1	2	1	2	0	0	5	2	0	8471
49	Chandauli	1971	2	1	0	12	0	4	1	2	0	1	2	0	0	5286
		1981	1	0	1	21	0	5	1	2	0	0	4	1	1	8882

1	2	3	4	5	6	7	8	9	10	11	12	13	14	15	16	17
50	Gyanpur	1971	2	0	1	52	1	3	1	1	0	3	3	1	1	5224
		1981	1	0	0	45	1	4	1	1	0	1	4	1	0	7020
51	Kashi Vishwa-	1971	1	3	0	641	4	1	0	1	0	1	1	0	0	9412
	vidyalaya	1981	1	3	1	650	1	2	2	3	0	14	3	0	0	11870
52	Mughal Sarai	1971	1	0	0	81	0	2	0	10	1	5	0	0	0	15029
	Rly.Station	1981	1	1	0	0	1	3	3	10	0	4	1	0	1	21161
53	Mughalsarai	1971	1	2	1	12	1	2	3	8	3	0	3	0	0	13583
		1981	2	0	0	22	1	4	4	12	3	0	6	0	0	48063
54	Maruadih	1971	1	0	1	28	0	1	1	4	0	1	1	0	0	11213
		1981	2	0	0	0	0	3	2	8	0	1	0	0	0	20787
	ETAH															
55	Patiyali	1971	0	0	0	0	0	0	0	0	0	0	0	0	0	0
		1981	0	1	1	4	0	3	4	3	0	1	1	1	1	6875
56	Sidhpura	1971	0	0	0	0	0	0	0	0	0	0	0	0	0	0
		1981	0	1	1	4	0	2	1	1	0	0	2	0	0	6276
57	Sehawar	1971	0	0	0	0	0	0	0	0	0	0	0	0	0	0
		1981	1	0	1	4	0	0	3	4	0	0	2	1	0	12682
58	Aliganj	1971	3	0	0	26	0	1	2	3	0	0	2	0	0	10211
		1981	1	0	1	24	0	4	2	6	0	0	2	1	0	13901
59	Bhargain	1971	0	0	0	0	0	0	0	0	0	0	0	0	0	0
		1981	0	1	0	0	0	1	0	5	0	0	0	0	0	10518
60	Mohanpur	1971	0	0	0	0	0	0	0	0	0	0	0	0	0	0
		1981	1	0	1	6	0	1	0	2	0	0	0	1	0	4125
61	Jalihara	1971	0	0	0	0	0	0	0	0	0	0	0	0	0	0
		1981	1	0	1	4	0	6	7	6	0	0	0	0	0	4774
62	Amanpur	1971	0	0	0	0	0	0	0	0	0	0	0	0	0	0
		1981	0	1	1	2	0	2	0	1	0	0	3	1	0	5956

1	2	3	4	5	6	7	8	9	10	11	12	13	14	15	16	17
63	Bilram	1971	0	0	0	0	0	0	0	0	0	0	0	0	0	0
		1981	0	0	0	0	0	0	4	4	0	0	0	0	0	8386
64	Awagarh	1971	0	0	0	0	0	0	0	0	0	0	0	0	0	0
		1981	1	0	1	8	0	2	2	2	0	0	3	7	3	6564
65	Nidhauli-Kalan	1971	0	0	0	0	0	0	0	0	0	0	0	0	0	0
		1981	1	0	1	1	0	2	3	2	0	0	3	0	0	4863
66	Sakit	1971	0	0	0	0	0	0	0	0	0	0	0	0	0	0
		1981	1	0	1	4	0	2	1	2	0	0	2	1	0	3868
67	Raja-ka-Rampur	1971	0	0	0	0	0	0	0	0	0	0	0	0	0	0
		1981	1	1	0	4	0	4	2	5	0	0	3	2	0	7583
68	Marehra	1971	1	0	0	6	0	2	1	5	0	1	2	2	0	11506
		1981	1	1	0	5	0	4	1	5	0	1	2	2	1	12150
69	Soron	1971	0	1	0	4	0	1	1	1	0	1	0	0	0	17153
		1981	1	0	1	4	0	2	4	14	0	0	4	2	2	19443
70	Ganjdundwara	1971	2	0	0	13	1	3	4	11	0	1	2	1	1	17275
		1981	1	1	0	12	1	5	6	11	0	2	3	1	0	22939
71	Jalesar	1971	2	0	0	16	0	1	2	9	0	2	2	1	1	18087
		1981	1	0	1	6	0	6	3	10	0	1	3	0	0	22477
	UTTARKASHI															
72	Bhatwari	1971	0	0	0	0	0	0	0	0	0	0	0	0	0	0
		1981	0	1	2	4	0	1	1	1	0	0	1	0	0	1157
73	Uttarkashi	1971	1	0	0	36	1	2	0	5	0	1	3	0	3	6020
		1981	1	1	0	78	1	5	1	6	2	1	3	0	0	10043
74	Barkot	1971	0	0	0	0	0	0	0	0	0	0	0	0	0	0
		1981	1	1	0	16	0	2	1	2	0	0	2	1	0	2072
75	Ikauna	1971	0	0	0	0	0	0	0	0	0	0	0	0	0	0
		1981	1	0	1	10	0	1	2	5	0	0	2	2	0	7022

1	2	3	4	5	6	7	8	9	10	11	12	13	14	15	16	17
76	Jarwal	1971	0	0	0	0	0	0	0	0	0	0	0	0	0	0
		1981	1	0	1	4	0	1	2	2	0	0	1	0	0	8543
77	Bhinga	1971	2	1	0	22	0	1	2	5	0	0	1	1	0	9819
		1981	2	2	0	18	0	2	3	5	0	0	3	2	3	13307
78	Nanpara	1971	2	0	0	14	0	4	0	0	0	0	2	0	1	18732
		1981	1	3	1	12	0	7	4	9	1	0	3	2	0	27452
	DEORIA															
79	Padrauna	1971	2	0	0	49	1	3	7	12	2	1	5	3	2	19450
		1981	2	0	1	53	1	4	4	6	2	0	6	2	0	27142
80	Salempur	1971	0	0	0	0	0	0	0	0	0	0	0	0	0	0
		1981	1	5	1	8	0	2	3	7	0	0	4	0	0	8637
81	Gauribazar	1971	0	0	0	0	0	0	0	0	0	0	0	0	0	0
		1981	1	0	1	4	0	4	2	4	0	0	3	1	0	4012
82	Majhauliraj	1971	0	0	0	0	0	0	0	0	0	0	0	0	0	0
		1981	0	0	0	0	0	2	2	6	0	0	1	1	0	11083
83	Lar	1971	0	0	0	0	0	0	0	0	0	0	0	0	0	0
		1981	1	0	1	8	1	3	3	7	0	0	3	0	0	17571
84	Kaptangang	1971	0	0	0	0	0	0	0	0	0	0	0	0	0	0
		1981	1	0	1	12	0	2	1	5	0	0	1	1	1	7677
85	Hatia	1971	0	0	0	0	0	0	0	0	0	0	0	0	0	0
		1981	1	0	1	4	0	1	2	5	0	0	4	0	0	6775
86	Kushinagar	1971	0	0	0	0	0	0	0	0	0	0	0	0	0	0
		1981	0	0	1	8	1	2	6	8	1	0	3	0	0	9547
87	Bhatpar Bani	1971	0	0	0	0	0	0	0	0	0	0	0	0	0	0
		1981	1	0	1	4	1	3	1	5	0	0	3	0	0	7095
88	Bhainl Bazar	1971	0	0	0	0	0	0	0	0	0	0	0	0	0	0
		1981	1	0	1	4	0	2	1	3	0	0	3	0	2	9122

1	2	3	4	5	6	7	8	9	10	11	12	13	14	15	16	17
89	Ramkola	1971	0	0	0	0	0	0	0	0	0	0	0	0	0	0
		1981	1	1	1	4	0	2	1	4	0	0	3	3	0	9363
90	Rampur	1971	0	0	0	0	0	0	0	0	0	0	0	0	0	0
	Karkhana	1981	1	0	1	4	0	2	1	4	0	0	1	0	0	6487
91	Rudrapur	1971	0	0	0	0	0	0	0	0	0	0	0	0	0	0
		1981	1	0	1	12	1	4	2	6	1	0	3	0	0	17566
92	Siwarhi	1971	0	0	0	0	0	1	0	3	0	1	2	3	2	7555
		1981	1	1	0	12	0	1	1	6	0	0	4	1	0	12484
93	Gaura Barhaj	1971	1	1	0	8	0	3	4	12	0	2	2	2	0	17943
		1981	1	2	0	8	1	5	1	12	0	1	4	0	0	21689
	GARHWAL															
94	Kalagarh	1971	0	0	0	0	0	0	0	0	0	0	0	0	0	0
		1981	1	0	0	0	0	2	2	2	0	1	1	0	0	10701
95	Rudraprayag	1971	0	0	0	0	0	0	0	0	0	0	0	0	0	0
		1981	0	2	0	12	0	4	2	2	0	0	1	1	0	1331
96	Lansdowne	1971	1	0	0	33	0	3	0	1	1	1	1	0	0	6670
	Cantt.	1981	1	0	0	25	0	3	1	2	1	1	2	0	0	8106
97	Pauri	1971	3	1	0	71	0	3	2	10	0	2	2	0	0	8878
		1981	3	0	0	153	1	7	3	13	0	2	3	2	9	13607
98	Srinagar	1971	3	0	0	37	1	2	0	1	1	2	1	0	0	5566
		1981	1	0	0	106	1	4	2	5	1	1	5	0	0	9171
99	Kotdwara	1971	2	1	0	50	0	2	2	10	1	1	3	1	0	11457
		1981	1	1	0	115	1	4	2	15	2	1	5	0	4	17048
100	Bah Bazar	1971	0	0	0	0	0	1	0	1	0	0	0	0	0	580
		1981	0	0	0	0	0	2	1	1	0	1	0	0	0	529
101	Dogadda	1971	2	0	0	18	0	1	1	2	0	0	1	2	0	1696
		1981	0	0	1	24	0	2	1	2	0	1	1	3	0	2176

1	2	3	4	5	6	7	8	9	10	11	12	13	14	15	16	17
	GHAZIPUR															
102	Saalat	1971	0	0	0	0	0	0	0	0	0	0	0	0	0	0
		1981	2	1	0	4	1	8	5	6	0	1	2	2	0	6734
103	Saidpur	1971	2	1	0	21	0	1	1	1	0	0	3	4	0	10045
		1981	2	1	1	14	0	2	4	8	2	1	5	4	0	12937
104	Gahmar	1971	0	0	0	0	0	0	0	0	0	0	0	0	0	0
		1981	0	1	0	8	0	4	3	5	0	0	1	0	0	16681
105	Zamania	1971	0	0	0	0	0	0	0	0	0	0	0	0	0	0
		1981	1	1	1	26	1	4	1	10	0	1	3	1	0	16426
106	Jangipur	1971	0	0	0	0	0	0	0	0	0	0	0	0	0	0
		1981	1	0	0	0	0	2	1	5	0	0	2	1	0	6249
107	Bahadurganj	1971	0	0	0	0	0	0	0	0	0	0	0	0	0	0
		1981	1	0	0	0	0	2	2	4	0	0	1	1	3	9764
108	Dildarnagar	1971	0	0	0	0	0	0	0	0	0	0	0	0	0	0
		1981	0	1	A-12	7	0	4	5	5	1	0	4	1	0	6735
109	Muhammadabad	1971	1	1	0	16	0	2	2	2	0	0	2	3	1	13320
		1981	1	1	1	8	0	6	4	8	1	0	5	3	1	18031
	HAMIRPUR															
110	Kurara	1971	0	0	0	0	0	0	0	0	0	0	0	0	0	0
		1981	0	0	2	5	0	1	1	2	0	0	1	1	1	6713
111	Gohand	1971	0	0	0	0	0	0	0	0	0	0	0	0	0	0
		1981	0	0	2	5	0	2	2	2	0	0	1	1	1	5519
112	Sarila	1971	0	0	0	0	0	0	0	0	0	0	0	0	0	0
		1981	0	1	1	4	0	1	1	2	0	0	2	1	1	6445
113	Charkhari	1971	2	0	0	30	0	1	4	12	0	1	2	0	0	15776
		1981	2	0	0	35	1	2	1	16	1	0	2	0	0	18331
114	Kulpahar	1971	0	0	0	0	0	0	0	0	0	0	0	0	0	0
		1981	2	1	0	5	0	2	2	5	0	0	1	1	1	11515

1	2	3	4	5	6	7	8	9	10	11	12	13	14	15	16	17
115	Kharela	1971	0	0	0	0	0	0	0	0	0	0	0	0	0	0
		1981	1	0	0	0	0	2	1	5	0	0	1	0	0	11227
116	Kabrai	1971	0	0	0	0	0	0	0	0	0	0	0	0	0	0
		1981	0	0	2	0	0	2	1	4	0	0	1	0	0	9267
117	Sumerpur	1971	0	0	0	0	0	0	0	0	0	0	0	0	0	0
		1981	0	0	1	4	0	2	4	4	0	0	1	0	0	14678
118	Maudaha	1971	2	0	0	0	0	2	0	5	0	0	2	0	0	14629
		1981	0	0	2	9	0	3	1	5	1	1	2	2	0	22036
119	Hamirpur	1971	4	0	0	83	0	4	2	10	0	0	2	2	5	14783
		1981	5	0	2	100	1	8	2	15	1	2	3	1	0	21376
	KHERI															
120	Singahi	1971	0	0	0	0	0	0	0	0	0	0	0	0	0	0
	Bhiraura	1981	0	1	0	4	0	1	1	1	0	0	2	2	0	12663
121	Dhaurehra	1971	0	0	0	0	0	0	0	0	0	0	0	0	0	0
		1981	1	1	2	4	0	2	1	2	0	0	4	1	1	11193
122	Mailani	1971	0	0	0	0	0	0	0	0	0	0	0	0	0	0
		1981	A-1	1	1	12	0	2	1	5	0	0	2	2	7	8527
123	Oel Dhakwa	1971	0	0	0	0	0	0	0	0	0	0	0	0	0	0
		1981	A-1	1	0	12	0	2	3	6	0	0	2	2	1	7473
124	Kheri	1971	1	1	0	12	0	0	2	2	0	0	1	0	0	12006
		1981	3	2	0	10	0	0	3	6	0	0	1	0	1	16290
125	Mohammadi	1971	2	2	0	18	0	2	3	5	0	0	1	1	0	14908
		1981	A-1	1	1	12	0	3	1	4	1	0	4	1	0	21863
126	Paliakalan	1971	0	0	0	0	0	0	0	0	0	0	0	0	0	0
		1981	2	1	2	36	0	3	6	10	1	1	4	2	0	19859
	FATEHPUR															
127	BINDRI	1971	2	0	0	12	0	3	3	15	1	1	3	0	2	17243
		1981	0	2	0	12	0	6	8	16	1	2	5	2	0	24698

1	2	3	4	5	6	7	8	9	10	11	12	13	14	15	16	17
128	Kishanpur	1971	0	0	0	0	0	0	0	0	0	0	0	0	0	0
		1981	0	0	0	0	0	2	2	4	0	0	2	0	0	4434
129	Kora Jahanabad	1971	0	0	0	0	0	0	0	0	0	0	0	0	0	0
		1981	1	1	0	4	0	4	6	7	1	0	4	1	0	14714
130	Bahuwa	1971	0	0	0	0	0	0	0	0	0	0	0	0	0	0
		1981	0	0	1	4	0	2	2	3	0	0	1	1	1	5292
131	Khaga	1971	0	0	0	0	0	0	0	0	0	0	0	0	0	0
		1981	0	2	1	10	0	7	7	3	1	2	4	0	0	7323
	BANDA															
132	Mataundh	1971	0	0	0	0	0	0	0	0	0	0	0	0	0	0
		1981	0	1	1	0	0	2	1	2	0	0	1	0	2	6506
133	Bisanda	1971	0	0	0	0	0	0	0	0	0	0	0	0	0	0
	Buzurz	1981	1	0	1	4	0	2	2	3	0	0	1	1	0	7198
134	Baberu	1971	0	0	0	0	0	0	0	0	0	0	0	0	0	0
		1981	0	0	1	4	0	2	1	6	0	0	2	2	0	9695
135	Pajapur	1971	1	1	0	11	0	2	1	2	0	1	0	0	0	5844
		1981	0	1	0	6	0	2	2	3	0	0	2	1	1	10258
136	Manikpur	1971	0	0	1	5	0	1	2	2	0	0	0	1	1	6512
		1981	0	0	2	4	0	2	1	2	0	0	2	1	0	9867
137	Atarra	1971	2	0	0	14	1	2	5	5	1	0	1	0	0	17231
		1981	2	0	0	18	1	5	4	4	1	0	3	1	2	27023
138	Chitrakutdham	1971	1	1	0	30	0	4	2	12	0	1	2	1	1	17794
		1981	1	1	0	4	0	4	4	5	1	0	1	1	0	27465
139	Naraini	1971	0	0	0	0	0	0	0	0	0	0	0	0	0	0
		1981	0	0	2	6	0	3	1	3	0	0	2	1	0	6547
140	Oran	1971	0	0	0	0	0	0	0	0	0	0	0	0	0	0
		1981	0	0	1	0	0	2	1	2	0	0	0	1	0	4147

1	2	3	4	5	6	7	8	9	10	11	12	13	14	15	16	17
	AGRA															
141	Pinhat	1971	0	0	0	0	0	0	0	0	0	0	0	0	0	0
		1981	0	0	2	11	0	2	4	4	0	0	2	1	0	8620
142	Achenera	1971	2	2	1	11	0	2	2	6	0	3	1	1	1	12202
		1981	0	1	1	10	0	3	3	3	0	0	3	1	2	15242
143	Fatehpursikri	1971	0	1	1	6	0	1	1	11	0	1	1	1	0	13561
		1981	0	0	1	4	0	2	3	11	1	1	4	3	1	17908
144	Dataull	1971	0	0	0	0	0	0	0	0	0	0	0	0	0	0
		1981	0	0	0	0	0	0	0	1	0	0	0	0	0	1258
145	Sukhmalpur	1971	0	0	0	0	0	0	0	0	0	0	0	0	0	0
	nizamzbad	1981	0	0	0	0	0	2	0	1	0	0	1	0	0	4797
146	Kheragarh	1971	0	0	0	0	0	0	0	0	0	0	0	0	0	0
		1981	0	0	1	6	0	2	5	8	0	0	3	1	0	8359
147	Jagner	1971	0	0	0	0	0	0	0	0	0	0	0	0	0	0
		1981	0	0	1	4	0	2	2	2	0	0	2	1	0	7437
148	Tundla.Rly.	1971	1	0	0	50	0	1	0	4	0	2	0	0	0	9144
	Colony	1981	1	0	0	40	0	2	1	3	0	1	0	0	0	11466
149	Tundla	1971	0	1	0	4	0	3	4	9	0	1	1	0	0	9660
		1981	0	0	1	4	0	4	1	6	3	0	6	0	0	15997
150	Bah	1971	1	0	0	6	0	1	2	2	0	1	1	1	1	7273
		1981	0	1	1	10	1	3	3	3	0	1	3	0	0	9656
151	Fatehabad	1971	1	0	1	10	0	1	3	2	0	1	1	2	0	7696
		1981	1	1	1	8	0	2	3	3	0	0	3	0	0	11320
152	Etmadpur	1971	1	0	0	10	0	0	1	4	0	1	2	1	1	8430
		1981	0	0	1	6	0	3	1	2	0	0	4	0	0	11530
153	Shamshabad	1971	1	0	1	7	0	2	2	1	0	1	0	1	2	8783
		1981	0	0	1	4	0	2	3	1	0	2	3	1	0	13664

1	2	3	4	5	6	7	8	9	10	11	12	13	14	15	16	17
154	Swamibagh	1971	0	1	0	0	0	1	0	0	0	6	1	0	0	1330
		1981	0	0	0	0	0	1	1	1	0	0	1	0	0	1433
155	Dayalbagh	1971	1	4	0	45	2	2	0	2	0	6	1	0	2	4301
		1981	1	0	0	45	2	6	2	2	0	0	2	0	1	4070
	SAHARAN PUR															
156	Sarasawan	1971	0	0	0	0	0	0	0	0	0	0	0	0	0	0
		1981	0	1	1	4	2	3	3	6	1	0	3	1	0	7696
157	Nanuta	1971	0	0	0	0	0	0	0	0	0	0	0	0	0	0
		1981	1	0	2	28	0	2	2	6	0	0	3	3	0	9288
158	Rampur Mani-	1971	1	0	0	6	1	1	4	7	0	1	0	1	0	12997
	haran	1981	A-1	1	1	10	1	5	3	11	1	1	2	3	0	16420
159	Roorkee	1971	0	1	0	8	0	1	2	2	1	1	0	0	0	14895
	Cantt.	1981	0	1	0	0	0	0	2	3	0	0	2	3	0	17225
160	Behat	1971	0	0	0	0	0	0	0	0	0	0	0	0	0	0
		1981	0	1	0	6	0	2	2	6	1	1	2	2	0	11076
161	Ambehata	1971	0	0	0	0	0	0	0	0	0	0	0	0	0	0
		1981	1	U-1	0	4	0	3	3	2	0	0	1	1	1	7814
162	Landhaura	1971	0	0	0	0	0	0	0	0	0	0	0	0	0	0
		1981	1	1	0	4	0	0	2	4	0	0	1	1	0	8077
163	Jhabrera	1971	0	0	0	0	0	0	0	0	0	0	0	0	0	0
		1981	0	1	0	0	0	2	1	1	0	0	1	1	0	5453
164	Titron	1971	0	0	0	0	0	0	0	0	0	0	0	0	0	0
		1981	0	1	0	4	0	2	2	4	0	0	1	2	0	6646
165	Chilkana	1971	0	0	0	0	0	0	0	0	0	0	0	0	0	0
	Rampur	1981	1	0	0	4	1	2	2	5	0	0	3	1	0	9936
166	Nakur	1971	0	2	0	4	0	1	2	0	1	0	2	1	0	8370
		1981	1	0	1	4	0	3	5	8	1	0	5	1	0	11629

1	2	3	4	5	6	7	8	9	10	11	12	13	14	15	16	17
167	B.H.E.L	1971	1	3	0	75	0	1	2	4	0	4	1	0	1	12094
	Ranipur	1981	1	8	0	150	0	4	3	4	0	3	2	0	0	30433
168	Manglaur	1971	1	0	0	12	0	1	2	13	0	1	1	2	0	19723
		1981	1	1	0	12	0	4	5	14	0	2	3	2	0	25724
	BARABANKI															
169	DARYABAD	1971	0	0	0	0	0	0	0	0	0	0	0	0	0	0
		1981	0	1	1	4	0	2	2	4	1	0	3	0	0	10262
170	Haidergarh	1971	0	0	0	0	0	0	0	0	0	0	0	0	0	0
		1981	1	0	1	10	0	3	1	3	1	0	4	1	0	6826
171	Tikaitnagar	1971	0	0	0	0	0	0	0	0	0	0	0	0	0	0
		1981	1	1	1	4	0	1	3	1	1	0	3	1	0	5641
172	Dewa	1971	0	0	0	0	0	0	0	0	0	0	0	0	0	0
		1981	1	0	1	4	0	2	1	2	0	0	3	0	1	6805
173	Satrikh	1971	0	0	0	0	0	0	0	0	0	0	0	0	0	0
		1981	1	0	0	0	0	0	1	3	0	0	1	1	0	6992
174	Ramnagar	1971	0	0	0	0	0	0	0	0	0	0	0	0	0	0
		1981	1	0	1	4	1	3	2	4	0	1	2	0	0	7649
175	Siddhaur	1971	0	0	0	0	0	0	0	0	0	0	0	0	0	0
		1981	1	0	1	4	0	0	1	2	0	0	1	1	0	6452
176	Zaidpur	1971	1	1	0	6	0	0	3	5	0	0	1	1	0	13554
		1981	1	1	0	10	0	1	1	5	1	0	2	0	0	17307
177	Fatehpur	1971	2	1	0	8	0	1	3	2	0	2	2	0	0	12601
		1981	2	0	1	10	0	3	4	9	1	0	5	0	0	17044
178	Rudauli	1971	1	1	1	12	0	1	4	9	1	0	1	2	0	18933
		1981	1	1	2	8	0	3	2	12	1	1	4	1	0	23049
179	Rampur	1971	0	0	0	0	0	0	0	2	0	0	0	0	0	5740
	Bhawanipur	1981	0	0	0	0	0	0	1	1	0	0	0	0	0	7689

1	2	3	4	5	6	7	8	9	10	11	12	13	14	15	16	17
180	Banki	1971	0	2	0	0	0	0	0	1	0	1	0	0	0	7777
		1981	0	0	1	0	0	0	0	3	0	0	0	0	0	10322
	ALMORA															
181	Ranikhet	1971	3	1	0	45	0	4	3	3	2	1	3	0	2	13917
	Cantt.	1981	3	1	0	225	1	6	2	7	1	1	4	0	2	18190
182	Dwarahat	1971	0	0	0	0	0	0	0	0	0	0	0	0	0	0
		1981	0	0	1	4	0	4	0	4	0	0	2	0	0	2333
183	Almora	1971	5	0	0	235	1	6	1	15	2	4	5	2	10	19671
		1981	7	0	0	273	1	8	1	12	2	2	8	1	0	20758
184	Bageshawar	1971	2	0	1	18	0	1	2	6	0	2	0	1	12	4314
		1981	1	1	0	11	0	3	2	5	0	1	3	2	0	4368
185	Almora	1971	0	0	0	0	0	0	0	0	0	0	0	0	0	1210
	Cantt.	1981	0	0	0	0	0	0	0	0	0	0	0	0	0	1947
186	Shahgang	1971	2	0	0	22	0	1	2	3	2	1	3	1	1	11458
		1981	1	0	0	48	1	2	1	6	1	0	4	2	0	15012
187	Jafrabad	1971	0	0	0	0	0	0	0	0	0	0	0	0	0	0
		1981	0	0	0	0	0	2	1	2	0	0	1	0	0	5303
188	Kerakat	1971	0	0	0	0	0	1	1	1	0	0	1	0	0	6123
		1981	0	0	1	9	0	1	2	2	1	2	3	0	0	8008
189	Martahu	1971	1	0	0	10	1	3	2	4	0	0	2	0	1	7686
		1981	1	0	1	10	1	2	3	5	0	1	2	2	0	10533
190	Mongra	1971	0	0	1	6	0	2	0	2	0	2	1	1	2	9377
	Badshahpur	1981	0	1	1	12	0	3	1	7	1	0	4	1	0	12268
191	Machhlishahar	1971	0	0	1	12	0	1	1	2	0	0	2	2	0	9181
		1981	2	1	1	8	0	2	2	7	0	1	4	2	2	12614
	LUCKNOW															
192	Nagram	1971	0	0	0	0	0	0	0	0	0	0	0	0	0	0
		1981	0	0	1	12	0	1	2	5	0	0	1	2	2	6603

1	2	3	4	5	6	7	8	9	10	11	12	13	14	15	16	17
193	Mahona	1971	0	0	0	0	0	0	0	0	0	0	0	0	0	0
		1981	0	1	0	0	0	1	1	3	0	0	0	0	0	4542
194	Itaunja	1971	0	0	0	0	0	0	0	0	0	0	0	0	0	0
		1981	0	0	1	4	0	4	2	2	0	0	1	1	0	4286
195	Rakori	1971	0	0	0	0	0	0	0	0	0	0	0	0	0	0
		1981	1	0	1	10	0	2	1	3	0	0	2	1	1	11145
196	Amethi	1971	0	0	0	0	0	0	0	0	0	0	0	0	0	0
		1981	U-1	0	0	0	0	0	1	2	0	0	1	1	1	7688
197	Gosaiganj	1971	0	0	0	0	0	0	0	0	0	0	0	0	0	0
		1981	1,U-1	0	0	10	0	2	2	2	0	0	2	2	2	6616
198	Malihabad	1971	2	0	1	8	0	0	2	7	0	2	1	2	0	9488
		1981	3	0	0	10	0	1	2	4	1	1	2	0	0	11255
	BALLIA															
199	Sikanderpur	1971	0	0	0	0	0	0	0	0	0	0	0	0	0	0
		1981	2	2	0	8	0	1	1	3	0	0	3	0	0	13648
200	Sahatwar	1971	0	0	0	0	0	0	0	0	0	0	0	0	0	0
		1981	1	1	0	4	0	1	1	2	0	0	1	1	1	13630
201	Reoit	1971	1	0	1	4	0	1	2	2	0	0	0	0	0	11617
		1981	0	1	2	4	0	1	2	5	0	0	2	0	0	14384
202	Rasra	1971	2	0	0	14	1	1	3	5	0	2	3	2	1	14042
		1981	1	2	0	16	1	3	5	12	1	2	4	1	8	19109
203	Bilthara	1971	0	0	0	0	0	0	0	0	0	0	0	0	0	0
	Road	1981	0	0	1	0	1	8	2	5	0	0	4	2	0	12906
204	Baragaon	1971	0	0	0	0	0	0	0	0	0	0	0	0	0	0
		1981	0	1	0	0	0	3	1	6	0	0	2	0	0	14885
205	Bansdih	1971	0	0	0	0	0	0	0	0	0	0	0	0	0	0
		1981	0	1	1	8	0	2	3	6	0	0	5	0	0	13703

1	2	3	4	5	6	7	8	9	10	11	12	13	14	15	16	17
206	Maniyar	1971	0	0	0	0	0	0	0	0	0	0	0	0	0	0
		1981	1	0	1	4	0	1	1	4	0	0	2	0	0	12929
	GHAZIABAD															
207	Dadri	1971	1	0	0	4	1	2	2	4	0	0	1	0	0	13061
		1981	0	0	2	8	1	8	6	10	2	1	4	1	0	19723
208	Niwadi	1971	0	0	0	0	0	0	0	0	0	0	0	0	0	0
		1981	0	0	0	0	0	2	2	6	0	0	1	0	0	7078
209	Babugarh	1971	0	0	0	0	0	0	0	0	0	0	0	0	0	0
		1981	0	0	0	0	0	1	2	3	0	0	1	1	0	2389
210	Loni	1971	0	0	0	0	0	0	0	0	0	0	0	0	0	0
		1981	0	0	1	4	0	2	2	2	1	0	1	0	0	10259
211	Begumabad	1971	0	0	0	0	0	0	0	0	0	0	0	0	0	0
	Budhana	1981	0	0	0	0	0	0	2	2	0	0	0	1	0	9422
212	Patala	1971	0	0	0	0	0	0	0	0	0	0	0	0	0	0
		1981	1	0	0	0	1	3	3	6	0	0	1	0	1	7847
213	Faridnagar	1971	0	0	1	4	0	1	2	5	0	1	0	0	0	7541
		1981	0	1	1	4	0	1	2	2	0	0	1	1	0	9116
	FAIZABAD															
214	Jalalpur	1971	0	0	1	8	0	1	1	2	1	2	1	0	16	14422
		1981	1	0	1	12	0	2	4	6	2	2	1	0	0	19326
215	Akberpur	1971	0	0	1	8	1	2	1	3	0	0	2	2	0	12516
		1981	2	0	1	12	1	8	1	2	0	2	4	1	0	19469
216	Gosaingang	1971	0	1	0	4	0	2	2	2	0	0	1	1	0	5827
		1981	1	1	0	4	0	4	2	2	0	0	3	0	0	10066
217	Bikapur	1971	0	0	0	0	0	0	0	0	0	0	0	0	0	0
		1981	0	0	2	16	0	2	1	4	0	0	2	1	1	7466
218	Bhadarsa	1971	0	0	0	0	0	0	0	0	0	0	0	0	0	0
		1981	0	0	0	0	0	0	0	1	0	0	2	1	3	7231

1	2	3	4	5	6	7	8	9	10	11	12	13	14	15	16	17
219	Faizabad	1971	0	1	0	0	0	2	1	4	0	1	0	0	1	6971
	Cantt.	1981	1	1	0	0	0	2	2	3	0	4	1	0	0	10794
220	Kirtinagar	1971	0	0	0	0	0	0	0	0	0	0	0	0	0	0
		1981	0	0	1	4	0	1	1	1	0	0	2	1	0	736
221	Devaprayag	1971	1	0	0	2	0	0	1	1	0	1	0	0	0	1527
		1981	1	1	0	10	1	2	1	2	0	0	1	0	2	1701
222	Narendranagar	1971	1	0	0	36	0	0	1	1	0	1	1	0	1	2390
		1981	1	0	0	36	0	2	1	2	0	1	2	0	0	3596
223	Muni-Ki-Roti	1971	1	0	0	4	0	0	2	2	0	1	1	0	0	1126
		1981	1	0	0	4	0	1	1	3	0	2	2	0	1	2264
224	Tehri	1971	2	0	0	29	1	4	1	4	0	1	2	0	0	5480
		1981	3	0	0	30	1	6	3	4	2	1	6	0	0	12249
	SULTANPUR															
225	Kioripur	1971	0	0	0	0	0	0	0	0	0	0	0	0	0	0
		1981	A-1	1	0	4	0	0	1	2	0	0	2	1	0	4341
226	Amethi	1971	0	0	0	0	0	0	0	0	0	0	0	0	0	0
		1981	1	0	1	12	1	1	3	5	0	0	5	1	0	7132
227	Dostpur	1971	0	0	0	0	0	0	0	0	0	0	0	0	0	0
		1981	1	0	1	10	0	0	2	3	0	0	2	1	1	7120
	LALITPUR															
228	Mahroni	1971	0	0	0	0	0	0	0	0	0	0	0	0	0	0
		1981	1	0	1	4	0	3	1	4	0	1	2	1	2	6775
229	Pali	1971	0	0	0	0	0	0	0	0	0	0	0	0	0	0
		1981	1,A-1	1	0	0	0	2	1	2	0	0	1	0	1	6790
230	Talbehat	1971	1	0	0	6	0	2	1	3	0	1	0	5	0	7518
		1981	1	0	2	8	0	2	0	3	0	0	1	1	0	7681
	DEHRADUN															
231	Clement	1971	1	0	0	10	0	0	0	1	1	0	0	0	0	11898
	Town Cantt.	1981	1	0	0	8	0	1	1	1	1	0	1	0	0	15450

1	2	3	4	5	6	7	8	9	10	11	12	13	14	15	16	17
232	Rishikesh	1971	3	2	0	48	0	2	3	12	1	4	5	0	0	17646
		1981	3	2	0	72	1	7	7	21	3	4	8	0	0	29145
233	Virbhadra	1971	0	0	0	0	0	0	0	0	0	0	0	0	0	0
		1981	1	0	0	9	0	4	2	2	0	0	2	0	2	12607
234	Majra	1971	0	0	0	0	0	0	0	0	0	0	0	0	0	0
		1981	0	1	0	0	0	1	3	5	0	0	3	1	0	4928
235	Raipur	1971	1	1	0	11	0	2	1	2	0	1	0	0	1	5209
		1981	1	1	0	30	0	3	3	10	0	0	2	0	0	13464
236	Virasnagar	1971	0	2	0	4	0	1	2	4	1	1	3	1	2	7066
		1981	1	1	0	119	0	4	2	8	2	0	4	1	0	9001
237	Chakrata	1971	1	0	0	18	0	1	0	2	0	1	2	1	0	6105
	Cantt.	1981	1	0	1	16	0	2	1	2	1	2	2	1	0	5217
238	Mussoorie	1971	5	4	1	137	1	11	2	21	6	4	4	0	0	18038
		1981	6	3	0	92	1	8	8	26	6	2	6	0	0	16323
239	Landour	1971	0	0	0	0	0	1	0	1	0	0	0	0	0	2351
	Cantt.	1981	1	3	0	82	1	6	1	2	1	0	1	0	0	1910
	PITHORAGARH															
240	Lohaghat	1971	0	0	0	0	0	0	0	0	0	0	0	0	0	0
		1981	1	1	1	4	1	2	0	2	0	2	3	1	0	2530
241	Dharchula	1971	0	0	0	0	0	0	0	0	0	0	0	0	0	0
		1981	0	0	1	0	0	2	1	6	1	1	1	0	1	3066
242	Champawat	1971	0	0	0	0	0	0	0	0	0	0	0	0	0	0
		1981	0	0	3	8	0	2	1	2	0	0	3	0	1	1702
243	Didihat	1971	0	0	0	0	0	0	0	0	0	0	0	0	0	0
		1981	2	0	2	8	0	2	1	1	0	0	2	0	0	2044
244	Pithoragarh	1971	6	0	0	272	1	5	1	8	1	3	3	5	1	11942
		1981	6	0	0	162	1	5	5	12	1	1	3	5	1	17657

1	2	3	4	5	6	7	8	9	10	11	12	13	14	15	16	17
	HARDOI															
245	Pali	1971	0	0	0	0	0	0	0	0	0	0	0	0	0	0
		1981	0	1	0	4	0	2	2	3	0	0	2	1	3	8994
246	Sandi	1971	0	1	0	6	0	1	4	6	0	2	0	1	1	11567
		1981	1	0	1	4	0	2	4	8	0	1	2	2	1	15140
247	Bilgram	1971	2	2	0	26	0	1	3	6	0	2	1	1	0	13106
		1981	1	0	1	26	0	2	3	7	0	0	4	0	0	16239
248	Kursat	1971	0	0	0	0	0	0	0	0	0	0	0	0	0	0
		1981	0	0	0	0	0	1	2	3	0	0	0	0	0	4515
249	Gopamau	1971	0	0	0	0	0	0	0	0	0	0	0	0	0	0
		1981	1	1	0	4	0	0	2	2	0	0	2	1	1	8267
250	Kachhauna	1971	0	0	0	0	0	0	0	0	0	0	0	0	0	0
		1981	1	0	1	4	0	1	3	6	0	0	3	1	6	7942
251	Beniganj	1971	0	0	0	0	0	0	0	0	0	0	0	0	0	0
		1981	0	0	0	0	0	2	2	2	0	0	3	0	0	5789
252	Madhoganj	1971	0	1	0	4	0	1	2	2	0	0	1	1	0	5573
		1981	A-1	0	1	4	0	2	1	2	0	0	3	1	0	7643
253	Pihani	1971	2	0	0	40	0	1	3	7	0	0	0	1	1	13511
		1981	1	0	0	12	0	2	2	6	1	0	2	0	0	16375
	RAMPUR															
254	Shahabad	1971	0	0	0	0	0	0	0	0	0	0	0	0	0	0
		1981	0	0	1	7	0	2	0	2	0	0	3	0	0	18313
255	Tanda	1971	1	1	0	7	0	5	2	2	0	1	1	0	0	14628
		1981	U-1	1	0	6	0	1	2	6	1	0	3	2	0	20424
256	Kemri	1971	0	0	0	0	0	0	0	0	0	0	0	0	0	0
		1981	0	1	0	5	0	1	1	2	0	0	1	1	0	13537
257	Saur	1971	0	0	0	0	0	0	0	0	0	0	0	0	0	0
		1981	0	0	1	6	0	2	2	5	3	0	2	1	0	14935

1	2	3	4	5	6	7	8	9	10	11	12	13	14	15	16	17
258	Milak	1971	0	0	0	0	0	0	0	0	0	0	0	0	0	0
		1981	0	1	0	5	0	2	1	7	1	0	3	2	0	14470
259	Maswasi	1971	0	0	0	0	0	0	0	0	0	0	0	0	0	0
		1981	0	0	0	0	0	1	2	3	0	0	0	0	0	87866
	CHAMOLI															
260	Kedarnath	1971	0	0	0	0	0	0	0	0	0	0	0	0	0	0
		1981	1	0	0	0	0	0	0	0	0	0	0	0	0	120
261	Gauchar	1971	0	0	0	0	0	0	0	0	0	0	0	0	0	0
		1981	1	0	0	4	0	3	1	2	0	0	0	0	0	3284
262	Karnaprayag	1971	0	0	0	0	0	0	0	0	0	0	0	0	0	0
		1981	1	0	1	12	1	2	1	7	1	0	2	0	1	3772
263	Nandprayag	1971	0	0	0	0	0	0	0	0	0	0	0	0	0	0
		1981	1	0	0	0	0	2	1	1	0	0	2	1	1	1103
264	Badrinathpuri	1971	1	0	0	10	0	0	1	2	0	0	1	1	0	Uninhabite
		1981	1	1	1	8	0	1	1	2	0	0	2	0	0	2576
265	Joshimath	1971	1	0	0	16	0	1	1	5	0	0	1	1	1	5852
		1981	0	0	1	22	0	2	1	7	2	1	4	0	0	8610
266	Chamoli	1971	3	1	0	112	1	1	1	5	0	0	1	2	3	6354
	Gopeshwar	1981	4	0	0	150	1	3	1	7	0	0	2	2	0	9709
267	Nadigaon	1971	0	0	0	0	0	0	0	0	0	0	0	0	0	0
		1981	0	0	1	4	0	1	2	2	0	0	2	1	0	5283
268	Madhogarh	1971	0	0	0	0	0	0	0	0	0	0	0	0	0	0
		1981	0	0	2	4	0	2	0	2	0	0	3	1	6	6845
269	Kotra	1971	0	0	0	0	0	0	0	0	0	0	0	0	0	0
		1981	1	0	0	0	0	1	1	3	0	0	0	0	0	5952
270	Kadaur	1971	0	0	0	0	0	0	0	0	0	0	0	0	0	0
		1981	0	0	2	6	0	1	2	3	0	2	2	2	1	6468

1	2	3	4	5	6	7	8	9	10	11	12	13	14	15	16	17
271	Umri	1971	0	0	0	0	0	0	0	0	0	0	0	0	0	0
		1981	1	1	0	0	0	1	1	2	0	0	0	1	0	6628
272	Rampura	1971	0	0	0	0	0	0	0	0	0	0	0	0	0	0
		1981	0	0	2	4	0	1	1	2	0	0	2	2	0	7068
273	Jalaun	1971	2	0	0	30	0	2	4	18	0	0	1	0	1	19574
		1981	4	0	0	14	0	4	5	17	1	1	5	1	3	27650
	FARRUKHABAD															
274	Sikanderpur	1971	0	0	0	0	0	0	0	0	0	0	0	0	0	0
		1981	2,A-1	0	0	0	0	2	2	1	0	1	1	2	0	5698
275	Shamshabad	1971	0	0	0	0	0	0	0	0	0	0	0	0	0	0
		1981	2,A	1	1	16	0	3	1	5	0	1	2	0	0	14919
276	Itwariganj	1971	0	0	0	0	0	0	0	0	0	0	0	0	0	0
		1981	1	1	0	14	0	5	9	5	0	0	4	3	0	10038
277	Gursahaiganj	1971	0	0	0	0	0	0	0	0	0	0	0	0	0	0
		1981	1	1	0	12	0	6	4	4	1	1	3	3	0	18250
278	Kampti	1971	0	0	0	0	0	0	0	0	0	0	0	0	0	0
		1981	0	0	1	0	0	2	1	1	0	0	2	1	1	4534
279	Kamalganj	1971	0	0	0	0	0	0	0	0	0	0	0	0	0	0
		1981	1	0	1	4	1	11	4	3	0	0	3	1	1	8788
280	Talgram	1971	0	0	0	0	0	0	0	0	0	0	0	0	0	0
		1981	0	0	2	4	0	2	4	2	0	1	2	2	0	7042
281	Fatehgarh	1971	1	2	0	74	0	1	1	2	0	2	0	0	0	8067
		1981	8	1	0	75	0	0	1	2	0	1	1	1	0	15003
282	Chhibramau	1971	2	0	0	32	1	3	2	5	0	1	2	1	2	15726
		1981	1	0	1	10	1	16	10	14	2	1	7	4	1	23263
283	Rasimganj	1971	2	0	0	18	0	0	4	10	0	3	3	4	0	15154
		1981	2	0	1	18	2	5	10	13	2	2	6	3	0	20528

1	2	3	4	5	6	7	8	9	10	11	12	13	14	15	16	17
	GONDA															
284	Pachperwa	1971	0	0	0	0	0	0	0	0	0	0	0	0	0	0
		1981	1	0	1	4	0	4	2	2	0	0	2	1	1	9335
285	Utraula	1971	1	0	0	12	0	1	3	1	0	0	2	1	1	12637
		1981	3	1	1	41	0	7	5	8	0	0	4	1	0	17597
286	Colonelganj	1971	1	0	0	6	0	2	3	8	0	1	1	3	1	11743
		1981	1	0	2	8	0	5	4	6	0	0	4	3	0	14984
287	Katra	1971	0	0	0	0	0	0	0	0	0	0	0	0	0	0
		1981	1	0	1	69	0	2	1	2	0	0	2	1	0	3630
288	Intai	1971	0	0	0	0	0	0	0	0	0	0	0	0	0	0
	Rampur	1981	0	0	0	0	0	0	1	5	0	0	0	0	0	11283
289	Mankapur	1971	0	0	0	0	0	0	0	0	0	0	0	0	0	0
		1981	1	1	1	18	0	2	1	4	0	0	3	1	0	4467
290	Kharagpur	1971	0	0	0	0	0	0	0	0	0	0	0	0	0	0
		1981	1	1	0	4	0	0	1	2	0	0	1	1	0	5712
291	Nawabganj	1971	1	0	0	14	0	3	0	6	0	0	2	2	2	7284
		1981	1-A,1-H	0	1	14	0	4	0	5	0	0	4	1	0	11132
292	Tulsipur	1971	2	0	0	15	0	2	2	3	0	1	1	3	1	9599
		1981	0	1	1	16	0	2	2	3	0	1	2	1	1	12479
	MIRZAPUR															
293	Renukoot	1971	0	3	0	26	0	1	0	3	0	0	1	0	0	10566
		1981	1	1	1	0	0	4	3	3	1	1	2	0	0	22151
294	Ahraura	1971	1	0	0	7	0	1	2	3	0	0	1	1	1	11453
		1981	1	1	0	10	0	3	3	3	1	0	2	3	0	14345
295	Ghorawal	1971	0	0	0	0	0	0	0	0	0	0	0	0	0	0
		1981	0	0	1	4	0	1	2	4	0	0	1	1	0	3159
296	Obra	1971	1	0	0	22	0	1	0	1	0	0	2	0	0	11505
		1981	1	0	0	23	1	2	2	3	2	1	3	0	0	22215

1	2	3	4	5	6	7	8	9	10	11	12	13	14	15	16	17
297	Kachhwa	1971	1	1	0	30	0	1	3	8	0	0	1	2	0	7110
		1981	2	0	1	118	0	2	3	2	1	0	3	3	0	9476
298	Pipri	1971	1	1	0	16	0	1	0	2	0	0	0	0	0	5700
		1981	0	0	0	0	0	2	2	2	0	0	1	0	0	9305
299	Churkghurma	1971	1	4	0	28	0	2	0	2	0	0	0	0	0	7429
		1981	1	1	0	14	0	4	2	3	0	0	2	0	0	7852
300	Dudhi	1971	1	0	1	20	0	1	2	3	0	1	1	1	0	5084
		1981	1	0	1	14	1	2	3	2	0	0	1	0	1	7231
301	Robertsganj	1971	1	0	0	8	0	1	2	6	1	0	4	0	0	7093
		1981	0	0	1	8	0	3	3	6	1	1	6	0	0	16132
302	Chunar	1971	3	0	0	40	0	1	1	4	0	0	4	2	0	10240
		1981	1	1	1	38	0	4	6	8	0	1	4	2	0	21307
303	Chopan	1971	0	1	2	8	0	1	0	2	0	0	0	0	0	1954
		1981	0	1	1	4	0	1	1	3	0	0	2	0	0	6705
	JHANSI															
304	Samthar	1971	5	5	2	16	0	1	2	6	0	1	0	1	1	11708
		1981	0	2	0	13	0	1	4	5	0	1	1	3	0	14872
305	Babina Cantt.	1971	1	1	0	16	0	1	2	5	2	0	1	4	1	13272
		1981	0	0	1	4	0	3	4	5	2	0	3	1	0	15912
306	Kathera	1971	0	0	0	0	0	0	0	0	0	0	0	0	0	0
		1981	1	0	0	0	0	1	0	2	0	0	0	1	0	4826
307	Baruasagar	1971	0	0	0	0	0	0	0	0	0	0	0	0	0	0
		1981	0	1	0	4	0	2	0	7	0	0	1	1	2	14651
308	Moth	1971	0	0	0	0	0	0	0	0	0	0	0	0	0	0
		1981	0	0	1	6	0	2	0	0	0	0	4	1	1	8900
309	Irich	1971	0	0	0	0	0	0	0	0	0	0	0	0	0	0
		1981	0	1	0	4	0	1	1	3	0	0	1	1	0	5898

1	2	3	4	5	6	7	8	9	10	11	12	13	14	15	16	17
310	Tondi Fatehpur	1971	0	0	0	0	0	0	0	0	0	0	0	0	0	0
		1981	0	1	0	0	0	0	1	5	0	0	0	0	0	8168
311	Baragaon	1971	0	0	0	0	0	0	0	0	0	0	0	0	0	0
		1981	1	0	0	0	0	2	3	2	0	0	1	4	0	5130
312	Gursarai	1971	1	0	1	6	0	1	1	3	0	0	0	1	0	9351
		1981	0	0	1	12	0	1	1	5	1	0	1	1	0	12337
313	Ranipur	1971	0	0	0	0	0	0	1	11	0	0	0	2	0	7769
		1981	1	0	0	0	0	1	2	4	0	0	1	1	5	11731
314	Hansarigird	1971	0	3	0	0	0	0	2	2	0	0	0	2	0	4416
		1981	0	0	0	0	0	0	1	2	0	0	0	2	0	7504
315	Jhansi	1971	2	2	0	68	0	10	24	34	1	2	0	0	0	14903
	Cantt.	1981	1	0	0	16	1	4	3	5	2	0	3	0	0	16986
316	Jhansi Rly.	1971	1	1	1	149	0	0	0	4	0	2	0	0	0	9940
	settlement	1981	2	0	0	145	0	0	1	5	0	3	2	0	1	13479
317	Chirgaon	1971	2	6	1	8	0	1	1	1	0	1	0	1	1	9012
		1981	0	0	1	8	0	3	1	5	0	1	2	1	0	11034
	PRATAPGARH															
318	Patti	1971	0	0	0	0	0	0	0	0	0	0	0	0	0	0
		1981	1	1	1	12	1	1	1	1	0	0	4	0	0	5457
319	Kunda	1971	0	0	0	0	0	0	0	0	0	0	0	0	0	0
		1981	1	0	1	14	1	4	2	2	0	0	3	2	2	11626
320	Katra Medniganj	1971	0	0	0	0	0	0	0	0	0	0	0	0	0	0
		1981	0	1	0	0	0	0	0	3	0	0	1	0	0	4067
321	Antu	1971	0	0	0	0	0	0	0	0	0	0	0	0	0	0
		1981	1	0	0	0	0	0	1	3	0	0	2	0	0	4487
322	Manikpur	1971	0	0	0	0	0	0	0	0	0	0	0	0	0	0
		1981	0	1-A	0	0	0	1	1	4	0	0	1	1	1	8773

1	2	3	4	5	6	7	8	9	10	11	12	13	14	15	16	17
323	Pratapgarh	1971	0	0	0	0	0	0	0	0	0	0	0	0	0	0
		1981	1	0	0	0	1	1	0	3	0	0	5	0	0	6568
	BASTI															
324	Shohratgarh	1971	0	0	0	0	0	0	0	0	0	0	0	0	0	0
		1981	1	0	0	34	1	3	2	4	0	0	1	1	0	5756
325	Khaltabad	1971	2	2	0	28	1	3	3	7	0	0	3	2	2	13539
		1981	1	0	1	16	1	7	5	15	1	1	5	3	8	19399
326	Bansi	1971	4	0	0	57	1	2	2	2	0	0	0	1	1	12125
		1981	1	0	1	21	1	3	1	4	0	0	4	1	1	15573
327	Tetri Bazar	1971	0	0	0	0	0	0	0	0	0	0	0	0	0	0
		1981	2	0	1	10	1	4	1	3	0	1	4	1	0	12767
328	Mehdawal	1971	0	0	0	0	0	0	0	0	0	0	0	0	0	0
		1981	1	0	3	14	0	4	2	2	0	0	3	1	0	18839
329	Maghar	1971	0	0	0	0	0	0	0	0	0	0	0	0	0	0
		1981	0	0	0	0	0	2	2	3	0	0	1	1	0	10489
330	Ledwa Mahuwa	1971	0	0	0	0	0	0	0	0	0	0	0	0	0	0
		1981	0	1	0	4	0	2	1	3	0	0	0	0	0	6813
331	Barhni Bazar	1971	0	0	0	0	0	0	0	0	0	0	0	0	0	0
		1981	0	0	1	4	0	2	1	4	0	0	1	0	1	6668
332	Hariharpur	1971	0	0	0	0	0	0	0	0	0	0	0	0	0	0
		1981	1	0	0	0	0	2	3	3	0	0	1	1	1	6136
	SHAHJAHANPUR															
333	Katra	1971	0	0	0	0	0	0	0	0	0	0	0	0	0	0
		1981	1	1	0	4	0	4	6	4	0	0	5	2	0	14204
334	Allahaganj	1971	0	0	0	0	0	0	0	0	0	0	0	0	0	0
		1981	1	1	0	0	0	2	2	2	0	0	1	1	0	5628
335	Kant	1971	0	0	0	0	0	0	0	0	0	0	0	0	0	0
		1981	0	1	2	4	0	1	3	5	0	0	2	1	0	9861

1	2	3	4	5	6	7	8	9	10	11	12	13	14	15	16	17
336	Khudaganj	1971	0	0	0	0	0	0	0	0	0	0	0	0	0	0
		1981	0	0	1	4	0	4	3	4	0	0	1	0	0	7975
337	Khutar	1971	0	0	0	0	0	0	0	0	0	0	0	0	0	0
		1981	0	0	2	4	0	1	2	2	0	0	2	0	0	7823
338	Powayan	1971	1	0	0	8	0	3	2	4	0	1	2	0	0	8933
		1981	0	1	2	15	0	3	2	3	1	0	4	0	0	12890
339	Railway	1971	1	1	0	8	0	2	2	5	0	1	0	0	0	5086
	Settlement	1981	1	1	0	2	0	2	4	8	0	1	0	0	0	6027
340	Jalalabad	1971	1	0	0	8	0	3	2	4	0	0	2	0	0	11101
		1981	0	1	1	16	0	4	5	4	0	0	5	2	0	16234
341	Shahjahanpur	1971	3	0	0	86	0	1	0	1	0	0	0	0	1	8461
	Cantt.	1981	2	2	0	0	0	3	4	5	0	0	5	0	2	17161
	AZAMPUR															
342	Phulpur	1971	0	0	0	0	0	0	0	0	0	0	0	0	0	0
		1981	0	0	1	4	0	0	2	2	1	0	3	0	0	5136
343	Ghosi	1971	0	0	0	0	0	0	0	0	0	0	0	0	0	0
		1981	1	0	1	4	1	2	3	3	0	0	4	3	16	19635
344	Amilo	1971	0	0	0	0	0	0	0	0	0	0	0	0	0	0
		1981	0	0	0	0	0	1	0	2	0	0	0	0	0	12088
345	Maharajganj	1971	0	0	0	0	0	0	0	0	0	0	0	0	0	0
		1981	1	0	1	4	0	2	1	1	0	0	1	0	0	3723
346	Amila	1971	0	0	0	0	0	0	0	0	0	0	0	0	0	0
		1981	A-1	1	0	6	0	2	2	5	0	0	1	1	2	3715
347	Adari	1971	0	0	0	0	0	0	0	0	0	0	0	0	0	0
		1981	1	0	1	0	0	2	1	1	0	0	1	1	0	6800
348	Katghar	1971	0	0	0	0	0	0	0	0	0	0	0	0	0	0
		1981	0	0	1	0	1	4	1	1	0	0	3	1	0	6736

1	2	3	4	5	6	7	8	9	10	11	12	13	14	15	16	17
349	Bilariaganj	1971	0	0	0	0	0	0	0	0	0	0	0	0	0	0
		1981	0	0	1	4	0	1	1	1	0	0	1	1	0	5459
350	Mehnagar	1971	0	0	0	0	0	0	0	0	0	0	0	0	0	0
		1981	0	0	2	0	0	2	2	1	0	0	1	1	0	6856
351	Jianpur	1971	0	0	0	0	0	0	0	0	0	0	0	0	0	0
		1981	0	0	0	0	0	2	2	2	0	0	3	1	1	5246
352	Khairabad	1971	0	0	0	0	0	0	0	0	0	0	0	0	0	0
		1981	0	0	0	0	0	0	0	1	0	0	0	0	0	6368
353	Azmatgarh	1971	0	0	0	0	0	0	0	0	0	0	0	0	0	0
		1981	2	0	0	10	0	2	0	2	0	0	1	1	0	6012
354	Dohrighat	1971	0	0	0	0	0	0	0	0	0	0	0	0	0	0
		1981	0	0	1	4	0	2	1	3	0	0	1	0	9	6263
355	Atraulia	1971	0	0	0	0	0	0	0	0	0	0	0	0	0	0
		1981	1	0	1	0	0	2	3	2	1	0	2	1	0	5584
356	Saraimir	1971	0	0	0	0	0	0	0	0	0	0	0	0	0	0
		1981	0	0	0	0	0	0	1	1	0	0	1	0	0	7670
357	Nizamabad	1971	0	0	0	0	0	0	0	0	0	0	0	0	0	0
		1981	0	0	0	0	0	2	4	5	0	0	2	3	0	6459
358	Muhammadabad	1971	1	0	0	3	0	1	2	2	0	0	3	1	1	8322
		1981	0	1	1	10	1	4	4	7	0	2	4	1	4	10666
359	Kopaganj	1971	1	0	0	8	0	1	1	3	0	0	1	2	2	14271
		1981	1	0	1	4	0	2	2	1	0	1	2	1	0	19075
	ALLAHABAD															
360	Shankergarh	1971	0	0	0	0	0	0	0	0	0	0	0	0	0	0
		1981	0	1	2	10	1	2	1	2	0	0	2	1	1	6882
361	Nindura	1971	0	0	0	0	0	0	0	0	0	0	0	0	0	0
		1981	1	0	1	0	0	0	1	3	0	0	2	0	0	13114

1	2	3	4	5	6	7	8	9	10	11	12	13	14	15	16	17
362	Sirathu	1971	0	0	0	0	0	0	0	0	0	0	0	0	0	0
		1981	0	0	1	4	0	2	2	1	0	0	3	0	0	6149
363	Chail	1971	0	0	0	0	0	0	0	0	0	0	0	0	0	0
		1981	1	0	2	4	0	2	1	1	0	0	1	1	0	4664
364	Jhusi	1971	0	0	0	0	0	0	0	0	0	0	0	0	0	0
		1981	1	1	0	4	0	2	2	1	0	0	2	1	0	4567
365	Ajhuwa	1971	0	0	0	0	0	0	0	0	0	0	0	0	0	0
		1981	1	0	1	0	0	3	1	2	0	0	2	0	0	8470
366	Karari	1971	0	0	0	0	0	0	0	0	0	0	0	0	0	0
		1981	1	0	0	24	0	2	1	2	0	0	0	1	0	7128
367	Handia	1971	0	0	0	0	0	0	0	0	0	0	0	0	0	0
		1981	1	0	2	4	1	2	2	3	0	0	2	1	0	87399
368	Manjhanpur	1971	0	0	0	0	0	0	0	0	0	0	0	0	0	0
		1981	0	5	1	0	0	0	2	3	0	0	3	1	1	6567
369	Bharwari	1971	0	0	0	0	0	0	0	0	0	0	0	0	0	0
		1981	1	1	0	100	1	4	1	1	1	0	2	2	1	9571
370	Saraiaqti	1971	0	0	0	0	0	0	0	0	0	0	0	0	0	0
		1981	0	1	1	4	1	4	2	3	0	0	2	2	0	9435
371	Maustma	1971	0	0	0	0	0	1	2	1	0	0	0	0	0	7937
		1981	1	1	1	10	0	2	2	1	0	0	1	0	0	10053
372	Phulpur	1971	1	0	1	4	0	3	1	3	0	1	2	0	0	8572
		1981	0	1	2	10	0	3	3	1	0	0	5	0	0	11793
373	Sirsa	1971	0	1	0	4	0	3	1	3	0	1	0	1	0	6112
		1981	1	2	0	10	1	3	1	4	1	0	2	1	0	7343
374	Bharatganj	1971	1	0	1	13	1	2	2	2	0	0	0	1	0	6446
		1981	1	1	0	6	0	1	0	1	1	0	2	0	0	9043

1	2	3	4	5	6	7	8	9	10	11	12	13	14	15	16	17
	GORAKHPUR															
375	Pipiganj	1971	0	0	0	0	0	0	0	0	0	0	0	0	0	0
		1981	A-1	1	0	0	1	2	2	1	0	0	1	2	0	6160
376	Nichlaul	1971	0	0	0	0	0	0	0	0	0	0	0	0	0	0
		1981	1	0	1	10	0	2	1	4	1	0	3	0	0	8382
377	Nautanwa	1971	0	0	0	0	0	0	0	0	0	0	0	0	0	0
		1981	1	2	0	16	0	4	0	4	2	0	2	1	1	16484
378	Siswabazar	1971	0	0	0	0	0	0	0	0	0	0	0	0	0	0
		1981	2	2	1	27	0	2	2	4	2	1	3	2	1	13347
379	Pipraich	1971	0	0	0	0	0	0	0	0	0	0	0	0	0	0
		1981	1	1	1	4	0	2	1	2	0	0	3	1	0	10019
380	Anandnagar	1971	0	0	0	0	0	0	0	0	0	0	0	0	0	0
		1981	1	1	0	0	1	2	1	1	0	0	2	[illegible]	0	5951
381	Mundera	1971	0	0	0	0	0	0	0	0	0	0	0	0	0	0
	Bazar	1981	1	0	0	0	0	0	1	4	0	0	2	2	1	8044
382	Gorakhpur	1971	0	0	0	0	0	0	0	0	0	0	0	0	0	0
	Fertilizer	1981	1	0	0	100	0	2	1	1	0	1	1	0	0	5917
383	Gola	1971	0	0	0	0	0	0	0	0	0	0	0	0	0	0
		1981	0	0	1	0	0	0	2	5	0	0	2	1	0	7329
384	Barhaiganj	1971	1	0	1	13	1	2	2	2	0	0	1	3	2	9247
		1981	0	1	0	12	1	1	3	2	2	0	3	1	0	12808
	ALIGARH															
385	Qasimpur	1971	0	0	0	0	0	0	0	0	0	0	0	0	0	0
	Power House	1981	1	0	0	10	0	2	1	2	0	0	1	0	0	13871
386	Purdilnagar	1971	0	0	0	0	0	0	0	0	0	0	0	0	0	0
		1981	0	0	0	0	0	3	2	5	0	0	1	2	0	8290
387	Sikandra Rao	1971	2	0	0	16	0	3	3	14	1	2	2	1	1	17253
		1981	1	0	2	8	0	6	5	18	1	1	4	0	0	21659

1	2	3	4	5	6	7	8	9	10	11	12	13	14	15	16	17
388	Khair	1971	0	0	0	0	0	0	0	0	0	0	0	0	0	0
		1981	1	0	1	14	0	5	4	7	0	1	4	0	0	21659
389	Beswan	1971	0	0	0	0	0	0	0	0	0	0	0	0	0	0
		1981	0	1	2	4	0	2	2	3	0	0	1	0	0	4056
390	Hasayan	1971	0	0	0	0	0	0	0	0	0	0	0	0	0	0
		1981	0	0	2	4	0	2	2	2	0	0	1	0	0	3625
391	Vijaygarh	1971	0	0	0	0	0	0	0	0	0	0	0	0	0	0
		1981	1	1	0	4	0	1	1	5	0	0	1	3	0	3898
392	Jalali	1971	0	0	0	0	0	0	0	0	0	0	0	0	0	0
		1981	0	0	5	4	0	2	2	4	0	0	1	2	0	13841
393	Pilkhana	1971	0	0	0	0	0	0	0	0	0	0	0	0	0	0
		1981	0	0	0	0	0	0	1	2	0	0	0	0	0	5877
394	Kauriyaganj	1971	0	0	0	0	0	0	0	0	0	0	0	0	0	0
		1981	0	1	0	4	0	1	2	3	0	0	2	0	0	6636
395	Hardua	1971	0	0	0	0	0	0	0	0	0	0	0	0	0	0
		1981	0	0	2	4	0	2	2	2	0	0	2	3	0	7504
396	Iglas	1971	0	0	0	0	0	0	0	0	0	0	0	0	0	0
		1981	0	0	2	4	0	2	3	3	0	0	3	1	0	5235
397	Jatari	1971	0	0	0	0	0	0	0	0	0	0	0	0	0	0
		1981	0	1	0	4	0	2	2	3	0	0	2	4	0	8243
398	Mendu	1971	0	0	0	0	0	0	0	0	0	0	0	0	0	0
		1981	1	0	0	4	0	2	2	2	0	0	0	0	0	7195
399	Chharra Rafatpur	1971	0	0	0	0	0	0	0	0	0	0	0	0	0	0
		1981	0	0	2	4	0	4	2	2	0	0	2	1	0	8883
400	Mursan	1971	1	0	1	10	0	2	1	3	0	0	1	2	0	5262
		1981	1	1	1	4	0	2	2	2	0	0	1	0	2	7507

401	Sasni	1971	1	0	0	4	0	2	1	4	0	0	1	2	0	6873
		1981	1	1	1	4	0	3	4	4	0	0	1	2	0	9187
	NAINITAL															
402	Ramnagar	1971	4	0	0	24	0	2	2	6	0	0	4	12	11	17495
		1981	3	1	0	24	1	3	3	9	2	3	5	2	1	26013
403	Bazpur	1971	0	0	0	0	0	0	0	0	0	0	0	0	0	0
		1981	1	1	0	24	0	3	1	5	0	0	5	3	1	11366
404	Bhimtal	1971	0	0	0	0	0	0	0	0	0	0	0	0	0	0
		1981	1	0	1	8	0	1	2	2	0	0	1	1	1	2871
405	Kichha	1971	0	0	0	0	0	0	0	0	0	0	0	0	0	0
		1981	1	0	1	8	0	2	1	7	2	0	4	3	3	13606
406	Lalkuan	1971	0	0	0	0	0	0	0	0	0	0	0	0	0	0
		1981	0	2	0	1	0	0	1	2	0	0	2	0	1	3155
407	Kaladhungi	1971	0	0	0	0	0	0	0	0	0	0	0	0	0	0
		1981	4	0	1	4	0	2	0	1	0	0	2	1	1	3112
408	Sultanpur	1971	0	0	0	0	0	0	0	0	0	0	0	0	0	0
		1981	0	0	1	0	0	2	1	3	0	0	1	1	2	4769
409	Sitarganj	1971	0	0	0	0	0	0	0	0	0	0	0	0	0	0
		1981	0	1	0	4	0	3	1	8	1	0	3	3	3	9697
410	Gadarpur	1971	0	0	0	0	0	0	0	0	0	0	0	0	0	0
		1981	1	1	0	6	0	3	2	4	2	1	3	1	2	6315
411	Rhaiima	1971	0	0	0	0	0	0	0	0	0	0	0	0	0	0
		1981	0	0	1	4	0	2	2	3	1	0	3	4	0	8443
412	Tanakpur	1971	2	0	0	18	0	1	1	3	1	0	2	1	1	6003
		1981	3	0	0	18	1	2	0	5	1	0	2	2	0	8818
413	Nainital Cantt.	1971	0	0	0	0	0	0	0	1	0	0	0	0	0	0
		1981	1	0	0	0	0	1	1	1	0	0	0	0	0	1258

1	2	3	4	5	6	7	8	9	10	11	12	13	14	15	16	17
414	Bhowali	1971	0	1	1	359	0	1	1	2	0	0	2	0	0	2193
		1981	1	1	0	382	0	2	1	1	0	0	2	1	0	3212
415	Jaspur	1971	1	1	0	8	0	1	3	4	0	0	1	1	1	13186
		1981	1	0	1	30	0	3	4	3	1	0	2	0	0	21242
	MAINPURI															
416	Kusmara	1971	0	0	0	0	0	0	0	0	0	0	0	0	0	0
		1981	0	1	1	4	0	3	3	1	0	0	1	1	0	5811
417	Pharha	1971	0	0	0	0	0	0	0	0	0	0	0	0	0	0
		1981	0	1	0	4	0	2	1	2	0	0	1	0	0	3026
418	Kishni	1971	0	0	0	0	0	0	0	0	0	0	0	0	0	0
		1981	0	0	1	4	0	0	3	3	0	0	1	2	0	4717
419	Bhongaon	1971	2	0	0	8	1	3	3	3	0	2	1	1	0	9992
		1981	0	2	0	14	1	7	5	3	0	1	1	2	0	14557
420	Bewar	1971	2	0	0	6	0	3	2	3	0	0	1	3	0	7182
		1981	0	2	0	12	0	9	9	5	0	1	3	3	0	10926
421	Karhal	1971	1	0	0	4	0	2	2	2	0	0	0	1	0	9488
		1981	0	0	1	4	0	4	2	5	0	0	1	3	1	12638
422	Kuraoli	1971	0	1	0	3	1	2	2	1	0	0	0	0	0	9497
		1981	0	0	1	4	0	4	4	4	0	0	3	1	0	12591
423	Sirsaganj	1971	1	0	0	4	0	3	1	5	0	5	1	1	0	10572
		1981	1	2	0	10	0	7	4	6	1	1	2	1	0	14993
424	Jasrana	1971	0	0	0	0	0	0	0	0	0	0	0	0	0	0
		1981	0	0	1	4	0	2	3	7	0	0	2	1	0	5968
	MUZAFFARNAGAR															
425	Charthawal	1971	0	0	0	0	0	0	0	0	0	0	0	0	0	0
		1981	1	0	1	6	0	4	2	2	0	0	2	0	1	15420
426	Budhana	1971	0	0	0	0	0	0	0	0	0	0	0	0	0	0
		1981	1	0	1	2	0	2	1	2	1	0	3	2	0	17532

1	2	3	4	5	6	7	8	9	10	11	12	13	14	15	16	17
427	Bhakarhedi	1971	0	0	0	0	0	0	0	0	0	0	0	0	0	0
		1981	0	1	0	2	0	2	1	5	0	0	1	1	0	12148
428	Un	1971	0	0	0	0	0	0	0	0	0	0	0	0	0	0
		1981	1	0	1	4	0	2	2	1	0	0	2	1	0	11302
429	Thanabhawan	1971	0	0	0	0	0	0	0	0	0	0	0	0	0	0
		1981	0	0	2	6	0	4	2	3	0	0	2	1	0	18711
430	Jalalabad	1971	0	0	0	0	0	0	0	0	0	0	0	0	0	0
		1981	0	1	1	4	0	2	2	4	0	0	1	1	0	14929
431	Jhinjhana	1971	0	0	0	0	0	0	0	0	0	0	0	0	0	0
		1981	0	1	0	0	0	3	4	5	0	0	1	1	0	10123
432	Garhipukta	1971	0	0	0	0	0	0	0	0	0	0	0	0	0	0
		1981	0	0	0	0	0	1	1	1	0	0	1	1	0	7279
433	Purqazi	1971	0	0	0	0	0	0	0	0	0	0	0	0	0	0
		1981	1	0	1	6	0	0	3	3	1	0	2	1	0	13412
434	Miranpur	1971	0	0	0	0	0	2	1	3	0	0	1	2	0	12962
		1981	0	0	2	4	0	2	1	3	1	0	2	2	0	17019
435	Jansath	1971	2	0	0	14	0	2	1	3	0	0	3	2	0	8202
		1981	1	0	1	13	0	3	1	2	1	0	5	2	0	10460
	PILIBHIT															
436	Neoriahushinpur	1971	0	0	0	0	0	0	0	0	0	0	0	0	0	0
		1981	1	0	0	0	0	0	1	1	0	0	1	1	0	12725
437	Puranpur	1971	1	1	0	20	0	1	2	6	1	1	2	3	1	14646
		1981	1	0	3	14	0	4	3	5	1	0	5	2	0	22667
438	Gularia	1971	0	0	0	0	0	0	0	0	0	0	0	0	0	0
		1981	0	0	0	0	0	0	1	1	0	0	0	0	0	4130
439	Bilsanda	1971	0	0	0	0	0	0	0	0	0	0	0	0	0	0
		1981	0	0	1	10	0	1	0	1	0	0	2	2	0	7137

1	2	3	4	5	6	7	8	9	10	11	12	13	14	15	16	17
440	Bisalpur	1971	2	0	1	16	0	4	4	14	0	0	2	1	3	19891
		1981	1	0	1	19	1	2	4	17	1	1	4	3	2	26385
441	I.I.T.Kanpur	1971	0	0	1	30	0	1	0	1	0	0	1	0	0	5938
		1981	0	0	1	1	0	2	0	3	0	6	1	0	0	7512
	KANPUR															
442	Arampur Estate	1971	1	3	0	0	0	1	4	4	1	0	0	2	0	17946
		1981	0	3	0	0	1	5	3	2	0	1	1	0	0	23750
443	Northern Rly.	1971	1	3	1	30	0	0	0	5	0	3	0	0	0	17410
	Colony	1981	1	4	0	25	0	0	0	4	0	2	0	0	0	21439
444	Akbarpur	1971	0	0	0	0	0	0	0	0	0	0	0	0	0	0
		1981	0	0	2	4	0	4	2	0	0	0	2	1	0	10560
445	Amraudha	1971	0	0	0	0	0	0	0	0	0	0	0	0	0	0
		1981	0	0	1	4	0	1	1	2	0	1	1	1	0	6013
446	Rupa	1971	0	0	0	0	0	0	0	0	0	0	0	0	0	0
		1981	1	1	0	6	0	4	2	2	0	0	2	2	0	8055
447	Jhinjhak	1971	0	0	0	0	0	0	0	0	0	0	0	0	0	0
		1981	0	0	1	4	0	4	3	4	0	0	3	1	1	9747
448	Bithoor	1971	0	0	0	0	0	0	0	0	0	0	0	0	0	0
		1981	0	1	1	4	0	1	2	3	0	2	1	1	0	5318
449	Sikandra	1971	0	0	0	0	0	0	0	0	0	0	0	0	0	0
		1981	0	1	0	0	0	2	2	3	0	0	1	2	0	5908
450	Pukhrayan	1971	0	1	0	8	1	5	2	3	0	1	3	1	0	7089
		1981	1	2	0	6	1	3	1	1	1	2	4	3	1	10371
451	Chakeri	1971	0	0	0	0	0	0	N	A	0	0	0	0	0	6475
		1981	0	0	0	0	0	0	N	A	0	0	0	0	0	9530
452	Shivrajpur	1971	0	0	0	0	0	0	0	0	0	0	0	0	0	0
		1981	0	0	2	4	0	1	4	3	0	0	2	2	0	5611

1	2	3	4	5	6	7	8	9	10	11	12	13	14	15	16	17
453	Shiwali	1971	0	0	0	0	0	0	0	0	0	0	0	0	0	0
		1981	1	1	0	0	0	2	2	3	0	0	2	1	0	5225
454	Bilhaura	1971	0	0	0	0	0	0	0	0	0	0	0	0	0	0
		1981	0	1	1	10	0	2	2	3	0	1	2	1	0	11380
455	Ghatampur	1971	0	0	0	0	0	0	0	0	0	0	0	0	0	0
		1981	1	1	1	10	0	4	2	2	1	1	4	2	0	16240
	BAREILLY	1971	0	0	0	0	0	0	0	0	0	0	0	0	0	0
456	Senthal	1981	0	1	0	0	0	1	2	2	0	0	1	0	0	9045
457	Shergarh	1971	0	0	0	0	0	0	0	0	0	0	0	0	0	0
		1981	0	0	1	4	0	2	1	1	0	0	2	0	0	7128
458	Shishgarh	1971	0	0	0	0	0	0	0	0	0	0	0	0	0	0
		1981	0	1	0	4	0	2	1	1	0	0	1	0	0	10417
459	Sirauli	1971	0	0	0	0	0	0	0	0	0	0	0	0	0	0
		1981	1	1	0	8	0	2	2	3	0	0	1	1	0	11502
460	Shahi	1971	0	0	0	0	0	0	0	0	0	0	0	0	0	0
		1981	1	0	0	0	0	2	1	2	0	0	1	0	0	8241
461	Dhauratanda	1971	0	0	0	0	0	0	0	0	0	0	0	0	0	0
		1981	0	0	0	0	0	2	1	2	0	0	1	0	0	11261
462	Fatehganj-Purbi	1971	0	0	0	0	0	0	0	0	0	0	0	0	0	0
		1981	0	1	0	0	0	0	2	2	0	0	1	1	0	4423
463	Clutterbuckganj	1971	0	0	0	0	0	0	0	0	0	0	0	0	0	0
		1981	0	1	0	0	0	2	2	4	1	0	2	0	0	14772
464	Fatehganj-Pashchhi	1971	0	0	0	0	0	0	0	0	0	0	0	0	0	0
		1981	1	0	1	4	0	0	0	1	0	0	2	0	0	8993
465	Biaharatganj	1971	0	0	0	0	0	0	0	0	0	0	0	0	0	0
		1981	0	0	0	0	0	0	1	2	0	0	1	1	0	7235

1	2	3	4	5	6	7	8	9	10	11	12	13	14	15	16	17
466	Nawabganj	1971	2	0	1	14	0	1	2	3	0	0	1	4	0	9507
		1981	1	0	1	14	0	2	3	3	0	0	2	1	2	14842
467	Mirganj	1971	0	0	0	0	0	0	0	0	0	0	0	0	0	0
		1981	1	0	1	10	1	3	2	2	0	0	2	0	0	6722
468	Thiriya Nizamat Kha	1971	0	0	0	0	0	0	0	0	0	0	0	0	0	0
		1981	0	0	0	0	0	0	0	1	0	0	0	1	0	11026
469	Sisauli	1971	0	0	0	0	0	0	0	0	0	0	0	0	0	0
		1981	0	1	0	4	0	4	2	2	0	0	1	0	0	11057
470	Richha	1971	0	0	0	0	0	0	0	0	0	0	0	0	0	0
		1981	1	0	0	7	0	1	1	1	0	0	2	0	0	9989
471	Rithaura	1971	0	0	0	0	0	0	0	0	0	0	0	0	0	0
		1981	1	2	0	10	0	2	1	3	0	0	1	1	0	6983
472	Izatnagar Rly.	1971	1	2	0	114	0	0	1	2	0	0	0	0	0	8080
	Settlement	1981	3	5	0	122	0	0	1	10	0	0	0	0	0	13758
473	Bareilly Cantt.	1971	1	1	0	18	0	4	0	3	1	0	0	0	0	18270
		1981	1	0	0	16	0	2	3	5	0	1	3	0	0	25957
474	Faridpur	1971	1	0	0	12	0	4	2	2	0	0	1	1	1	17955
		1981	2	0	1	28	0	8	17	11	0	0	2	1	1	25696
	BUDAUN															
475	Bilsi	1971	2	0	1	17	0	2	1	6	0	0	1	2	1	10100
		1981	0	1	2	16	0	6	5	8	0	0	3	2	1	13310
476	Gulary	1971	0	0	0	0	0	0	0	0	0	0	0	0	0	0
		1981	0	0	1	0	0	2	3	2	0	0	0	0	0	4155
477	Kunwargaon	1971	0	0	0	0	0	0	0	0	0	0	0	0	0	0
		1981	1	0	1	0	0	1	2	4	0	0	1	1	1	4766
478	Bisauli	1971	0	0	0	0	0	0	0	0	0	0	0	0	0	0
		1981	0	1	1	10	0	4	3	4	0	0	3	2	1	15248

1	2	3	4	5	6	7	8	9	10	11	12	13	14	15	16	17
	Islamnagar	1971	0	0	0	0	0	0	0	0	0	0	0	0	0	0
		1981	0	1	1	10	0	4	3	4	0	0	2	2	2	13086
480	Gawan	1971	0	0	0	0	0	0	0	0	0	0	0	0	0	0
		1981	0	1	0	4	0	2	2	2	0	0	1	1	0	4087
481	Allahpur	1971	0	0	0	0	0	0	0	0	0	0	0	0	0	0
		1981	U-1	0	0	2	0	2	3	3	0	0	2	2	0	12650
482	Gunnaur	1971	0	0	0	0	0	0	0	0	0	0	0	0	0	0
		1981	0	0	1	8	0	0	3	3	0	0	2	1	1	11029
483	Munda	1971	0	0	0	0	0	0	0	0	0	0	0	0	0	0
		1981	0	1	0	8	0	0	1	3	0	0	0	1	1	3929
484	Kachhla	1971	0	0	0	0	0	0	0	0	0	0	0	0	0	0
		1981	0	1	0	4	1	2	2	2	0	0	1	1	0	3655
485	Wazirganj	1971	0	0	0	0	0	0	0	0	0	0	0	0	0	0
		1981	0	1	0	2	0	2	3	4	0	0	3	2	1	9543
486	Usehat	1971	0	0	0	0	0	0	0	0	0	0	0	0	0	0
		1981	1	1	0	4	0	0	3	3	0	0	2	2	0	5107
487	Faizganj	1971	0	0	0	0	0	0	0	0	0	0	0	0	0	0
		1981	0	0	0	0	0	1	1	3	0	0	0	1	0	5734
488	Babrala	1971	0	0	0	0	0	0	0	0	0	0	0	0	0	0
		1981	0	0	1	6	0	3	2	1	0	0	2	1	1	6151
489	Saidpur	1971	0	0	0	0	0	0	0	0	0	0	0	0	0	0
		1981	0	1	1	8	0	0	2	2	0	0	1	1	1	9031
490	Sekhanu	1971	0	0	0	0	0	0	0	0	0	0	0	0	0	0
		1981	0	0	0	0	0	1	2	2	0	0	1	1	1	5254
491	Bhoayan	1971	0	0	0	0	0	0	0	0	0	0	0	0	0	0
		1981	0	1	0	4	0	2	1	2	0	0	0	1	0	4123

1	2	3	4	5	6	7	8	9	10	11	12	13	14	15	16	17
492	Shahpur	1971	0	0	0	0	0	0	0	0	0	0	0	0	0	0
		1981	0	0	2	4	0	2	1	2	1	0	3	1	1	9516
493	Kakrala	1971	0	0	0	0	0	1	1	6	0	0	1	1	2	14460
		1981	0	1	0	0	0	1	3	7	0	0	1	1	0	19378
494	Dataganj	1971	2	0	1	20	0	0	2	3	0	1	2	1	0	7701
		1981	0	1	1	10	0	0	2	4	0	0	2	1	1	11088
	MEERUT															
495	Phalauda	1971	0	0	0	0	0	0	0	0	0	0	0	0	0	0
		1981	0	0	0	0	0	3	2	7	0	0	1	0	0	10357
496	Parikshitgarh	1971	0	0	0	0	0	0	0	0	0	0	0	0	0	0
		1981	1	0	1	8	0	4	2	10	1	0	2	1	0	11328
497	Baghpat	1971	1	1	0	13	0	1	2	3	0	1	2	1	0	11686
		1981	1	0	1	12	0	2	1	3	1	0	4	2	0	17157
498	Garhmukteshwar	1971	1	0	1	7	0	1	4	5	0	0	1	0	0	10937
		1981	0	0	1	4	0	3	4	10	2	1	3	2	0	17914
499	Chhaprauli	1971	0	0	0	0	0	0	0	0	0	0	0	0	0	0
		1981	0	0	1	8	0	6	3	4	0	0	2	3	0	13805
500	Hastinapur	1971	1	1	0	20	0	1	2	3	0	0	1	1	0	8889
		1981	2	0	0	28	0	10	7	1	1	0	2	2	0	11637
501	Aminagar Sarai	1971	0	2	0	4	0	1	1	4	0	1	0	0	0	5637
		1981	0	0	0	0	0	2	1	8	0	0	1	0	0	6837
502	Ordnance Factory	1971	0	0	0	0	0	0	0	N	A	0	0	0	0	9026
		1981	0	0	0	0	0	0	0	N	A	0	0	0	0	13147
503	Muradnagar	1971	1	1	0	4	0	3	5	8	0	0	0	0	0	13985
		1981	1	0	0	4	0	3	1	10	2	0	3	0	0	26097
504	Kankarkhera	1971	0	0	0	0	0	3	4	5	0	0	0	0	0	15352
		1981	0	0	0	0	0	8	10	4	0	0	1	0	0	20716

1	2	3	4	5	6	7	8	9	10	11	12	13	14	15	16	17
[illegible]	valkhas	1971	0	0	0	0	0	0	0	0	0	0	0	0	0	0
		1981	0	0	0	0	0	1	1	4	0	0	0	0	0	10278
50[illegible]	oghat	1971	0	0	0	0	0	0	0	0	0	0	0	0	0	0
		1981	0	0	0	0	0	2	1	4	1	0	2	1	0	10019
507	Kithaur	1971	0	0	0	0	0	0	0	0	0	0	0	0	0	0
		1981	0	1	0	0	0	2	2	3	1	0	2	1	0	13791
508	Tikri	1971	0	0	0	0	0	0	0	0	0	0	0	0	0	0
		1981	1	0	0	5	0	2	1	4	1	0	1	0	0	11315
509	Lawar	1971	0	0	0	0	0	0	0	0	0	0	0	0	0	0
		1981	0	0	0	0	0	2	1	4	0	0	1	2	5	11535
510	Abddullapur	1971	0	0	0	0	0	0	0	0	0	0	0	0	0	0
		1981	0	0	0	0	0	2	1	2	0	0	0	0	0	6383
511	Agarwal Mandi	1971	0	0	0	0	0	0	0	0	0	0	0	0	0	0
		1981	0	0	0	0	0	6	4	3	0	0	1	1	0	9353
512	Kamawal	1971	0	0	0	0	0	0	0	0	0	0	0	0	0	0
		1981	0	0	0	0	0	0	1	5	0	0	1	1	1	9895
513	Kharkhoda	1971	0	0	0	0	0	0	0	0	0	0	0	0	0	0
		1981	0	0	1	3	0	2	3	1	0	1	1	3	0	8708
514	bahsuma	1971	0	0	0	0	0	0	0	0	0	0	0	0	0	0
		1981	1	0	0	6	0	2	2	2	0	0	1	1	0	7906
515	Daurala	1971	0	0	0	0	0	0	0	0	0	0	0	0	0	0
		1981	0	0	1	4	0	1	1	2	1	0	2	1	0	9146
516	Baksarkhera	1971	0	0	0	0	0	0	0	0	0	0	0	0	0	0
		1981	0	0	0	0	0	1	1	1	0	0	0	0	0	4294
517	Ghaziabad Rly. Colony	1971	1	0	0	2	0	0	0	0	0	1	0	0	0	8864
		1981	1	0	0	11	0	0	0	5	0	1	0	0	0	11355

1	2	3	4	5	6	7	8	9	10	11	12	13	14	15	16	17
518	Shahjahanpur	1971	0	0	0	0	0	0	0	0	0	0	0	0	0	7340
		1981	1	0	0	0	0	1	1	1	0	0	1	1	0	8867
	SITAPUR															
519	Paintapur	1971	0	0	0	0	0	0	0	0	0	0	0	0	0	0
		1981	0	0	0	0	0	1	2	3	0	0	0	1	0	6705
520	Sidhauli	1971	0	0	0	0	0	0	0	0	0	0	0	0	0	0
		1981	0	1	1	6	1	4	5	8	1	1	1	3	2	8482
521	Tambaurcum	1971	0	0	0	0	0	0	0	0	0	0	0	0	0	0
		1981	1	0	1	6	0	2	2	2	2	0	2	1	0	10235
522	Maholi	1971	0	0	0	0	0	0	0	0	0	0	0	0	0	0
		1981	0	0	2	4	0	2	4	4	0	0	3	1	0	11862
523	Mlarikh-cum-	1971	0	1	0	4	0	1	6	6	0	0	1	0	0	6832
	Neemsar	1981	1	0	2	10	0	3	4	5	0	1	4	3	1	8844
524	Mahamundabad	1971	2	1	0	28	0	2	3	7	0	0	1	1	0	11652
		1981	3	1	1	34	1	3	4	7	1	0	1	3	0	15945
525	Biswan	1971	2	0	0	24	0	4	2	15	0	1	2	0	4	19336
		1981	2	0	0	38	0	6	3	14	1	4	5	1	3	27227
526	Khairabad	1971	2	0	0	124	0	2	3	14	0	1	1	1	6	17335
		1981	4	0	0	103	0	5	4	12	1	2	3	3	4	22685
	RAEBARELI															
527	Salon	1971	0	0	0	0	0	0	0	0	0	0	0	0	0	0
		1981	0	1	1	36	1	2	2	2	1	0	3	1	0	8108
528	Dalmau	1971	0	0	0	0	0	0	0	0	0	0	0	0	0	0
		1981	0	1	1	36	0	0	2	2	0	0	0	0	0	3892
529	Maharajganj	1971	0	0	0	0	0	0	0	0	0	0	0	0	0	0
		1981	0	1	1	12	0	1	2	2	0	0	3	1	0	3837
530	Lalganj	1971	0	0	0	0	0	0	0	0	0	0	0	0	0	0
		1981	0	1	1	10	1	3	2	5	0	0	5	5	2	10605

1	2	3	4	5	6	7	8	9	10	11	12	13	14	15	16	17
531	Bachhrawan	1971	0	0	0	0	0	0	0	0	0	0	0	0	0	0
		1981	0	1	1	36	1	3	2	1	1	0	3	1	0	7694
532	Jais	1971	1	1	0	9	0	2	2	2	0	1	1	1	1	12638
		1981	0	2	0	12	0	2	2	4	0	1	3	0	1	15174
	UNNAO															
533	Nawabganj	1971	0	0	0	0	0	0	0	0	0	0	0	0	0	0
		1981	A-1	0	2	4	0	1	2	3	0	0	3	1	0	5597
534	Niyotani	1971	0	0	0	0	0	0	0	0	0	0	0	0	0	0
		1981	0	0	1	0	0	0	1	2	0	0	1	0	0	4678
535	Purwa	1971	0	0	0	0	0	0	0	0	0	0	0	0	0	0
		1981	2	0	1	10	0	3	2	6	1	2	4	0	0	15235
536	Safipur	1971	0	0	0	0	0	0	0	0	0	0	0	0	0	0
		1981	1	0	8	12	0	2	1	5	0	0	3	0	0	13728
537	Kursat	1971	0	0	0	0	0	0	0	0	0	0	0	0	0	0
		1981	A-1	0	0	0	0	0	0	3	0	0	0	0	0	4003
538	Auras	1971	0	0	0	0	0	0	0	0	0	0	0	0	0	0
		1981	0	0	2	4	0	2	2	2	0	0	2	1	0	2983
539	Bhagwantnagar	1971	0	0	0	0	0	0	0	0	0	0	0	0	0	0
		1981	0	1	0	6	0	2	1	1	0	0	2	0	0	4586
540	Fatehpur	1971	0	0	0	0	0	0	0	0	0	0	0	0	0	0
	Chaurasi	1981	0	0	1	4	0	1	2	2	0	1	1	1	0	3407
541	Hyderabad	1971	0	0	0	0	0	0	0	0	0	0	0	0	0	0
		1981	A-1	1	0	0	0	0	2	2	0	0	1	0	0	4502
542	Maurawan	1971	0	0	0	0	0	0	0	0	0	0	0	0	0	0
		1981	0	2	0	12	0	2	1	6	0	1	1	0	1	10372
543	Bangermau	1971	0	0	0	0	0	0	0	0	0	0	0	0	0	0
		1981	0	1	2	25	0	2	2	7	0	1	3	2	0	14958

1	2	3	4	5	6	7	8	9	10	11	12	13	14	15	16	17
544	Ganjmuradabad	1971	0	0	0	0	0	0	0	0	0	0	0	0	0	0
		1981	0	0	2	4	0	1	2	3	0	0	2	1	0	6312
545	Mohan	1971	0	0	0	0	0	0	0	0	0	0	0	0	0	0
		1981	0	0	0	0	0	1	2	5	0	0	1	1	0	8322
546	Bighapur	1971	0	0	0	0	0	0	0	0	0	0	0	0	0	0
		1981	0	0	2	6	0	1	2	3	0	0	2	0	0	5125
547	Ugu	1971	0	0	0	0	0	0	0	0	0	0	0	0	0	0
		1981	0	1	0	0	0	2	1	3	0	1	1	0	0	5467
548	Rasulabad	1971	0	0	0	0	0	0	0	0	0	0	0	0	0	0
		1981	0	0	0	0	0	1	1	2	0	0	1	1	0	5016
	MORADABAD															
549	Narauli	1971	0	0	0	0	0	0	0	0	0	0	0	0	0	0
		1981	0	0	1	4	0	2	1	2	0	0	1	1	1	10414
550	Behjoi	1971	1	0	1	10	0	3	2	3	0	0	2	1	0	11334
		1981	1	0	1	10	0	6	2	4	0	0	4	1	1	16073
551	Bilari	1971	0	0	1	4	0	1	2	4	0	0	2	2	0	11620
		1981	1	0	1	5	0	3	2	6	0	0	3	2	0	15862
552	Naugawansadat	1971	0	0	0	0	0	0	0	0	0	0	0	0	0	0
		1981	1	0	0	6	0	0	1	1	0	0	1	1	1	13311
553	Bhojpur	1971	0	0	0	0	0	0	0	0	0	0	0	0	0	0
	Dharampur	1981	0	0	1	4	0	0	1	2	0	0	1	0	0	12049
554	Kundarki	1971	0	0	0	0	0	0	0	0	0	0	0	0	0	0
		1981	1	0	1	4	0	2	2	2	0	0	3	4	3	12713
555	Sirsi	1971	0	0	0	0	0	0	0	0	0	0	0	0	0	0
		1981	A-1	1	0	0	0	2	2	3	0	0	4	3	0	13096
556	Ujhani	1971	0	0	0	0	0	0	0	0	0	0	0	0	0	0
		1981	1	1	0	10	0	0	2	1	0	0	0	1	0	10198

1	2	3	4	5	6	7	8	9	10	11	12	13	14	15	16	17
557	Joya	1971	0	0	0	0	0	0	0	0	0	0	0	0	0	0
		1981	0	0	1	4	0	1	2	5	0	0	2	1	4	3536
558	Bachhraon	1971	0	0	0	0	0	0	0	0	0	0	0	0	0	0
		1981	0	1	0	3	0	0	2	3	0	0	1	1	1	17728
559	Umri Kalan	1971	0	0	0	0	0	0	0	0	0	0	0	0	0	0
		1981	1	0	0	10	0	1	1	3	0	0	1	0	0	9190
560	Rustam-Nagar	1971	0	0	0	0	0	0	0	0	0	0	0	0	0	0
	Sahaspur	1981	1	1	0	5	0	0	0	2	0	0	1	1	0	7400
561	Dhanaura	1971	0	0	1	4	0	2	0	3	0	0	3	3	0	8410
		1981	0	0	1	4	0	4	1	3	1	1	3	3	0	11816
562	Moradabad	1971	1	0	0	105	0	0	0	5	0	2	1	0	0	14062
	Rly.Settlement	1981	1	1	0	115	0	0	1	3	0	1	2	0	0	15299
563	Kanth	1971	2	0	0	12	1	1	2	4	0	1	1	2	2	12232
		1981	1	0	1	10	1	3	2	4	0	0	3	2	2	15631
564	Thakurdwara	197	0	0	1	4	0	1	2	1	0	0	2	2	0	11137
		1981	0	1	1	8	0	2	2	4	1	0	4	2	1	16598
	BIJNOOR															
565	Noorpur	1971	0	0	0	0	0	0	0	0	0	0	0	0	0	0
		1981	1	0	2	4	0	1	3	3	1	0	2	4	0	12465
566	Sahaspur	1971	0	0	1	4	0	1	2	1	0	0	2	2	0	11137
		1981	1	0	0	2	0	1	12	1	0	0	1	1	0	14296
567	Afzalgarh	1971	0	1	0	4	0	1	1	2	0	0	1	1	0	10765
		1981	1	1	1	2	0	1	1	3	1	0	2	1	0	14892
568	Haldur	1971	0	0	0	0	0	0	0	0	0	0	0	0	0	0
		1981	1	1	1	12	0	2	1	2	0	0	2	1	1	15041
569	Warhapur	1971	0	0	0	0	0	0	0	0	0	0	0	0	0	0
		1981	0	0	1	0	0	1	0	1	0	0	1	1	0	13825

1	2	3	4	5	6	7	8	9	10	11	12	13	14	15	16	17
570	Jhalu	1971	0	0	0	0	0	0	0	0	0	0	0	0	0	0
		1981	0	0	0	0	0	2	2	2	0	0	1	1	1	12461
571	Jalalabad	1971	0	0	0	0	0	0	0	0	0	0	0	0	0	0
		1981	0	0	0	0	0	0	0	1	0	0	1	0	0	6561
572	Sehanpur	1971	0	0	0	0	0	0	0	0	0	0	0	0	0	0
		1981	0	0	0	0	0	1	1	4	0	0	1	0	0	11023
573	Mandawar	1971	0	1	0	4	0	1	0	2	0	0	0	1	0	9648
		1981	1	1	0	4	0	3	0	1	0	0	1	1	1	11587
574	Tajpur	1971	0	0	0	0	0	1	0	3	0	0	0	1	0	7275
		1981	0	1	0	0	0	1	0	3	0	0	1	1	0	9721
575	Phaphund	1971	0	0	0	0	0	0	0	0	0	0	0	0	0	0
		1981	1	0	1	6	0	2	2	6	0	0	1	1	1	9599
576	Bidhuna	1971	0	0	0	0	0	0	0	0	0	0	0	0	0	0
		1981	1	0	1	10	0	3	2	5	1	0	3	2	1	12163
577	Baberpur	1971	0	0	0	0	0	0	0	0	0	0	0	0	0	0
	Ajitmal	1981	0	1	1	4	1	2	1	4	0	0	2	2	0	13423
578	Achhalda	1971	0	0	0	0	0	0	0	0	0	0	0	0	0	0
		1981	2	0	1	4	0	4	3	2	0	0	2	1	0	5688
579	Dibiyapur	1971	0	0	0	0	0	0	0	0	0	0	0	0	0	0
		1981	0	0	5	4	1	2	2	1	0	0	2	1	0	8328
580	Ajasu	1971	0	0	0	0	0	0	0	0	0	0	0	0	0	0
		1981	A-1	0	0	0	0	0	2	2	0	0	0	1	0	7280
581	Ekdil	1971	0	0	0	0	0	0	0	0	0	0	0	0	0	0
		1981	A-1	0	0	0	0	2	2	2	0	0	1	1	0	6982
582	Lakhna	1971	1	0	0	13	0	1	1	2	0	1	0	1	1	5320
		1981	1	1	0	8	0	3	3	2	0	0	1	1	1	6977

1	2	3	4	5	6	7	8	9	10	11	12	13	14	15	16	17
583	Bharthana	1971	2	0	1	31	1	3	2	10	0	2	2	3	3	13668
		1981	1	1	1	10	0	7	6	6	0	1	3	1	2	24428
584	Jaswantnagar	1971	1	1	0	5	0	2	3	3	0	1	2	2	2	11295
		1981	0	0	1	4	0	4	3	5	1	0	4	2	2	14794

Appendix Table-21: Availability of Medical,Educational,Recreational Banking Facilities and Credit Societies in the Small Towns, 1971 and 1981

STATE/ DISTT./TOWN		Census Year	Medical				Educational				Recreational		Banks & Cr Soc			
			Hosp./NH	Disp.	PHC/HC	No.of Beds	College	SS/HSS/ Mt	JS/MD School	Primary School	Cinema	Pbl Lib/ RR	Banks	Ag Cr Soc	Non Ag Cr Soc	Popu-lation
1	2	3	4	5	6	7	8	9	10	11	12	13	14	15	16	17
WEST BENGAL																
	BARDDHAMAN															
1	Chakbankura	1971	0	0	0	0	0	0	0	0	0	0	0	0	0	0
		1981	0	1	0	0	0	2	1	1	0	0	0	0	0	6726
2	Partharpur	1971	0	0	0	0	0	0	0	0	0	0	0	0	0	0
		1981	0	0	0	0	0	0	1	2	0	0	1	0	0	7101
3	Petana	1971	0	0	0	0	0	0	0	0	0	0	0	0	0	0
		1981	0	0	0	0	0	0	0	1	0	0	1	0	0	7940
4	Panuhat	1971	0	0	0	0	0	0	0	0	0	0	0	0	0	0
		1981	0	1	0	0	0	0	0	0	0	0	0	1	0	7500
5	Ninga	1971	0	0	0	0	0	0	0	0	0	0	0	0	0	0
		1981	0	0	0	0	0	0	0	0	0	1	1	0	1	9635
6	Raghunathchak	1971	0	0	0	0	0	0	0	0	0	0	0	0	0	0
		1981	0	0	0	0	0	0	0	1	0	1	0	0	0	5062
7	Sukdal	1971	0	0	0	0	0	0	0	0	0	0	0	0	0	0
		1981	0	2	0	0	0	1	1	3	0	1	2	1	0	6903
8	Kaksa	1971	0	0	0	0	0	0	0	0	0	0	0	0	0	0
		1981	0	0	0	0	0	2	2	5	0	1	2	1	1	9434
9	Digwala	1971	0	0	0	0	0	0	0	0	0	0	0	0	0	0
		1981	0	3	0	0	0	0	1	3	1	4	1	0	0	6976
10	Ballavpur	1971	0	0	0	0	0	0	0	0	0	0	0	0	0	0
		1981	0	0	0	0	0	0	0	3	0	2	0	0	1	6606

1	2	3	4	5	6	7	8	9	10	11	12	13	14	15	16	17
11	Bahula	1971	0	0	0	0	0	0	0	0	0	0	0	0	0	0
		1981	0	4	0	0	0	0	0	1	0	2	1	0	0	9818
12	Jemar	1971	0	1	0	0	0	1	0	1	0	0	0	0	1	6433
	(J.K.Nagar Town)	1981	1	0	0	12	0	2	1	2	0	0	1	0	0	9596
13	Sarakdi Nadiha	1971	0	0	1	4	0	0	1	2	0	1	0	0	1	5786
		1981	0	0	1	0	0	1	1	1	0	2	0	0	1	9661
14	Barakar	1971	0	10	1	10	0	2	1	4	0	2	1	0	0	14624
		1981	1	0	0	15	0	2	2	7	1	4	3	0	1	17476
15	Dainhat	1971	0	0	0	8	0	2	1	11	1	0	0	1	0	12906
		1981	0	1	0	0	0	2	2	17	1	0	1	2	1	15843
16	Dishergarh	1971	1	1	0	165	0	2	1	7	0	3	1	0	1	10084
		1981	1	3	0	50	0	2	2	7	0	4	2	0	3	13999
17	Guskara	1971	0	1	0	10	1	2	0	5	1	1	2	1	1	10046
		1981	0	1	1	10	1	3	2	5	1	1	2	0	3	12525
18	Memari	1971	0	0	1	50	0	2	0	4	2	1	3	2	1	11046
		1981	0	0	1	0	0	3	2	4	2	2	4	0	0	16275
19	Niyamatpur	1971	0	1	0	0	0	1	1	3	2	0	1	0	0	12680
		1981	0	2	0	0	0	2	3	9	2	0	1	0	3	17777
20	Ukhar	1971	0	1	0	0	0	2	1	3	1	46	1	0	0	10659
		1981	0	12	0	0	0	2	1	5	0	2	0	0	0	12660
21	Hindustahan	1971	2	0	0	6	0	1	0	1	1	3	1	0	1	6605
	Cables town	1981	1	0	0	10	0	4	4	8	0	1	1	0	0	10297
22	Jamuria	1971	0	0	0	0	0	1	0	5	1	2	1	0	1	9632
		1981	0	0	0	0	0	2	2	5	1	0	1	0	0	18691
23	Sripur	1971	0	0	0	0	0	0	0	0	0	0	0	0	0	0
		1981	1	0	0	40	0	1	2	2	0	2	0	0	1	1237

1	2	3	4	5	6	7	8	9	10	11	12	13	14	15	16	17
24	Sitapur	1971	0	0	0	0	0	0	0	0	0	0	0	0	0	0
		1981	0	0	0	0	0	1	1	2	0	0	0	0	1	12045
25	Siarsol	1971	0	0	0	0	0	0	0	0	0	0	0	0	0	0
		1981	0	0	1	60	0	0	1	6	2	1	1	0	0	16336
26	Parashkol	1971	0	0	0	0	0	0	0	0	0	0	0	0	0	0
		1981	0	0	0	0	0	0	0	1	0	2	0	0	0	11169
27	Kenda	1971	0	0	0	0	0	0	0	0	0	0	0	0	0	0
		1981	0	0	0	0	0	1	1	2	1	0	1	0	0	11671
28	Kajori	1971	0	0	0	0	0	0	0	0	0	0	0	0	0	0
		1981	0	2	0	0	0	1	1	3	1	4	1	0	0	14474
29	Chinkuri	1971	0	0	0	0	0	0	0	0	0	0	0	0	0	0
		1981	1	4	0	N.A	0	0	0	4	0	2	1	0	2	17282
30	Chhora	1971	0	0	0	0	0	0	0	0	0	0	0	0	0	0
		1981	1	2	0	20	0	0	0	1	0	0	0	0	0	11322
31	Bhanwara	1971	0	0	0	0	0	0	0	0	0	0	0	0	0	0
		1981	0	1	0	0	0	0	0	3	1	0	0	0	1	4572
32	Bhagra	1971	0	0	0	0	0	0	0	0	0	0	0	0	0	0
		1981	1	0	0	34	0	1	1	2	1	0	1	0	1	13962
33	Amkula	1971	0	0	0	0	0	0	0	0	0	0	0	0	0	0
		1981	0	0	0	0	0	0	0	2	0	0	0	0	0	13581
34	Khandra	1971	0	0	0	0	0	0	0	0	0	0	0	0	0	0
		1981	0	3	1	10	0	0	1	1	0	2	0	0	0	4649
35	Lalbazar	1971	0	0	0	0	0	0	0	0	0	0	0	0	0	0
		1981	0	1	0	0	0	0	0	2	0	1	0	0	2	4720
36	Nimeha	1971	0	0	0	0	0	0	0	0	0	0	0	0	0	0
		1981	0	0	0	0	0	0	0	1	0	0	0	0	0	2329

1	2	3	4	5	6	7	8	9	10	11	12	13	14	15	16	17
37	Parasia	1971	0	0	0	0	0	0	0	0	0	0	0	0	0	0
		1981	0	0	0	0	0	0	1	1	0	0	0	0	0	4823
38	Ramnagar	1971	0	0	0	0	0	0	0	0	0	0	0	0	0	0
		1981	0	1	0	0	0	0	0	2	0	1	0	0	1	3572
	MIDNIPUR															
39	Kharar	1971	0	1	0	0	0	2	0	4	1	1	0	0	1	7262
		1981	0	0	0	0	0	2	2	9	1	1	1	2	0	8361
40	Kashirpai	1971	0	1	1	10	0	1	1	5	0	1	0	0	0	7075
		1981	0	3	1	10	0	2	1	9	0	2	0	0	0	9552
41	Garhbeta	1971	0	5	1	50	1	2	0	4	1	2	1	0	1	7542
		1981	1	0	0	40	0	1	1	2	1	1	2	1	2	9700
42	Ballohak	1971	1	0	0	4	0	2	0	4	1	3	1	1	0	7376
		1981	0	0	0	0	0	3	2	6	1	2	3	2	2	8663
43	Kolaghat	1971	0	0	1	10	0	2	0	8	1	3	1	2	1	13371
		1981	0	0	1	22	0	4	2	8	1	1	3	2	4	17406
44	Ramjiban	1971	0	0	1	10	0	1	1	1	1	1	0	1	0	10364
	pur	1981	1	1	0	10	0	2	1	13	1	0	1	1	0	12308
45	Mahisadal	1971	1	10	0	20	2	2	1	8	1	2	1	3	1	9852
		1981	1	0	0	20	2	2	1	10	1	2	2	3	1	11878
46	Amlagora	1971	0	1	0	0	0	2	1	6	1	2	1	0	0	8312
		1981	0	0	0	0	1	0	0	2	0	1	2	1	1	12162
47	Chandrakona	1971	0	0	1	50	0	2	0	13	1	2	0	1	0	9811
		1981	1	0	0	60	0	2	2	17	1	2	2	1	0	13410
48	Digha	1971	0	0	0	0	0	0	0	0	0	0	0	0	0	0
	Township	1981	1	0	1	65	0	0	0	0	0	2	0	0	0	894
49	Kolaghat	1971	0	0	0	0	0	0	0	0	0	0	0	0	0	0
	T.P.R.T	1981	0	1	0	0	0	0	0	0	0	0	0	0	0	1303

1	2	3	4	5	6	7	8	9	10	11	12	13	14	15	16	17
50	Jhargram	1971	1	0	0	68	1	7	2	18	1	6	3	0	0	19237
		1981	1	0	0	80	1	7	6	17	1	1	5	0	1	26707
51	Haldia	1971	1	0	0	12	0	0	2	0	0	3	1	0	1	9968
		1981	3	2	0	35	0	2	3	5	3	0	7	0	0	21122
TWENTY FOUR PARGANAS																
52	Mahesh	1971	0	0	0	0	0	0	0	0	0	0	0	0	0	0
	Tola	1981	0	0	0	0	0	0	1	3	0	2	0	0	0	5031
53	Noapara	1971	0	0	0	0	0	0	0	0	0	0	0	0	0	0
		1981	0	0	0	0	0	0	0	1	0	0	0	0	0	8208
54	Sripur	1971	0	0	0	0	0	0	0	0	0	0	0	0	0	0
	Bagharghol	1981	0	0	0	0	0	0	0	4	0	0	N.A	N.A	N.A	8699
55	Chandan	1971	0	0	0	0	0	0	0	0	0	0	0	0	0	0
	nagar	1981	0	0	0	0	0	0	0	4	0	0	0	0	0	8878
56	Gobindpur	1971	0	0	0	0	0	0	0	0	0	0	0	0	0	0
		1981	0	0	0	0	0	1	1	4	0	1	0	0	0	7777
57	Bandipur	1971	0	0	0	0	0	0	0	0	0	0	0	0	0	0
		1981	0	0	1	17	0	2	2	5	0	1	0	0	0	7324
58	Madrail	1971	0	0	0	0	0	3	2	5	0	3	0	1	0	6236
	fingapara	1981	0	0	0	0	1	0	0	5	0	2	1	0	0	9252
59	Panpur	1971	0	0	0	0	0	0	0	4	0	0	0	0	0	5126
		1981	0	0	0	0	0	4	6	10	0	1	0	0	0	9535
60	Patulia	1971	0	0	0	0	0	1	0	3	0	2	0	0	0	8338
		1981	0	0	0	0	0	2	2	3	0	1	0	0	0	9465
61	Bandra	1971	0	0	0	0	0	0	0	1	0	0	0	0	0	4704
		1981	0	1	0	0	0	0	0	2	0	0	1	0	0	7678
62	Bisarpara	1971	0	0	0	0	0	2	1	4	0	2	0	1	1	5436
		1981	0	0	0	0	0	3	3	5	0	2	0	0	0	9930

1	2	3	4	5	6	7	8	9	10	11	12	13	14	15	16	17
63	Ichhapur	1971	1	0	0	100	0	4	0	3	0	3	0	0	2	11975
	Def. Estt	1981	1	3	0	185	0	6	5	3	0	3	2	0	0	10452
64	Jagannath-	1971	0	0	0	0	0	0	0	3	0	0	0	N.A	N.A	11922
	garh	1981	0	0	0	0	0	0	0	3	0	0	0	0	0	16134
65	Jaynagar	1971	1	1	2	40	0	3	4	12	1	4	1	0	1	15218
	Mazilpur	1981	1	1	0	10	0	5	6	17	1	6	1	0	1	16343
66	Jayangra	1971	0	0	0	0	0	0	1	3	0	5	0	1	0	10009
		1981	0	0	0	0	0	3	3	5	2	2	2	1	3	17803
67	Uttar	1971	0	0	0	0	0	2	1	7	0	4	0	0	0	11713
	Raypur	1981	0	0	0	0	1	2	3	9	0	2	0	1	0	13980
68	Garui	1971	0	0	0	0	0	0	1	3	0	2	0	0	0	6526
		1981	0	0	0	0	0	0	0	4	0	1	0	0	0	10278
69	Gurdaha	1971	0	0	0	0	0	2	2	5	0	1	0	0	0	6518
		1981	1	0	0	50	0	3	3	10	0	2	1	0	0	16060
70	Kanyanagar	1971	0	0	0	0	0	1	1	4	1	1	0	1	0	5629
		1981	0	0	0	0	1	2	1	6	2	1	2	2	1	12218
71	Krishnagar	1971	1	0	0	30	0	0	0	3	0	1	N.A	N.A	N.A	6445
		1981	1	0	0	30	0	2	1	6	0	0	1	0	0	12244
72	Nabadhai-	1971	0	0	1	2	0	2	0	12	1	2	1	11	2	8226
	Duttapukur	1981	0	0	1	4	0	3	2	7	1	2	1	1	0	10662
73	Arjunpur	1971	0	0	0	0	0	2	0	3	0	7	0	0	0	8443
		1981	0	0	0	0	0	3	2	3	1	0	0	0	1	12036
74	Betanagar	1971	1	0	0	45	0	2	0	2	1	1	1	0	1	9108
		1981	1	0	0	60	0	4	3	6	1	3	0	0	1	18012
75	Sonarpur	1971	0	0	0	0	0	0	0	0	0	0	0	0	0	0
		1981	0	0	0	0	0	0	3	1	1	6	2	0	0	10636

1	2	3	4	5	6	7	8	9	10	11	12	13	14	15	16	17
76	Raghunathpur	1971	0	0	0	0	0	0	0	0	0	0	0	0	0	0
		1981	0	0	0	0	0	2	2	3	0	1	0	0	0	12508
77	Laskarpur	1971	0	0	0	0	0	0	0	0	0	0	0	0	0	0
		1981	0	0	0	0	0	2	4	12	0	5	0	0	0	14561
78	Gopalpur	1971	0	0	0	0	0	0	0	0	0	0	0	0	0	0
		1981	0	0	0	0	0	1	1	4	0	0	1	1	0	15160
79	Chatakali-kapur	1971	0	0	0	0	0	0	0	0	0	0	0	0	0	0
		1981	0	0	1	0	0	2	1	2	0	0	0	1	0	11082
80	Chak Kashi-pur	1971	0	0	0	0	0	0	0	0	0	0	0	0	0	0
		1981	0	0	0	0	0	0	0	2	0	0	N.A	N.A	N.A	14024
81	Bowali	1971	0	0	0	0	0	0	0	0	0	0	0	0	0	0
		1981	0	0	0	0	0	4	5	12	0	0	N.A	N.A	N.A	12578
82	Barrackpore	1971	0	0	0	0	0	0	0	0	0	0	0	0	0	0
		1981	0	0	0	0	0	0	0	0	0	0	0	0	0	19900
83	Kerulia	1971	0	0	0	0	0	2	1	2	0	2	0	0	1	4377
		1981	0	0	0	0	0	2	1	2	0	1	0	0	1	4951
84	Dum-Dum	1971	0	0	0	0	0	3	0	2	0	1	0	0	0	4234
	Aerodrome	1981	0	0	0	0	0	0	0	1	0	1	0	0	0	3159
85	Birlapur	1971	1	1	0	6	0	1	1	7	1	5	1	1	3	16046
		1981	0	1	0	6	0	1	1	7	1	1	0	0	1	24229
86	Canning	1971	N.A	N.A	N.A	N.A	N.A	N.A	N.A	N.A	N.A	N.A	2	1	0	18706
		1981	1	1	0	30	0	2	1	11	1	1	3	1	4	25203
87	Diamond Horbour	1971	2	0	0	94	1	3	0	7	1	3	3	0	2	13072
		1981	1	2	0	151	1	5	4	13	1	3	4	1	2	20299
88	Krishnapur	1971	0	0	0	0	1	2	0	4	1	6	0	0	0	14905
		1981	0	0	1	0	0	2	2	6	0	2	0	1	0	25277

1	2	3	4	5	6	7	8	9	10	11	12	13	14	15	16	17
	BIRBHUM															
89	Nalhati	1971	0	0	1	20	0	2	0	7	1	2	2	3	1	9530
		1981	1	0	0	20	0	3	2	7	2	1	3	1	2	15073
90	Bakreswar	1971	0	0	0	0	0	0	0	0	0	0	0	0	0	0
	Tourist-	1981	0	1	0	0	0	0	0	0	0	0	0	0	0	166
91	Dubrajpur	1971	0	1	0	0	0	3	1	12	1	1	2	1	0	15797
		1981	0	1	1	25	1	4	3	10	1	1	3	2	1	20361
92	Sainthia	1971	0	0	1	50	0	3	2	9	1	3	2	1	0	15929
		1981	2	0	0	120	1	4	4	8	1	2	5	2	2	24061
	NADIA															
93	Haringhata	1971	0	0	0	0	0	0	0	0	0	0	0	0	0	0
	Dairy Farm	1981	0	0	0	0	1	0	0	2	0	1	2	0	1	6491
94	Madanpur	1971	0	0	0	0	0	0	0	0	0	0	0	0	0	0
		1981	0	0	0	0	0	3	2	4	0	2	1	1	0	7696
95	Birnagar	1971	0	1	0	6	0	2	0	12	0	1	1	2	0	10560
		1981	0	1	0	6	0	2	1	14	0	2	1	2	1	14561
96	Jagadan-	1971	0	0	1	50	0	1	2	4	1	0	2	1	0	7915
	Andapur	1981	0	0	1	56	0	4	4	5	1	1	2	1	0	11760
97	Bagula	1971	0	1	0	0	1	3	0	7	0	1	1	1	0	6799
		1981	0	1	1	21	1	3	2	8	0	1	1	1	0	11739
98	Gedi/Gachha	1971	0	0	0	0	0	0	0	0	0	0	0	0	0	0
		1981	0	1	0	0	0	2	2	6	0	0	0	0	0	10626
99	Alaala	1971	0	0	0	0	0	0	0	0	0	0	0	0	0	0
		1981	0	0	0	0	0	0	1	2	0	0	0	0	0	12757
100	Kalyani	1971	2	0	0	750	0	2	2	6	0	2	2	0	0	18310
		1981	2	0	0	750	1	8	4	5	0	1	4	0	0	39257

1	2	3	4	5	6	7	8	9	10	11	12	13	14	15	16	17
101	Taherpur	1971	0	1	0	0	0	2	1	11	0	2	1	0	2	13104
		1981	0	0	1	5	0	2	1	18	1	0	1	0	0	26124
102	Phulia	1971	0	0	1	10	0	2	0	3	0	1	0	0	3	4627
		1981	0	0	1	10	0	3	2	12	1	4	1	2	1	26361
	DARJILING															
103	Kurseong	1971	3	1	0	396	1	6	0	13	1	3	1	0	0	16425
		1981	2	0	0	347	1	5	3	9	1	4	3	1	0	18006
104	Cart Road	1971	0	0	0	0	0	0	0	0	0	0	0	0	0	0
		1981	0	0	0	0	0	2	3	17	0	3	0	1	0	11038
105	Jaldhaka	1971	0	0	0	0	0	0	0	0	0	0	0	0	0	0
Hydelpower project town		1981	0	0	1	4	0	1	1	1	0	1	0	0	0	3533
106	Uttarbag-	1971	0	0	0	0	0	0	0	0	0	0	0	0	0	0
	Dogra	1981	1	0	0	20	0	0	3	5	0	1	1	0	0	8708
	BANKURA															
107	Sonamukhi	1971	0	0	1	20	1	2	1	17	1	0	2	0	6	18974
		1981	0	0	1	31	1	3	2	24	1	1	5	0	5	19890
108	Khatra	1971	1	1	0	15	0	2	0	4	1	1	0	5	1	8519
		1981	0	1	1	15	1	3	3	7	1	1	3	5	10	10641
109	Patrasaer	1971	0	0	1	20	0	2	1	5	0	1	0	2	2	6978
		1981	0	0	1	25	0	3	2	5	1	4	2	2	2	8033
	MURSHIDABAD															
110	Kasimbazar	1971	0	0	0	0	0	11	2	72	4	14	0	0	0	6304
		1981	0	0	0	0	0	2	2	7	0	2	0	0	0	7415
111	Paschim	1971	0	0	0	0	0	0	0	0	0	0	0	0	0	0
	punropara	1981	0	0	0	0	0	1	1	7	0	0	0	1	0	17576
112	Srimantapur	1971	0	0	0	0	0	0	0	0	0	0	0	0	0	0
		1981	0	0	0	0	0	2	1	1	0	0	0	0	0	2367
113	Aurangabad	1971	0	2	0	0	1	2	0	5	1	2	1	1	0	16392
		1981	0	0	0	0	1	3	2	13	1	2	2	0	2	19701

1	2	3	4	5	6	7	8	9	10	11	12	13	14	15	16	17
114	Lalgola	1971	0	1	0	112	0	2	0	4	1	1	0	0	5	13419
		1981	0	0	1	50	0	3	2	9	0	2	2	1	0	17727
115	Beldanga	1971	0	0	0	0	1	2	2	6	0	2	1	1	2	9799
		1981	0	0	1	25	1	3	2	10	1	3	3	2	0	15778
116	Farrakka	1971	1	0	0	50	0	1	0	1	1	1	1	0	1	8086
	barrage	1981	1	0	1	50	0	2	1	3	0	1	2	0	1	14650
117	Murshidabad	1971	0	0	0	0	0	0	0	21	1	0	1	0	1	17110
		1981	1	4	0	131	0	6	4	23	1	3	2	0	0	21341
	HUGLI															
118	Tarkeswar	1971	0	1	0	0	0	2	0	5	1	2	1	9	0	11959
		1981	0	0	1	25	1	3	2	4	2	1	5	6	4	16518
119	Madhusudan-	1971	0	0	0	0	0	0	0	0	0	0	0	0	0	0
	pur	1981	0	1	0	0	0	2	1	5	0	0	0	0	3	5436
120	Monoharpur	1971	0	0	0	0	0	0	0	0	0	0	0	0	0	0
		1981	0	0	0	0	0	2	1	2	0	1	2	0	0	8019
121	Mirgala	1971	0	0	0	0	0	0	0	0	0	0	0	0	0	0
		1981	0	0	0	0	0	0	0	5	0	1	0	0	0	9112
122	Naldanda	1971	0	0	0	0	0	0	0	0	0	0	0	0	0	0
		1981	0	0	0	0	0	2	1	1	0	2	0	1	2	1766
123	Raghunathpur	1971	0	0	0	0	0	0	0	0	0	0	0	0	0	0
		1981	0	1	0	0	0	1	1	3	0	0	1	1	0	8150
124	Begumpur	1971	0	0	0	0	0	0	0	0	0	0	0	0	0	0
		1981	0	0	1	0	0	2	2	5	1	1	1	0	0	7007
125	Kecta	1971	0	0	0	0	0	0	0	0	0	0	0	0	0	0
		1981	0	0	0	0	0	1	1	2	1	0	1	0	0	9997
126	Khalisheni	1971	0	0	0	0	0	0	0	0	0	0	0	0	0	0
		1981	0	0	0	0	1	4	5	5	0	1	1	0	3	7484

1	2	3	4	5	6	7	8	9	10	11	12	13	14	15	16	17
127	Maldia	1971	0	0	0	0	0	2	2	8	1	4	0	0	2	11450
		1981	0	0	0	0	0	2	2	8	1	1	1	0	0	17600
128	Nabagram	1971	0	0	0	4	1	5	1	7	0	4	2	0	2	11439
		1981	0	0	0	3	1	5	4	9	0	3	1	0	5	17550
129	Pandua	1971	0	1	1	20	0	1	1	7	2	1	2	0	0	12388
		1981	0	0	1	25	0	2	1	8	2	1	4	0	3	17263
130	Singur	1971	0	0	1	50	0	3	0	7	0	4	1	1	0	10957
		1981	0	0	1	60	1	4	3	9	1	4	2	1	0	14868
131	Bandel	1971	0	0	0	0	0	0	0	0	0	0	0	0	0	0
	T.P.P.T.	1981	0	1	0	0	0	1	1	3	0	0	1	0	1	678
132	Kotrung	1971	0	0	0	0	0	0	0	0	0	0	0	0	0	0
		1981	1	0	0	52	0	1	1	2	0	0	0	0	0	4769
	KOCH BIHAR															
133	Haldibari	1971	0	0	1	20	0	2	0	4	1	1	0	10	4	5098
		1981	0	0	1	50	0	3	3	11	1	5	1	1	0	7130
134	Dinhata Sub-	1971	0	0	1	20	1	5	1	10	1	1	1	0	2	11737
	Division	1981	1	0	0	120	1	6	5	12	2	1	4	1	4	14536
135	Gurlahati	1971	0	0	0	0	0	2	0	7	0	0	0	0	0	8960
		1981	0	0	0	0	0	2	2	13	0	0	N.A	N.A	N.A	12774
136	Mathabhanga	1971	0	0	1	20	1	2	2	7	1	1	1	1	3	9167
		1981	2	1	0	25	0	4	4	7	2	1	3	1	0	11053
137	Tufanganj	1971	0	0	1	20	0	2	0	1	1	1	0	0	0	4209
		1981	0	0	1	25	1	3	2	3	1	1	1	0	0	4906
138	Mekliganj	1971	0	3	1	20	0	1	1	4	1	2	0	0	0	3777
		1981	0	0	1	25	0	2	2	4	0	1	1	0	0	4534
	WEST DINAJPUR															
139	Hili	1971	0	1	1	10	0	2	0	11	0	2	0	0	0	6096
		1981	0	1	0	0	0	2	2	12	0	1	1	0	0	6061

1	2	3	4	5	6	7	8	9	10	11	12	13	14	15	16	17
140	Kasba	1971	0	0	0	0	0	0	0	0	0	0	0	0	0	0
		1981	1	0	0	50	0	3	4	5	0	1	1	0	0	6362
141	Dalkhola	1971	0	0	0	0	0	1	1	3	1	2	0	0	0	5622
		1981	0	0	0	0	0	3	2	4	2	0	2	0	0	7402
142	Gangarampur	1971	0	2	1	10	0	3	0	11	0	2	0	1	0	14809
		1981	0	2	1	35	0	6	5	17	2	2	2	1	0	22767
143	Islampur	1971	0	0	1	5	0	2	1	5	1	1	1	0	1	15715
		1981	1	0	0	68	1	4	2	18	3	1	3	0	0	26353
	MALDAH															
144	Jhall Jhalia	1971	0	0	0	0	0	0	0	0	0	0	0	0	0	0
		1981	0	0	0	30	0	1	1	1	0	0	0	0	0	5655
145	Malda	1971	0	1	0	0	0	2	0	7	0	1	0	0	2	6691
		1981	1	0	0	NA	0	3	2	12	0	1	2	0	0	8579
146	Jagannath-pur	1971	0	0	0	0	0	0	0	0	0	0	0	0	0	0
		1981	0	0	0	0	0	0	2	4	0	0	0	0	0	3962
	JALPAIGURI															
147	Odlabari	1971	0	0	0	0	0	0	0	0	0	0	0	0	0	0
		1981	1	1	1	0	0	2	1	3	1	2	1	6	3	8887
148	Uttarlata-beri	1971	0	0	0	0	0	0	0	0	0	0	0	0	0	0
		1981	0	0	1	10	0	2	1	7	1	2	1	1	1	8887
149	Gairkata	1971	0	0	0	0	0	0	0	0	0	0	0	0	0	0
		1981	0	1	0	0	0	1	1	2	1	2	1	0	3	5555
150	Mainaguri	1971	0	0	1	50	0	3	5	5	1	1	1	1	1	15808
		1981	0	0	1	60	0	5	4	13	1	1	2	2	1	19566
151	Mal	1971	0	0	1	10	0	3	1	9	1	2	1	0	5	10951
		1981	1	1	1	22	0	4	3	9	1	2	3	1	6	14991
152	Falakata	1971	0	0	1	10	0	2	1	5	1	1	1	1	0	7194
		1981	1	0	1	50	0	3	3	8	1	1	3	1	1	11998

1	2	3	4	5	6	7	8	9	10	11	12	13	14	15	16	17
153	Damohani	1971	0	1	0	0	0	1	2	6	0	1	0	1	1	7706
		1981	0	1	0	0	0	0	1	11	0	0	1	0	2	10339
154	Alipurduar	1971	1	0	0	91	0	3	2	8	0	1	0	0	1	17787
	Rly.Jun.	1981	1	1	0	80	0	4	2	10	0	2	1	0	0	22968
155	Dhubguri	1971	0	0	1	10	0	2	1	10	1	2	1	4	0	16808
		1981	0	0	1	20	0	3	2	11	1	4	3	4	12	23098
	PURULIA															
156	Chaperi	1971	0	1	0	0	0	1	2	2	1	2	0	0	2	5754
		1981	0	1	1	1	0	2	1	2	0	1	1	0	2	6835
157	Arra	1971	0	0	0	0	0	0	1	7	0	1	1	1	0	12642
		1981	0	0	0	0	0	2	1	11	0	0	2	0	1	15246
158	Balarampur	1971	1	0	0	10	0	2	1	11	1	1	1	0	1	12957
		1981	0	0	1	28	0	4	3	15	2	5	4	2	1	15564
159	Jhalda	1971	0	1	1	12	0	1	3	7	0	1	1	0	0	11747
		1981	0	0	1	25	1	4	3	16	2	6	2	0	0	13194
160	Raghunathpur	1971	0	0	1	10	1	3	0	9	1	3	1	3	6	12721
		1981	0	0	1	10	1	4	4	16	1	1	1	Nil	Nil	15606
161	Adra	1971	1	0	1	182	0	2	1	1	2	2	1	0	0	18638
		1981	1	0	1	192	0	4	2	2	2	4	3	0	1	21108
162	Seontadih	1971	0	0	0	0	0	0	0	0	0	0	0	0	0	0
		1981	1	1	0	2	0	2	1	1	0	1	1	0	1	5305
	HOWRAH															
163	Podara	1971	0	0	0	0	0	0	1	4	0	0	0	0	0	4051
		1981	0	0	0	0	0	0	0	5	0	0	0	0	0	7499
164	Mahiari	1971	0	2	0	0	0	3	1	9	0	1	0	2	1	7765
		1981	1	2	0	0	0	4	3	6	0	1	1	0	1	9821
165	Masila	1971	0	0	0	0	0	0	0	2	0	2	0	0	0	5767
		1981	0	1	0	0	0	0	0	4	0	1	0	0	1	7562

1	2	3	4	5	6	7	8	9	10	11	12	13	14	15	16	17
166	Panchpara	1971	0	0	0	0	0	0	0	0	0	0	0	0	0	0
		1981	2	0	0	0	0	0	2	6	0	1	0	0	0	9723
167	Raghudebbati	1971	0	0	0	0	0	0	0	0	0	0	0	0	0	0
		1981	1	1	0	0	0	5	5	4	0	1	0	1	0	7400
168	Ramchandrapur	1971	0	0	0	0	0	0	0	0	0	0	0	0	0	0
		1981	0	0	0	0	0	0	1	2	0	1	0	0	0	6273
169	Bipranoapara	1971	0	0	0	0	0	0	0	0	0	0	0	0	0	0
		1981	0	0	0	0	0	0	0	3	0	1	0	0	0	6171
170	Khalor	1971	0	0	0	0	0	0	0	0	0	0	0	0	0	0
		1981	0	0	0	0	1	0	1	3	1	1	1	1	0	5783
171	Bhurikali	1971	0	0	0	0	0	0	0	4	1	1	1	0	1	5527
		1981	0	0	0	0	0	2	1	5	0	1	1	1	1	6837
172	Banitabla	1971	0	0	0	0	0	1	0	2	0	3	1	0	0	6496
		1981	0	0	0	0	0	0	0	5	1	0	1	0	1	8979
173	Dakshin Jhaparaha	1971	0	0	0	0	0	1	0	6	0	1	0	2	0	6581
		1981	0	0	0	0	0	2	1	6	0	1	0	1	0	8158
174	Bankra	1971	1	0	1	302	0	1	0	6	0	1	0	0	0	10781
		1981	1	0	1	302	0	1	1	8	0	0	2	1	0	18895
175	Bawria	1971	0	0	0	0	0	0	1	8	0	1	0	0	0	10610
		1981	0	6	0	0	0	0	0	1	0	1	0	0	0	12264
176	Domjur	1971	0	0	1	20	0	1	0	8	1	1	1	1	1	10896
		1981	0	0	1	15	1	2	1	8	1	1	2	0	1	11329
177	Kalara	1971	0	0	1	2	0	1	0	11	0	1	0	1	0	11007
		1981	0	0	1	0	0	1	2	12	0	2	0	1	0	15514
178	Sankrail	1971	0	0	0	0	0	1	1	4	0	0	0	0	0	11300
		1981	1	0	0	14	0	4	2	5	0	0	1	1	0	19326

1	2	3	4	5	6	7	8	9	10	11	12	13	14	15	16	17
179	Saranga	1971	0	0	0	0	0	0	1	9	0	1	0	0	0	11516
		1981	0	0	0	0	0	0	1	12	0	1	1	0	0	17141
180	Jagdishpur	1971	0	0	0	0	0	1	2	16	0	1	0	0	0	5800
		1981	0	0	0	0	0	4	4	40	0	6	0	0	0	11575
181	Jhorhat	1971	0	0	0	0	1	1	0	2	0	1	0	0	0	6379
		1981	0	10	0	0	1	1	1	10	0	2	1	0	1	19356
182	Manikpur	1971	0	0	0	0	0	0	1	5	0	0	0	0	1	9301
		1981	0	0	0	0	0	0	0	5	0	0	1	0	0	14673
183	Nibra	1971	0	0	0	0	0	0	0	2	0	0	0	0	0	9884
		1981	0	0	0	0	0	0	1	6	0	0	2	0	0	13454
184	Panchla	1971	0	0	0	0	0	1	0	8	0	0	1	1	0	7317
		1981	0	0	0	0	0	1	1	9	0	0	1	1	2	14657
185	Amta	1971	0	0	1	10	1	3	0	6	1	2	2	37	20	9777
		1981	0	1	1	10	1	3	3	8	1	2	4	1	0	11589
186	Ranupur	1971	0	0	0	0	0	0	0	6	0	1	0	0	0	9301
		1981	0	1	0	0	0	0	0	5	0	1	1	0	0	12294
187	Chakrapara	1971	0	0	0	0	0	1	1	7	0	2	0	0	0	8126
		1981	0	0	0	0	0	2	2	26	0	4	0	0	1	10724
188	Dhulya	1971	0	0	0	0	0	0	0	3	0	0	0	0	0	6619
		1981	0	0	1	0	0	0	2	4	0	2	0	0	0	10252
189	Makardaha	1971	0	0	0	0	0	0	0	0	0	0	0	0	0	0
		1981	0	0	0	0	0	4	2	4	1	4	1	1	1	4729
190	Santoshpur	1971	0	0	0	0	0	0	0	0	0	0	0	0	0	0
		1981	0	0	0	0	0	0	0	3	0	0	0	0	0	4602
191	Andul	1971	1	0	0	10	0	1	0	3	2	1	1	0	1	3602
		1981	0	0	0	0	0	1	1	2	2	1	1	0	2	4797

1	2	3	4	5	6	7	8	9	10	11	12	13	14	15	16	17
182	Chengrail	1971	0	0	0	0	0	0	3	7	1	1	1	0	0	19845
		1961	0	0	0	0	0	2	1	11	1	1	1	0	1	24379
183	Fort	1971	0	0	0	0	0	0	1	2	1	1	2	0	1	18241
	Gloster	1961	0	0	1	0	0	1	1	3	1	1	1	0	0	26049

Appendix Tables-22-29: Availability of Medical,Educational,Recreational, Banking Facilities and Credit Societies in the Small Towns, 1971 and 1981

UNION TERRITORY DISTT./TOWN		Census Year	Medical				Educational						Banks and Cr. Soc			
			Hosp./NH	Disp	PHC/HC	No.of Beds	College	SS/HSS/ Mt	JS/MD School	Primary School	Cinema	Pbl Lib/ RR	Banks	Ag.Cr. Soc.	Non.Ag. Cr.Soc.	Popu-lation
1	2	3	4	5	6	7	8	9	10	11	12	13	14	15	16	17
ARUNACHAL PRADESH																
	LOHIT															
1	Tezu	1971	1	0	0	50	0	1	0	1	0	1	0	0	0	4182
		1981	1	0	0	46	0	2	1	3	1	2	1	0	1	6239
	LOWER SUBANSIRI															
2	New Itanagar	1971	0	0	0	0	0	0	0	0	0	0	0	0	0	0
		1981	1	1	0	20	1	3	0	1	0	2	3	0	0	6406
3	Old Itanagar	1971	0	0	0	0	0	0	0	0	0	0	0	0	0	0
		1981	1	1	1	33	0	3	1	2	1	2	2	0	0	7710
	WEST SIANG															
4	Along	1971	1	0	0	115	0	1	0	0	0	1	0	0	0	4818
		1981	1	0	0	90	0	2	1	4	2	2	1	0	0	8074
	EAST SIANG															
5	Pasighat	1971	1	0	0	106	1	1	1	0	1	1	1	0	0	5116
		1981	1	0	0	216	1	3	3	5	1	2	1	0	1	9136
	WEST KAMENG															
6	Bomdila	1971	1	0	0	20	0	1	0	1	0	1	0	0	0	3172
		1981	1	0	0	22	0	1	1	1	1	2	1	0	0	3860
CHANDIGARH																
1	Mani Majra	1971	0	1	0	0	0	1	0	2	0	0	1	2	2	14197
		1981	0	0	1	0	0	2	0	2	1	1	5	1	6	28001
2	Burali															
		1971	0	0	0	0	0	0	0	0	0	0	0	0	0	0
		1981	0	2	0	0	0	0	0	0	0	0	2	5	1	10933
3	Attawa	1971	0	0	0	0	0	0	0	0	0	0	0	0	0	0
		1981	0	0	0	0	0	0	0	0	0	0	1	1	0	4247
DADRA NAGAR HAVELI																
1	Silvassa	1971	0	0	0	0	0	0	0	0	0	0	0	0	0	0
		1981	1	0	0	39	0	2	1	8	1	1	3	1	5	6914

1	2	3	4	5	6	7	8	9	10	11	12	13	14	15	16	17
DELHI																
1	Bawana	1971	0	0	0	0	0	0	0	0	0	0	0	0	0	0
		1981	1	1	1	0	0	2	1	2	0	0	1	2	2	12637
2	Goklalpur	1971	0	0	0	0	0	0	0	0	0	0	0	0	0	0
		1981	0	1	0	0	0	0	0	3	0	0	1	1	1	14972
3	Jafferabad	1971	0	0	0	0	0	0	0	0	0	0	0	0	0	0
		1981	0	0	0	0	0	2	2	4	0	0	1	1	0	16146
4	Tigri	1971	0	0	0	0	0	0	0	0	0	0	0	0	0	0
		1981	0	0	0	0	0	0	0	1	0	0	0	0	0	17228
5	Alipur	1971	0	0	0	0	0	0	0	0	0	0	0	0	0	0
		1981	0	0	1	0	1	4	2	3	0	0	1	1	0	9735
6	Mahipalpur	1971	0	0	0	0	0	0	0	0	0	0	0	0	0	0
		1981	1	1	1	0	0	2	1	2	0	0	0	2	1	8765
7	Lado sarai	1971	0	0	0	0	0	0	0	0	0	0	0	0	0	0
		1981	0	0	1	0	0	0	0	2	0	0	1	0	0	6079
8	Deoli	1971	0	0	0	0	0	0	0	0	0	0	0	0	0	0
		1981	0	0	1	0	0	0	1	2	0	0	0	1	0	5798
9	Nangloi	1971	0	0	0	0	0	0	0	0	0	0	0	0	0	0
		1981	0	0	0	0	0	0	0	1	0	0	0	0	0	9899
10	Bijwasan	1971	0	0	0	0	0	0	0	0	0	0	0	0	0	0
		1981	1	1	0	0	0	4	2	2	0	0	1	0	0	7389
11	Bindapur	1971	0	0	0	0	0	0	0	0	0	0	0	0	0	0
		1981	0	0	0	0	0	0	0	2	0	0	0	0	0	9284
12	Chhattarpur	1971	0	0	0	0	0	0	0	0	0	0	0	0	0	0
		1981	1	1	0	0	0	2	1	2	0	0	1	0	1	6504
13	Molarband	1971	0	0	0	0	0	0	0	0	0	0	0	0	0	0
		1981	0	1	0	0	0	2	1	1	0	0	0	1	0	5326

1	2	3	4	5	6	7	8	9	10	11	12	13	14	15	16	17
14	Samapur	1971	0	0	0	0	0	0	0	0	0	0	0	0	0	0
		1981	0	1	0	0	0	2	2	2	0	0	1	0	2	9147
15	Roshanpura	1971	0	0	0	0	0	0	0	0	0	0	0	0	0	0
	Alias Dichaon Khurd	1981	0	0	0	0	0	1	1	2	0	0	0	0	0	5122
16	Rajokri	1971	0	0	0	0	0	0	0	0	0	0	0	0	0	0
		1981	1	0	0	0	0	2	1	2	0	0	1	1	1	5739
17	Pulpehlad	1971	0	0	0	0	0	0	0	0	0	0	0	0	0	0
		1981	0	0	0	0	0	0	0	2	0	0	0	0	0	8788
18	Pooth Khurd	1971	0	0	0	0	0	0	0	0	0	0	0	0	0	0
		1981	1	1	0	0	0	2	2	2	0	0	0	0	0	7145
19	Pehladpur Banger	1971	0	0	0	0	0	0	0	0	0	0	0	0	0	0
		1981	0	1	0	0	0	4	2	1	0	0	0	2	0	5011
GOA DAMAN & DIU																
	GOA															
1	Cheuri	1971	1	2	0	29	0	2	0	3	1	2	2	0	1	1335
		1981	0	0	1	20	0	2	1	3	1	1	0	1	0	1629
2	Pernem	1971	0	1	0	0	0	3	0	1	1	1	2	0	3	2930
		1981	0	0	1	40	0	4	3	10	0	2	2	1	1	3975
3	Valpoi	1971	0	0	1	12	0	3	1	1	0	1	1	1	6	2922
		1981	0	0	1	12	0	3	3	8	0	2	2	1	2	3895
4	Quepem	1971	0	0	1	0	0	1	0	1	1	0	1	0	2	2925
		1981	0	0	0	0	0	2	2	3	1	0	1	1	2	3763
5	Sanguem	1971	1	0	0	20	0	2	0	6	0	1	1	0	3	5006
		1981	0	0	1	20	0	2	2	9	0	2	3	1	2	5977
6	Calangute	1971	0	0	0	0	0	0	0	0	0	0	0	0	0	0
		1981	0	0	0	0	0	4	4	6	1	2	3	1	0	9621
7	Curchorem	1971	0	0	0	0	0	0	0	0	0	0	0	0	0	0
		1981	0	1	1	50	0	4	3	10	2	5	2	1	0	7998

1	2	3	4	5	6	7	8	9	10	11	12	13	14	15	16	17
8	Sicilim	1971	0	0	0	0	0	0	0	0	0	0	0	0	0	0
		1981	1	0	0	10	0	5	5	8	1	2	2	1	1	8692
9	Bicholim	1971	1	0	1	46	0	3	0	5	1	1	3	0	3	8550
		1981	0	0	1	30	0	4	5	6	1	2	4	1	2	11233
10	Ponda	1971	1	0	1	20	0	2	2	7	1	1	5	1	4	7658
		1981	2	0	1	80	0	3	2	6	1	3	8	0	3	15330
11	Canacolim	1971	0	0	0	0	0	0	0	0	0	0	0	0	0	0
		1981	0	1	0	0	0	10	10	22	1	4	3	1	0	12706
	DAMAN															
12	Daman	1971	2	11	1	185	1	3	1	5	1	1	3	0	8	17317
		1981	0	0	1	72	1	2	4	6	1	4	5	1	3	21003
	DIU															
13	Diu	1971	0	1	1	25	0	2	0	4	1	5	3	0	5	6214
		1981	0	0	1	25	0	3	3	5	1	8	4	1	1	8020
LAKSHADWEEP																
1	Amini	1971	0	0	0	0	0	0	0	0	0	0	0	0	0	0
		1981	0	0	1	10	0	1	1	6	0	2	1	1	0	5367
2	Kavaratti	1971	0	0	0	0	0	0	0	0	0	0	0	0	0	0
		1981	1	1-A	0	30	0	2	2	5	0	3	1	1	0	6604
3	Minicoy	1971	0	0	0	0	0	0	0	0	0	0	0	0	0	0
		1981	1	0	0	20	0	1	1	5	0	2	1	1	0	6656
MIZORAM																
	AIZWAL															
1	Champhai	1971	0	0	0	0	0	0	0	0	0	0	0	0	0	0
		1981	1	1	1	50	1	3	3	8	1	0	1	1	8	7487
2	Serchhip	1971	0	0	0	0	0	0	0	0	0	0	0	0	0	0
		1981	1	0	0	30	1	2	5	10	2	1	0	1	6	7329
3	Kolasib	1971	0	0	0	0	0	0	0	0	0	0	0	0	0	0
		1981	1	1	3	30	1	3	5	10	0	1	1	1	4	8282
	CHHIMTUIPUI															
4	Saiha	1971	0	0	0	0	0	0	0	0	0	0	0	0	0	0
		1981	1	0	0	50	0	4	2	7	0	1	0	0	0	7018

1	2	3	4	5	6	7	8	9	10	11	12	13	14	15	16	17
	LUNGLEI															
5	Lunglei	1971	1	0	0	50	1	1	1	7	1	1	0	0	0	6019
		1981	2	1	0	188	1	6	16	30	1	1	1	1	19	17205
PONDICHERRY																
	MAHE															
1	Mahe	1971	1	0	0	77	0	3	2	8	0	11	1	0	7	6972
		1981	1	0	0	110	1	4	4	11	0	3	3	0	10	9588
	YANAM															
2	Yanam	1971	1	0	0	110	1	4	4	11	0	3	1	3	4	8291
		1981	1	0	0	40	1	4	4	13	2	4	1	1	8	11631
	PONDICHERRY															
3	Kurumbapet	1971	0	0	0	0	0	0	0	0	0	0	0	0	0	0
		1981	0	0	0	0	0	0	0	2	0	1	0	0	0	1793