PRG. 2.71 (NEFA)(N)
500



CENSUS OF INDIA 1971

SERIES NO. 24

ARUNACHAL PRADESH

PART III-A : ESTABLISHMENTS REPORT

PART III-B : ESTABLISHMENTS TABLES

J. K. BARTHAKUR,
OF THE INDIAN FRONTIER ADMINISTRATIVE SERVICE,
Director of Census Operations, Arunachal Pradesh.

FEBRUARY, 1972



SHRIMATI INDIRA GANDHI INSIDE A HEALTH ESTABLISHMENT IN THE SUBANSIRI DISTRICT OF ARUNACHAL PRADESH

Photographs by the Directorate of Information and Public Relations, Arunachal Pradesh.

Any statement made, views expressed or conclusions drawn in this report are wholly the responsibility of the author alone in his personal capacity and do not necessarily represent the views of the Government.

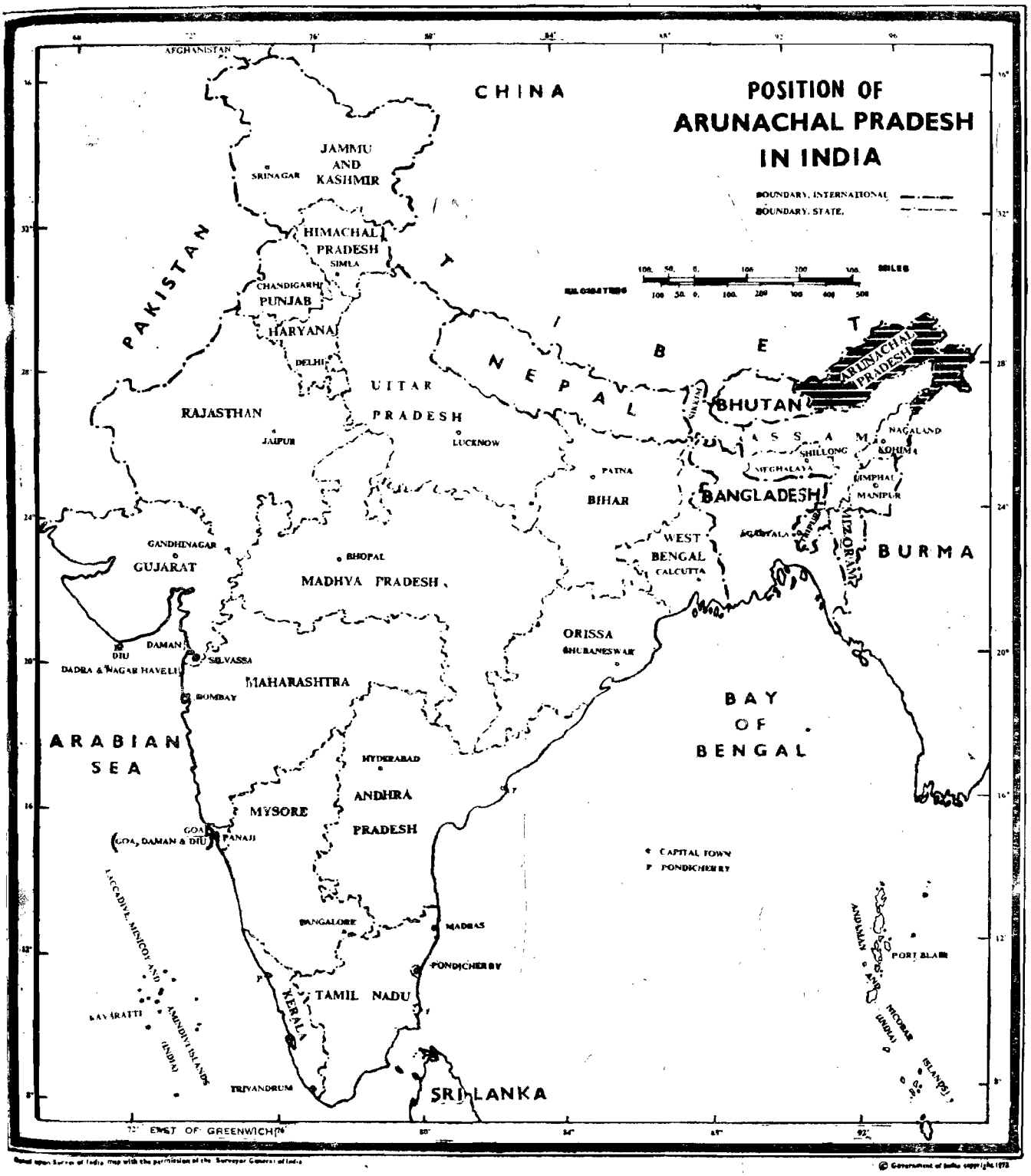

Based upon Survey of India map with the permission of the Surveyor General of India
© Government of India copyright 1972

The territorial waters of India extend into the sea to a distance of twelve nautical miles measured from the appropriate base line.

The boundary of Meghalaya shown on this map is as interpreted from the North-Eastern Areas (Reorganisation) Act, 1971, but has yet to be ver ified.

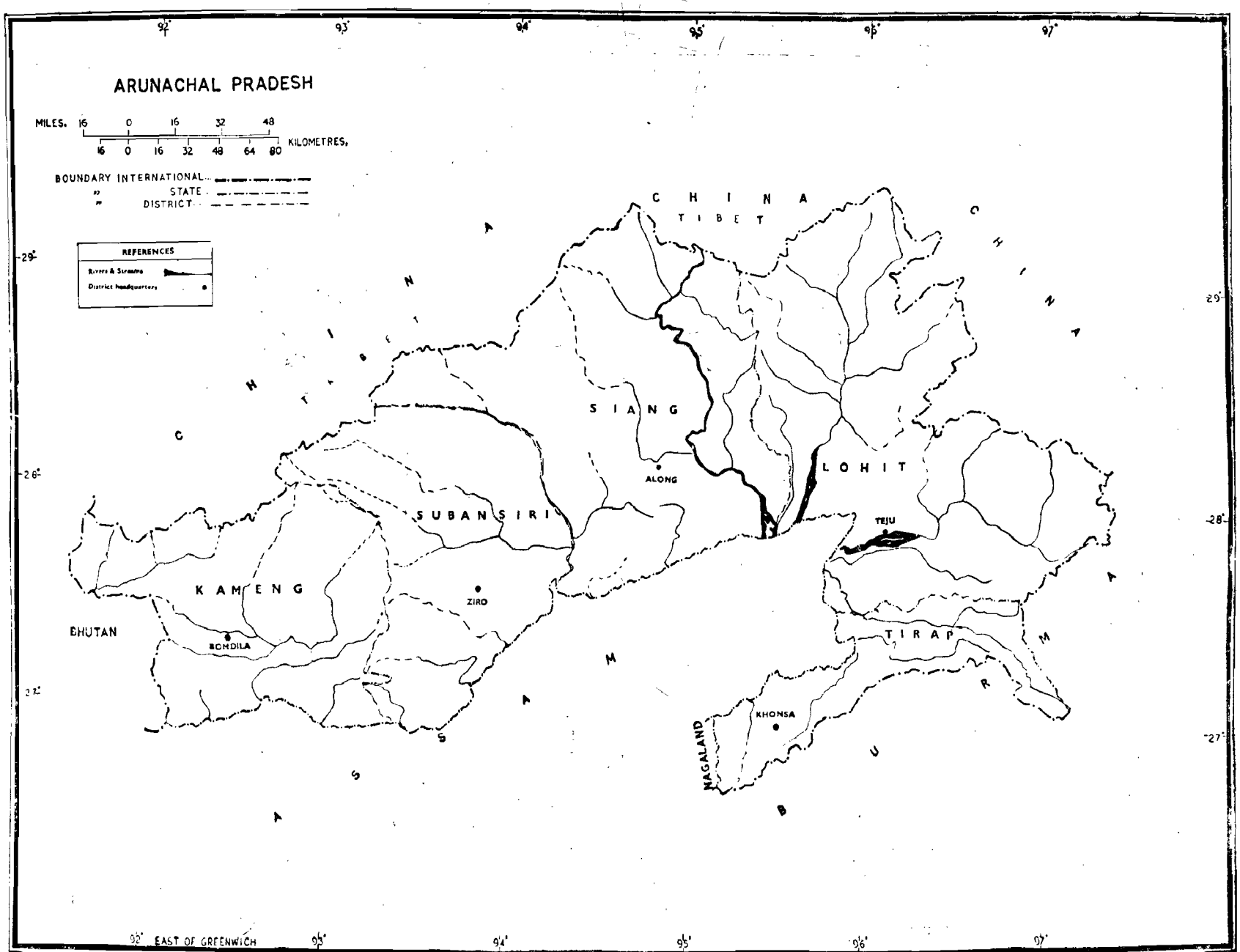

Based upon Survey of India map with the permission of the Surveyor General of India

© Government of India copyright 1998

Arunachal Pradesh is a thinly populated hilly tract lying roughly between the latitudes 26° 28′ N and 29° 30′ N and the longitudes 91° 30′ E and 97° 30′ E on the north-east extremity of India, comprising roughly of 83,578 kilometre squares of area, bordering the international boundaries of Bhutan, Tibet, China and Burma. The Pradesh is known to be rich in flora, fauna, power and mineral potential.

When the 1971 Census was taken in Arunachal Pradesh, the area was known as the North East Frontier Agency (NEFA in short) which was constitutionally a part of the State of Assam. At that time NEFA was directly administered by the President of India through the Governor of Assam as his agent, who was assisted by an adviser. The office of the Adviser to the Governor of Assam was situated at Shillong, the capital of the Assam State.

On the 21st January, 1972, NEFA has been made into a Union Territory under the provisions of the North Eastern Areas (Reorganisation) Act, 1971 (81 of 1971), with the new name of Arunachal Pradesh and placed under the charge of a Chief Commissioner with his headquarters at Shillong, now the capital of the State of Meghalaya.

FIGURES AT A GLANCE

ARUNACHAL PRADESH

1.	Area (Provisional)	83,578 Km2
2.	Population	467,511
3.	Density of Population per Km2	6
4.	Number of districts	5
5.	Average population per district	93,502
6.	Number of Circles	77
7.	Average population per circle	6072
8.	(i) Number of towns	4
	(ii) Towns	

Class	Name of town	Population		
		Persons	Males	Females
Class I to IV (cities and towns with population 10,000 and above)	Nil	Nil	Nil	Nil
Class V (population 5,000-9,999)	PASIGHAT	5,116	3,306	1,810
Class VI (population less than 5,000)	(a) ALONG	4,818	3,511	1,307
	(b) TEZU	4,182	2,773	1,409
	(c) BOMDILA	3,172	2,272	900

9.	(i) Number of inhabited villages	2,973
	(ii) Number of uninhabited villages	Nil
	(iii) Average size of a village	151
	(iv) Villages	

Category	Number of villages	Population		
		Persons	Males	Females
1	2	3	4	5
Total	2,973	450,223	239,369	210,854
(a) Diminutive village (population less than 200)	2,405	178,350	90,976	87,374
(b) Very small village (population 200—499)	413	125,106	66,155	58,951
(c) Small village (population 500—999)	107	72,100	38,428	33,672
(d) Medium village (population 1,000—1,999)	38	49,174	27,379	21,795
(e) Large village (population 2,000—4,999)	10	25,493	16,431	9,062
(f) Very large village (population 5,000—9,999)	Nil	Nil	Nil	Nil
(g) Special village (population 10,000—and above)	Nil	Nil	Nil	Nil

10. **Number of occupied residential houses 73,180**

11. **Use of Census houses :**

Uses of census houses	Total Rural Urban	Number
1. Census houses	Total	81,296
	Rural	77,183
	Urban	4,113
2. Census houses vacant at the time of listing	Total	4,104
	Rural	3,802
	Urban	302
3. (1) Occupied census houses . . .	Total	77,192
	Rural	73,381
	Urban	3,811
(a) Occupied residential census houses .	Total	73,180
	Rural	69,753
	Urban	3,427
(i) Residence	Total	72,214
	Rural	68,983
	Urban	3,231
(ii) Shop-cum-residence . . .	Total	764
	Rural	607
	Urban	157
(iii) Work-shop-cum-residence . .	Total	202
	Rural	163
	Urban	39
(b) Other occupied census houses . .	Total	4,012
	Rural	3,628
	Urban	384

12. **Material of wall and roof of residential census houses :**

Predominant material of wall	Predominant material of roof: Grass, leaves reeds, bamboo, mud, unburnt bricks and wood	Burnt bricks, G. I. sheets, other metal sheets, stone, cement	All other materials and materials not stated	TOTAL
1	2	3	4	5
(a) Grass, leaves, reeds or bamboo, mud, unburnt bricks and wood	61,904	3,984	Nil	65,888
(b) Burnt bricks, G. I. sheets, other metal sheets, stone, cement	2,553	4,739	Nil	7,292
(c) All other materials and materials not stated	Nil	Nil	Nil	Nil
T O T A L .	64,457	8,723	Nil	73,180

13.	(i) Number of households		94,646
	(ii) Number of residential households		92,898
	(iii) Number of Institutional households		1,309
	(iv) Number of Houseless households		439
14.	(i) Number of rooms	Total	136,544
		Rural	130,146
		Urban	6,398
	(ii) Number of persons per room	Total	3·3
		Rural	3·4
		Urban	2·1

15. Households and number of rooms occupied :

Size of rooms	Total Rural Urban	Number of households	Member of census households	Size of census households
One room	Total	64,627	296,402	4·6
	Rural	62,871	292,222	4·6
	Urban	1,756	4,180	2·4
Two rooms	Total	18,053	88,354	4·9
	Rural	16,725	83,321	5·0
	Urban	1,328	5,033	3·8
Three rooms	Total	6,964	39,842	5·7
	Rural	6,536	37,839	5·8
	Urban	428	2,003	4·7
Four rooms	Total	2,198	16,501	7·5
	Rural	2,082	15,582	7·5
	Urban	116	919	7·9
Five rooms or more	Total	1,056	11,638	11·0
	Rural	877	10,285	11·7
	Urban	179	1,353	7·6

16. Census households by size and tenure status :

Size of households	Tenure status	Total	Rural	Urban
1	2	3	4	5
One person	Total	8,059	7,387	672
	Owned	5,782	5,649	133
	Rented	2,277	1,738	539
Two persons	Total	10,667	10,037	630
	Owned	8,666	8,477	189
	Rented	2,001	1,560	441
Three persons	Total	13,025	12,492	533
	Owned	11,010	10,919	91
	Rented	2,015	1,573	442
Four persons	Total	14,220	13,733	487
	Owned	12,666	12,570	96
	Rented	1,554	1,163	391
Five persons	Total	13,367	12,871	496
	Owned	11,435	11,284	151
	Rented	1,932	1,587	345
Six or more persons	Total	33,560	32,571	989
	Owned	29,771	29,428	343
	Rented	3,789	3,143	646
TOTAL	Total	92,898	89,091	3,807
	Owned	79,330	78,327	1,003
	Rented	13,568	10,764	2,804

17. Distribution of census houses, households and rooms with persons occupied :

Arunachal Pradesh/ District	Total Rural Urban	Number of census houses				Number of census households				Number of rooms occupied	Persons (Excluding Institutional and houseless)
		Total	Occupied residential	Occupied for other purposes	Vacant	Total	residential households	Institutional households	Houseless households		
1	2	3	4	5	6	7	8	9	10	11	12
ARUNACHAL PRADESH	Total	81,296	73,180	4,012	4,104	94,646	92,898	1,309	439	136,544	452,737
	Rural	77,183	69,753	3,628	3,802	90,457	89,091	927	439	130,146	439,249
	Urban	4,113	3,427	384	302	4,189	3,807	382	..	6,398	13,488
KAMENG .	Total	14,889	13,043	643	1,203	18,189	17,900	218	71	25,131	82,672
	Rural	14,359	12,590	578	1,191	17,484	17,227	186	71	23,889	79,970
	Urban	530	453	65	12	705	673	32	..	1,242	2,702
SUBANSIRI .	Total	12,256	11,427	440	389	20,653	20,311	79	263	23,007	98,021
	Rural	12,256	11,427	440	389	20,653	20,311	79	263	23,007	98,021
	Urban	—	—	—	—	—	—	—	—	—	—
SIANG . .	Total	23,803	21,474	1,283	1,046	24,847	24,428	417	2	28,322	118,356
	Rural	21,082	19,212	1,010	860	22,297	22,051	244	2	24,486	110,152
	Urban	2,721	2,262	273	186	2,550	2,377	173	—	3,836	8,204
LOHIT . .	Total	11,243	10,116	477	650	12,260	11,705	481	74	21,548	57,381
	Rural	10,381	9,404	431	546	11,326	10,948	304	74	20,228	54,799
	Urban	862	712	46	104	934	757	177	—	1,320	2,582
TIRAP . .	Total	19,105	17,120	1,169	816	18,697	18,554	114	29	38,536	96,307
	Rural	19,105	17,120	1,169	816	18,697	18,554	114	29	38,536	96,307
	Urban	—	—	—	—	—	—	—	—	—	—

18. Number of Establishments

Sector		Broad Type			
	Total Rural Urban	Manufacturing, Processing and servicing establishments	Trade or Business establishments	Other Establishments	Total
1	2	3	4	5	6
(a) Govt. or Quasi Govt.	Total	44	169	1,739	1,952
	Rural	32	156	1,554	1,742
	Urban	12	13	185	210
(b) Private	Total	244	1,395	1,313	2,952
	Rural	206	1,174	1,212	2,592
	Urban	38	221	101	360
(c) Co-operative	Total	4	70	—	74
	Rural	4	60	—	64
	Urban	—	10	—	10
Total	Total	292	1,634	3,052	4,978
	Rural	242	1,390	2,766	4,398
	Urban	50	244	286	580

19. Size of employment in manufacturing, processing, servicing establishments other than household industries classified by Registered Factories and Un-Registered Workshops :

Size of employment	Total Rural Urban	Registered Factories		Size of employment	Total Rural Urban	Un-registered Factories	
		Number	Persons employed			Number	Persons employed
1	2	3	4	5	6	7	8
Total .	Total	2	800	Total	Total	110	612
	Rural	1	500		Rural	89	448
	Urban	1	300		Urban	21	164
10—19 persons . .	Total	—	—	One person . .	Total	22	22
	Rural	—	—		Rural	21	21
	Urban	—	—		Urban	1	1
20—49 persons . .	Total	—	—	2—4 persons .	Total	37	129
	Rural	—	—		Rural	31	107
	Urban	—	—		Urban	6	22
50—99 persons . .	Total	—	—	5—9 persons .	Total	33	252
	Rural	—	—		Rural	25	189
	Urban	—	—		Urban	8	63
100—299 persons . .	Total	—	—	10—19 persons .	Total	18	209
	Rural	—	—		Rural	12	131
	Urban	—	—		Urban	6	78
300—499 persons . .	Total	1	300	Persons unspecified	Total	—	—
	Rural	—	—		Rural	—	—
	Urban	1	300		Urban	—	—
500+	Total	1	500				
	Rural	1	500				
	Urban	—	—				
Persons Unspecified .	Total	—	—				
	Rural	—	—				
	Urban	—	—				

20. Number of establishments distributed according to uses of Fuel or Power :

Kind of Fuel or Power used	Total Rural Urban	Factories or Workshops excluding household industries		Household industries establishments	
		Number	Persons Employed	Number	Persons Employed
1	2	3	4	5	6
Total	**Total**	**112**	**1,412**	**180**	**610**
	Rural	**90**	**948**	**152**	**461**
	Urban	**22**	**464**	**28**	**149**
(I) All Fuels/Power	**Total**	**29**	**630**	**27**	**100**
	Rural	**25**	**603**	**22**	**65**
	Urban	**4**	**27**	**5**	**35**
(a) Electricity	**Total**	**1**	**500**	—	—
	Rural	**1**	**500**	—	—
	Urban	—	—	—	—
(b) Liquid Fuel	**Total**	**4**	**19**	—	—
	Rural	**3**	**10**	—	—
	Urban	**1**	**9**	—	—
(c) Coal, Wood and Bagasse	**Total**	**24**	**111**	**27**	**100**
	Rural	**21**	**93**	**22**	**65**
	Urban	**3**	**18**	**5**	**35**
(d) Other power	**Total**	—	—	—	—
	Rural	—	—	—	—
	Urban	—	—	—	—
(II) Manual	**Total**	**83**	**782**	**153**	**510**
	Rural	**65**	**345**	**130**	**396**
	Urban	**18**	**437**	**23**	**114**

21. Trade/Commerce and 'other' establishments distributed by size of employment :

Employment size	TOTAL RURAL URBAN	Trade / Commerce		Other establishments	
		Number	Persons Employed	Number	Persons Employed
1	2	3	4	5	6
Total . .	Total	1,634	3,838	3,052	12,932
	Rural	1,390	3,115	2,766	10,152
	Urban	244	723	286	2,780
1— person	Total	713	713	358	358
	Rural	638	638	334	334
	Urban	75	75	24	24
2—4 Persons	Total	689	1,968	851	2,160
	Rural	566	1,596	797	1,959
	Urban	123	372	54	201
5—9 persons	Total	126	810	689	4,244
	Urban	97	627	616	3,747
	Urban	29	183	73	497
10—19 persons	Total	26	325	339	4,303
	Rural	19	232	282	3,630
	Urban	7	93	57	673
20—49 persons	Total	1	22	40	1,001
	Rural	1	22	16	382
	Urban	—	—	24	619
50—99 persons	Total	—	—	17	866
	Rural	—	—	2	100
	Urban	—	—	15	766
100 persons	Total	—	—	—	—
	Rural	—	—	—	—
	Urban	—	—	—	—
persons unspecified	Total	79	..	758	—
	Rural	69	—	719	—
	Urban	10	—	39	—

PREFACE

This report on the establishments of Arunachal Pradesh is named Part-III of the census publications. But the materials upon which the report bases, were collected as supplementary work of houselisting conducted as preliminary to taking of 1971 Census, and this report was actually written after we had sent the Housing Report etc. to the press as Part-IV of the census publications. As such, this report, although it bears the name Part-III, should be read after and in continuation of the Housing Report serialised as Part-IV, and not the other way round. Many essential points which had been incorporated in the Housing Report, have not been reproduced in this volume. Therefore, an independent reading of this report may handicap the readers.

The information contained in this report were not available earlier. The Administration and the others will use these for the first time. The value of this report is perhaps enhanced by our finding that the employment generated in the establishments classified by industries, specially in certain specialised sectors of the economy like manufacturing, processing or servicing, trade or commerce etc. had been more reliably collected in Arunachal Pradesh through canvassing of the Establishment Schedules than during the actual census enumeration. Discussions on this find place in Chapters I and III. The traditional background of the Pradesh and their effects on the emerging trends in the specialised sectors of the economy like manufacturing in workshops and household industries, trade and commerce etc. are given in Chapter II.

The traditional as well as the modern developments have been attempted to be represented pictorially by a number of photographs obtained largely through the courtesy of the Director of Information and Public Relations, Arunachal Pradesh.

Acknowledgements had been made in the preface to the Housing Report (Part-IV) to various persons and bodies who had made the census taking in general, and the canvassing of Houselist and the Establishment Schedules in particular, a success in Arunachal Pradesh. I shall mention again the names of Shri A. Roy Choudhury, Tabulation Officer and Shri B. C. Das, Assistant Compiler for the pains they had taken to prepare the tables given in this volume. I shall add the name of Shri N. Das, Typist, for helping me to type out the report.

J. K. BARTHAKUR

Director of Census Operations,
Arunachal Pradesh

Shillong
15-2-1972

CONTENTS

		Page
FIGURES AT A GLANCE		ix–xvii
PREFACE		xix
PART III-A	Establishments Report	
Chapter I :	Introduction	1–5
Chapter II :	Distribution of establishments	9–29
Chapter III :	Size of Employment and types of power or fuel used	39–44
PART III-B	Establishments Tables	
E-I :	Distribution of establishments by broad types	52
E-I.I :	Distribution of 1000 establishments by broad types in rural and urban areas separately	53
E-II Part A :	Distribution of manufacturing, processing or servicing establishments other than household industries classified by registered factories, unregistered workshops and size of employment	54–61
E-II Part A-I :	Distribution of 1000 manufacturing, processing or servicing establishments other than houe-household industries as registered factories, unregistered workshops, by Division/Major group of N.I.C. and by size of employment in rural and urban areas	62–65
E-II Part B :	Distribution of manufacturing, processing or servicing establishments other than household industries classified by industry, fuel/power or manual used and size of employment	66–90
E-II Part B-I :	Distribution of 1000 manufacturing, processing or servicing establishments other than household industries by Division/Major group of N.I.C. and the kind of fuel/power used and size of empolyment	91–107
E-II Part C :	Distribution of household industry establishments classified by industry, fuel/power used and size of employment	108–124
E-II Part C-I :	Distribution of 1000 establishments which are household industries in each Division/Major group of N.I.C. and kind of fuel/power used and size of employment	125–145
E-III :	Distribution of trade/commercial establishments classified by the type of business or trade and size of employment	146–151
E-III-I :	Distribution of 1000 trade/commercial establishment in each Division/Major Group of N.I.C. by size of employment in rural and urban areas separetely	152–157
E-IV :	Distribution of establishments (other than manufacturing, processing or servicing or business and trade establishments) by size of employment	158–163
E-IV-I :	Distribution of 1000 establishments (other than manufacturing, processing or servicing or business and trade establishments) in each Division/Major group of N.I.C. by size of employment in rural and urban areas separately	164–169
APPENDICES		
ILLUSTRATIONS		
INSET STATEMENTS		

LIST OF APPENDICES

		Pages
Appendix I	: Houselist	173–174
Appendix II	: Instructions to enumerators for filling up the Houselist	175–180
Appendix III	: Establishment Schedule	181
Appendix IV	: Instructions to enumerators for filling up the Establishment Schedule . . .	182–184
Appendix V	: Improtant circulars issued by the Registrar General, India, for processing of the Establishment Schedule	185
Appendix VI	: National Industrial Classification (N. I. C.)—1970	193–203
Appendix VII	: Census of India 1971, List of Publications	204
Appendix VIII	: List of agents for the sale of Government of India Publication as on 31-3-1970. .	205–216

LIST OF ILLUSTRATIONS

		PAGE
1.	Shrimati Indira Gandhi inside a health establishment in the Subansiri district of Arunachal Pradesh (One photo—graph halftone)	i
2.	Position of Arunachal Pradesh in India (Map—line)	v
3.	Arunachal Pradesh (Map—line)	vi
4.	District population of Arunachal Pradesh (Pi diagram—line)	7
5.	Establishments by Sectors and broad Types (Map—line)	8
6.	Textile production at home (and) at institution (Four photographs—halftone)	13
7.	Shearing of wool, cutting of wool, carpet making (Four photographs—half tone)	14
8.	Spinning at home, spinning at class, tailoring class, blacksmithy class (Four photographs—halftone)	15
9.	Paper making in the Kameng district (Four photographs—halftone)	16
10.	Horticulture and the fruit industry (Three photographs—halftone)	17
11.	Carpentry class, furniture making class, wood carving class, wood carvers at Bomdila (Four photographs—halftone)	18
12.	Elephant working in the Assam Saw Mills, Namsai, private enterpreneur running saw mill, a saw mill (Three photographs—halftone)	19
13.	Artistic products (Three photographs—halftone)	20
14.	Improved agriculture leads to new types of establishments (Four photographs—half-tone)	21
15.	Crushing of edible oil seeds, crushing of sugar cane, paultry farm, cattle farm (Four photographs—halftone)	22
16.	Health establishments (Three photographs—halftone)	31
17.	Nurse's training and other hospital scenes (Three phographs—halftone)	32
18.	Primary schools (Four photographs—halftone)	33
19.	Teaching, adult literacy (Four photographs—halftone)	34
20.	Secondary education, college education (Four photographs—halftone)	35
21.	Some social work establishments (Three photographs—halftone)	36
22.	Religious establishments (Four photographs—halftone)	37
23.	Government buildings, modernised trade and business (Four photographs—halftone)	38
24.	Employment in districts by broad Types of establishments 1971 (Histogram—line)	45
25.	Employment by size of establishment 1971 (Map—line)	46
26.	Employment in establishments (Map—line)	47
27.	Employment in establishments by N. I. C. Major groups of the employeds (Pi diagram—line)	49
28.	Establishments by N. I. C. Major Groups, 1970 (Pidiagram—line)	50

LIST OF INSET STATEMENTS

CHAPTER I

PAGE

Table 1.1 : Statement showing the Government Departments from where the census enumerators and supervisors were drawn 2

CHAPTER II

Table 2.1 : Distribution of establishments in towns and villages 9

Table 2.2 : Distribution of establishments by Sector 9

Table 2.3 : Distribution of establishments by broad Types 10

Table 2.4 : Distribution of establishments by broad Types and Sectors 10

Table 2.5 : Distribution of estalbishments by districts 11

Table 2.6 : Distribution of establishments by districts and Sectors 11

Table 2.7 : Distribution of establishments by districts and broad Types 12

Table 2.8 : Distribution of the Manufacturing, Processing or Servicing establishments by districts and Sectors . 23

Table 2.9 : Percentage distribution of the Manufacturing, Processing and Servicing establishments by Sector and districts 24

Table 2.10 : Distribution of the Manufacturing, Processing or Servicing establishments by district and Household Industries 24

Table 2.11 : Distribution of Trade or Business establishments by districts and Sectors 26

Table 2.12 : Percentage distribution of the Trade or Business establishments Sector-wise and by the districts . . 26

Table 2.13 : Distribution of Trade or Business establishments by districts and Categories 26

Table 2.14 : Distribution of 'Other' establishments by rural and urban divisions and Categories . . . 27

Table 2.15 : Distribution of educational establishments per 1000 population and literacy rates by districts . . 27

Table 2.16 : Educational institutions in India and other areas 28

Table 2.17 : Public Health institutions in India, Arunachal Pradesh and other areas 28

Table 2.18 : Distribution of Public Health establishments and their occurrence per 10,000 persons by districts . 28

Table 2.19 : Distribution of 'Other' establishments by Sector and districts (Excepting educational and public health establishments) 29

CHAPTER III

Table 3.1 : Distribution of workers and employment in establishments by districts 40

Table 3.2 : Distribution of Trade/Commerce establishments by size of employment 42

Table 3.3 : Employment in Trade/Commerce establishments by districts and size of establishments . . . 42

Table 3.4 : Percentage distribution of employment in Trade or Business and Industrial establishments . . 42

Table 3.5 : Distribution of retail trade in 'food and food articles, beverage, tobacco and intoxicant' establishments in the districts along with employment 43

Table 3.6 : Districtwise analysis of 'Other' estabishments not reporting employment 43

Table 3.7 : Distribution of 1000 persons employed in all establishments by district and rural/urban differential . 44

PART III-A

ESTABLISHMENTS REPORT

ESTABLISHMENTS REPORT

CHAPTER I

INTRODUCTION

This report bases upon canvassing of the Establishment Schedule as a complementary work of the houselisting operation conducted in Arunachal Pradesh while taking the 1971 Census. For taking of census, numbering and listing of houses constitute an unavoidable preliminary. The physical numbering of houses and listing of inmates found in each house, are primarily done in census with two objects in view. Firstly, the houses are located and identified. Secondly, a reliable preliminary estimate of population is obtained upon which the details like determining the quantum of printing of forms, supply of stationery etc. are worked out. In addition to these, some important matters of demographic and sociological interest, such as searching for indication of maladjustment in the growth between population and housing, the quantitative response of the society to the ever present problem of search for a roof overhead, and the likely indication of the overall economic condition of the community with the standard of housing (for it is common to assess a man at the first encounter by where and how he lives), pattern of conventional formation of capital with relation to economic exploitation of forests and industrial conversion of minerals and quarry products into building materials, congestion and related probelms in towns and large villages, income generated in the housing sectors, are usually attempted at and derived from the large scale field operation of houselisting done as preliminary to census taking and subsequent detailed studies. The practice of housenumbering itself is of considerable importance because the same conducted on a uniform basis throughout the country, provides basic material for delimitation of wards of cities, towns and large villages; and enables a complete stranger to find out a particular location with the least confusion.

Housenumbering and Houselisting upto 1961 Census

However, the usual practice of housenumbering and houselisting remained more or less a local effort till 1951 Census. Each State was required to design its own houselist forms till then. Though such a practice derived the advantage of having the definitions of census house, census household and other concepts related with housenumbering and houselisting well adapted to the local conditions, the more serious disadvantages of finally having sets of housing data not comparable between the States and the consequent uselessness of the aggregates built up at the national level, eventually led to the realisation that an acute problem of lack of data on housing existed at all levels. In consideration of this, during 1961 Census the Registrar General, India, devised a standard schedule with more or less uniform coverage, definition and comparability, for the purpose of carrying out the houselisting operation throughout the country. The attempt proved a sucess and the houselist yielded some valuable basic data on housing which were not available hitherto. For this reason, the houselisting operation of 1961 Census was regarded as a sort of a simple housing census.

The 1971 Houselist has an added advantage over the 1961 Houselist. The former maintained comparability with the latter in every respect, but it covered the establishments with a separate schedule called the Establishment Schedule collecting more details about them. The Houselist of 1971 contained details of the location of a building and the census houses contained therein; materials of wall and roof; use to which the census-houses were put to (e.g. whether residence, shop, shop-cum-residence, business, factory, workshop, workshop-cum-residence, school, bank, commercial house, office, hospital and hotel etc. or vacant); whether wholly or partly used as residence; the details regarding the households such as whether the households belonged to scheduled-castes or scheduled-tribes, the names of castes or tribes; number of living rooms in the occupation of the census households, whether the households lived in owned or rented house, the male and female breakups of the persons normally residing in the census households, and whether or not households cultivated land. The houselist and the instructions given to the enumerators are reproduced at Appendix I and Appendix II respectively. The result of canvassing the Houselist has been published separately (Part IV(A) and (B) : Housing Report and Tables).

Houselist of 1971 Census

As has already been stated, housenumbering and houselisting are primarily required to be done for the purpose of locating a house and obtaining estimate of the population to be covered during actual taking of census. Evidently, these two operations are required to be carried out long before the actual census enumeration takes place. That is why the operation of housenumbering and houselisting was carried out in the rest of the country 6 to 10 months. prior to actual taking of census. But as the decision for housenumbering and houselisting was taken in Arunachal Pradesh

Houselisting and housenumbering was done together with census enumeration in Arunachal Pradesh

rather late, these two operations had to be carried out by the enumerators when they visited the villages for census enumeration. That is, the operations of housenumbering, houselisting (including canvassing of the Establishment Schedule) and census enumeration, took place in Arunachal Pradesh during a single visit of the enumerator to the villages. On arriving at a village for taking of census, the enumerator first physically numbered the houses, filled in the Houselist and the Establishment Schedule and then carried out the actual cenus enumeration.

Methodology of houselisting and housenumbering in Arunachal Pradesh

The actual process of housenumbering and houselisting amounted to, firstly, physical location of the houses or village or the town block already shown on the ferro-printed notional map supplied to the enumerator, encircling on the map the houses that have since been dismantled and superimposing on the map the location of the houses constructed after the map was drawn. Secondly, after the enumerator had satisfied himself that all the houses had been correctly located on the map, the enumerator started physically numbering the houses in a systematic manner and simultaneously writing down the housenumbers against the houses appearing on the village notional map. Thirdly, the enumerator called on the houses and collected the required particulars about the houses and the residents, in the Houselist form and wherever necessary, in the Establishment Schedule. After completing the operation of listing the houses thus, the enumerators went round the houses once more, this time carrying out the actual census enumeration.

The enumerators and the supervisors were given intensive training by the District and the Subdivisional Census Officers. All the enumerators and the supervisors were government servants. The following table shows the departments from where the enumerators and the supervisors were drawn :

TABLE 1.1

Statement showing the Government Departments from where the census enumerators and supervisors were drawn

Department	Enumerators	Supervisors	Total
1	2	3	4
Agriculture	197	93	290
Education	292	27	319
Medical	92	43	135
General Administration & other departments	118	47	165
Engineering	15	27	42
Others	61	6	67
Total	775	243	1018

The main concepts adopted for houselisting are given below:

Census house

The 'census house' defies a fool proof definition. For the purpose of 1971 Census the census house was defined as the building or part of the building having a separate main entrance from the road or any courtyard or staircase etc. used or recognised as a separate unit. It may be inhabited or vacant. It may be used for residential or non-residential purpose or both.

If a building had a number of flats or blocks which were independent of one another having separate entrances of their own from the road or a common staircase or a common courtyard leading to a main gate, they were considered separate census houses. If within a large enclosed area there were separate buildings then each such building was treated as a separate census house. If all the structures within an enclosed compound were together treated as one building, then each structure with a separate entrance was treated as a separate census house.

As for example, a 'Gompa' might be a single building having many census houses used for different purposes such as shrine, dormitory, guest house, school etc. The parts of the Gompa used for such different purposes were treated as separate census houses. On the other hand, a hostel building where the door of each room in which an inmate lived opened to a common verandah or staircase, was treated as one census house only. In some parts, the pattern of habitation was such that a single household occupied a group of huts within an enclosed fence which had one main entrance. Each of the apparently separated structures was an integral part of the housing unit. In such cases, it was considered more realistic to treat the group as one census house Care was taken to ascertain if only one household occupied such a unit or was shared by more than one household. Thus the definition of a census house was to be applied having due regard to the actual situation when as exceptional case was confronted with. A stock taking was done by the district authority about the probable peculiar situations that might have to be confronted with by the enumerator, and the enumerators were cautioned and given special instructions to cope with such situations.

Census household

A 'household' was defined as a group of persons who commonly lived together and would take their meals from a common kitchen unless the exigencies of work prevented any of them from doing so. It might be made up of related or unrelated persons. A cook or a servant living in the house of his employer and taking his food there, was considered as a member of the master's household. A hotel where

a number of unrelated persons lived together, was an institutional household. So was a jail, a hospital, a hostel, a rest house etc.

The definition of 'household' as given above had been universally accepted and served tne purpose of determining the size of the smallest economic as well as demographic units of the population. But it was a common experience that in Arunachal Pradesh, in the areas where polygamy was practised and where all the wives lived together in the same house, sometimes the wives were alloted with separate patches of land for cultivation and the agricultural products of these separate patches of land cultivated by each wife were stored in separate granaries. The wives cooked separately in different hearths to feed the children born to them and the visiting or dependent members of their parental clans. In such cases, a strict application of the above definition would result in showing as if there were as many households as there were number of wives living in the house. Though such a picture would not vitiate the concept of grouping the population into smallest economic units, the concept of grouping them into smallest demographic units would be adversely affected. Therefore, in these cases, inspite of the partaking of meals cooked separately in separate hearths, the entire family was treated as one housenold of whom the husband was shown as the head of the household.

The Establishment Schedule, which was canvassed as complementary to the Houselist, contained the Census House Number, name of tne esatblishment, and of proprietor; whether the establishment was in the government or quasi government, private or cooperative sector; the average number of persons working daily last week or in the last working season including the proprietors and the family workers; if the establishment was one of manufacturing, processing or servicing then whether it was a houshold industry or registered factory or unregistered workshop, description of the products, processing or servicing done, type of fuel or power used; if the establishment was one of trading then the description of the goods bought or sold and whether the same was done by wholesale or retail; and if used for any other purpose, then the description thereof such as government office, scnool, hospital, railway station, barber's saloon, cinema theatre, hotel, tea shop etc. The Establishment Schedule and the instructions given to the enumerators are reproduced as Appendix III and Appendix IV respectively.

Establishment Schedule of 1971 *Census*

An "Establishment" was defined as a place where goods were produced or manufactured not solely for domestic consumption, or where servicing and/or repairing was done as a factory, workshop or household industry, or a place where retail or wholesale business was carried on or commercial services were rendered, or an office, public or private, or a place of entertainment or where educational, religious, social or entertainment services were rendered. It was necessary that in all these places one or more persons were actually working. Thus, an establishment would cover manufacturing, trade and other establishments where people worked.

Establishment

Examples ;

A factory or a workshop or workshop-cum-residence or a trading or other establisnment, i.e. where some kind of production, processing repair or servicing was undertaken or where goods or articles were made and sold, or some business was being carried on such as a grocery shop, a pan shop, restaurant, bank, hotel or an office was functioning such as Government office, Commercial office, or an institution was being run such as scnool, college, hospital, dispensary, etc., and where one or more persons were working.

An Establishment might occupy a census house or a group of census houses or a part of a census house.

The respondents were fully assured that the information collected would be treated as completely confidential and used for statistical purposes only and would not be used as evidence against any individual or establishment for any purpose. The respondents were encouraged to furnish truthful replies without any reservation.

An establishment was treated as a Government or quasi-government institution if the Central or State government or local authority such as the Zilla Parishad completely owned or had a majority of shares as to control the management of the establishment.

Government, private and cooperative establishments

Private establishments were those owned and managed by private individuals or corporate bodies not being co-operative institutions or government or quasi-government institutions.

Establishments registered under the co-operative societies registration law of the State alone were deemed to have fallen in the category of "Cooperative".

A "Household Industry" was defined as an industry conducted by the head of the household himself or herself and/or mainly by the members of the household, at home or within the village in rural areas and only within the premises of the house where the household lived in the urban areas. The household industry was not to be run on the scale of a registered factory.

Household industry

There were four ingredients of a household industry:—

(i) nature of activity

(ii) participation
(iii) location and
(iv) size

(*i*) *Nature of activity*:—A household industry related to production, processing, servicing, repairing, or making and selling (but not merely selling) of goods. It was not to include professions such as a pleader or doctor or barber, musician, dancer, washerman (Dhobi), astrologer etc. or merely trade or business even if such professions trade or services were conducted at home by members of the household.

(*ii*) *Participation*:—The head of the household and/or one or more members of the household must participate in such an industry. If it was run primarily by hired labourers, the 'participation' ingredient of the household members would not be satisfied and it would not be a 'Household Industry.' The industry might run with the help of hired workers but the head and/or members of the household must be mainly participating in the industry and not be solely dependent on hired workers. "Actual Work" participation included "supervision and direction".

(*iii*) *Location*:—The industry was to be located within the premises of the house where the household lived in urban areas; if it was situated at a place other than at home, it would not be termed as household industry in urban areas. In rural areas, however, the industry might be located either at home or anywhere within the village limits. In rural areas, even though the industry was not situated at home, there was a greater possibility of the members of the household participating in it if it was located within the village limits.

(*iv*) *Size*:—The industry was not to be run on the scale of a registered factory. Irrespective of the location and participation by the members of the household, if the industry or workshop was qualified to be registered under the Factories Act, then it would not be treated as a household industry.

Registered Factory

Registered Factory:—A factory which was qualified to be registered under the Indian Factories Act was treated as a "Registered Factory". A factory using power and employing 10 or more persons and a factory not using power but employing 20 or more persons were treated as "Registered factories".

Unregistered Workshop

Unregistered Workshop:—Workshop was a place where some kind of production, processing, servicing, repairing or making of goods for sale was going on. A workshop which was qualified to be registered under the Indian Factories Act was treated as a registered factory and the others as unregistered workshops. Workshops which were run as household industries were treated as household industry.

Trading, business and commercial establishments

Trading or business establishments were those where some trading i.e., transactions involving sale and/or purchase of goods went on.

Establishments rendering commercial service were the banks, money lending firms, pawn shops, etc.,

The Inspection Bunglows the Dak Bunglows and the tiny temples were treated as establishments.

Utility and limitation of the data yielded

The utility of the data yielded by the Establishment Schedule is particularly significant in respect of the unorganised sector comprising of the unregistered workshops, household industries, small business houses and other establishments for which hardly any reliable data exist although they provide employment to a considerable section of the labour force. For Arunachal Pradesh, the data yielded by this schedule is of special importance as bulk of the establishments belong to this category. However, there are certain limitations of the data. Only the establishments located in buildings, that is, in structures with walls and a roof, were covered. Open air establishments and itinerant vendors were not covered by the inquiry.

Tabulation of Establishment schedule

The Establishment Schedules were manually tabulated in the office of the Director of Census Operations, Arunachal Pradesh, Shillong on full count basis, as against mechanical processing and tabulation of the data done for the major States of the country. Some of the guidelines provided by the Registrar General, India in this respect, are reproduced as Appendix V.

The following were the types of errors found at the processing stage of Establishment Schedule.

(i) The entries regarding the Government/quasi-Government and Co-operative institutions were sometimes found missing and number of employees omitted.

(ii) The entries regarding registered/unregistered workshops were generally found missing.

(iii) In some cases, adequate description of the articles produced was not given. The power and fuel used were categorised in a rather careless manner.

(iv) The entries in respect of the description of the goods bought and sold were not given.

It was found possible to correct most of the errors in the Tabulation Office itself with reference made to the entires in other coloumns of Establishment Schedule, the filled in coloumns of the Houselist and other census schedules like Population Record and the Individual Slip. As all the filled in schedules relating to houselisting and census enumeration of an Enumera-

tor's Block were put by the enumerator inside a single polythene paper bag, a cross-reference made to correct the doubtful entries found in the Establishment Schedules with the Houselist and other census schedules and *vice versa*, was possible and proved to be extremely useful. However, some cases of inconsistencies had to be referred to the Charge Superintendents who were able to provide a correction or explanation thereof.

The employment data thrown out by the Establishment Schedules, have a special significance. Here the information was collected from the 'establishments' and not from the individual workers as was done during the census enumeration. The 'establishments' during houselisting and the 'individuals' during census enumeration were covered as a rule by different enumerators. For the reasons explained in Chapter III, the workers got underenumerated by the latter for the industrial classification groups 'manufacturing processing, servicing and repairs' and 'trade and commerce. The data thrown out by the 'Establishment Schedule' are more reliable for these groups

Urban areas

It is necessary to say a word here about the urban areas of Arunachal Pradesh. In the last census, Arunachal Pradesh was taken to be entirely rural as no population centre conformed with the minimum conditions laid down by the Registrar General, India, to treat an area as urban. The situation remained practically unchanged in 1971 also. But in consideration of the urban characteristics and the occupational pattern developed by the district headquarters towns of Bomdila, Along and Tezu and the Sub-divisional headquarters town of Pasighat, the Registrar General, India accepted them as urban areas. The urban population is only 3.70% of the total population. The urban characteristics that have developed in these towns are more a result of the official efforts than of any other tangible factor. That is why these towns fail to show up some of the usual urban trends.

Behaviour of small numbers

A word of caution need be uttered. The readers of census reports are usually used to large numbers. But Arunachal Pradesh census does not yield very big numbers. Therefore, whatever derivatives are worked out of the comparatively small numbers, are prone to fluctuate more violently than what the readers are normally used to. Therefore, the fluctuating nature of the derivatives may be viewed with an eye kept fixed on the whole numbers to which they relate. An example will be cited to clarify the point. In all districts of Arunachal Pradesh other than Siang and Tirap, there were less than 1000 establishments. But we shall produce tables of derivatives showing how 1000 establishments were distributed with respect to their various components and classifications, for the purpose of maintaining an all India uniformity of presenting the census data. The reader should look towards the actual number of establishments in these cases for the purpose of understanding the situation more realistically.

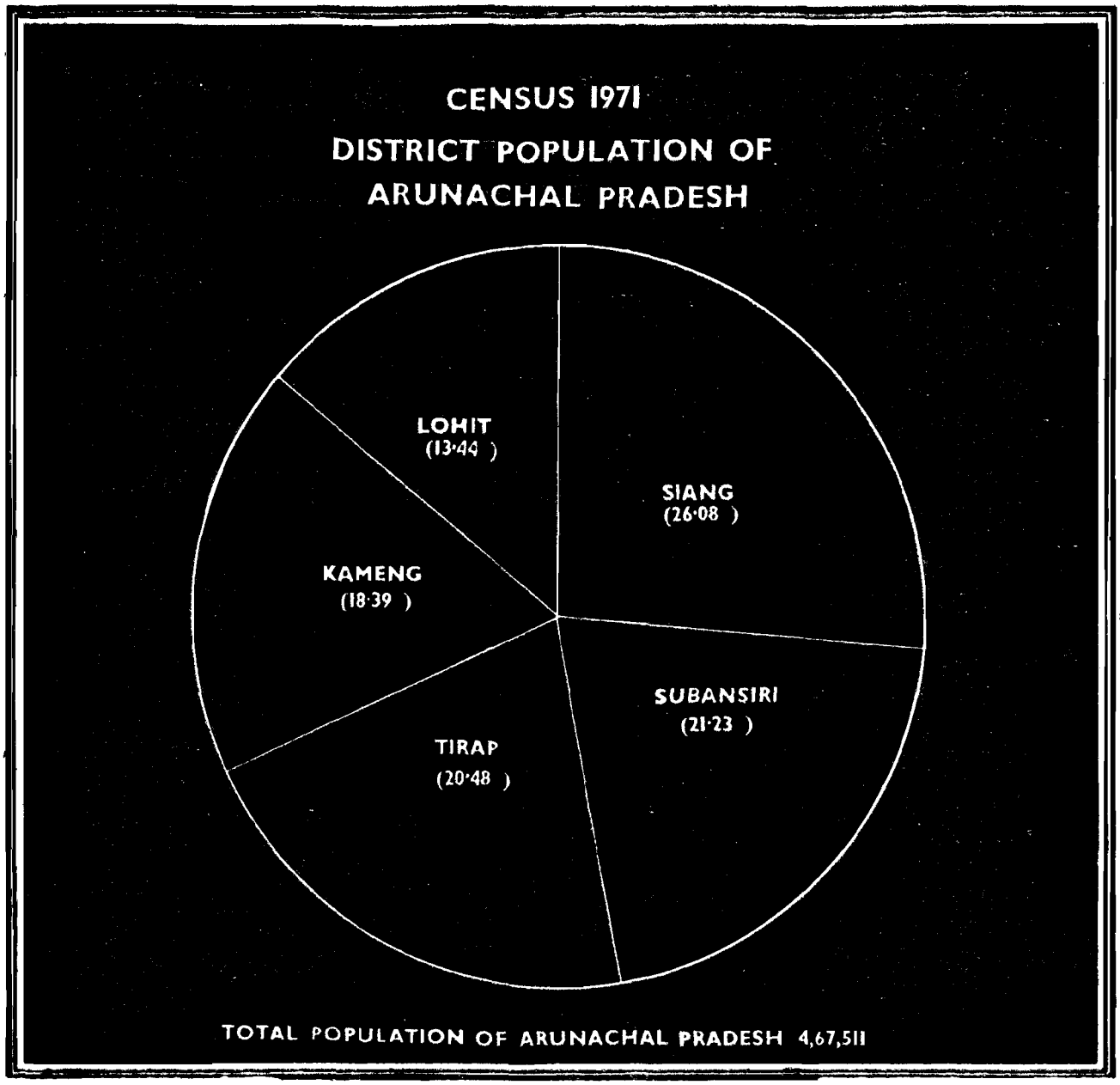
CENSUS 1971
DISTRICT POPULATION OF
ARUNACHAL PRADESH
LOHIT
(13·44)
SIANG
(26·08)
KAMENG
(18·39)
SUBANSIRI
(21·23)
TIRAP
(20·48)
TOTAL POPULATION OF ARUNACHAL PRADESH 4,67,511

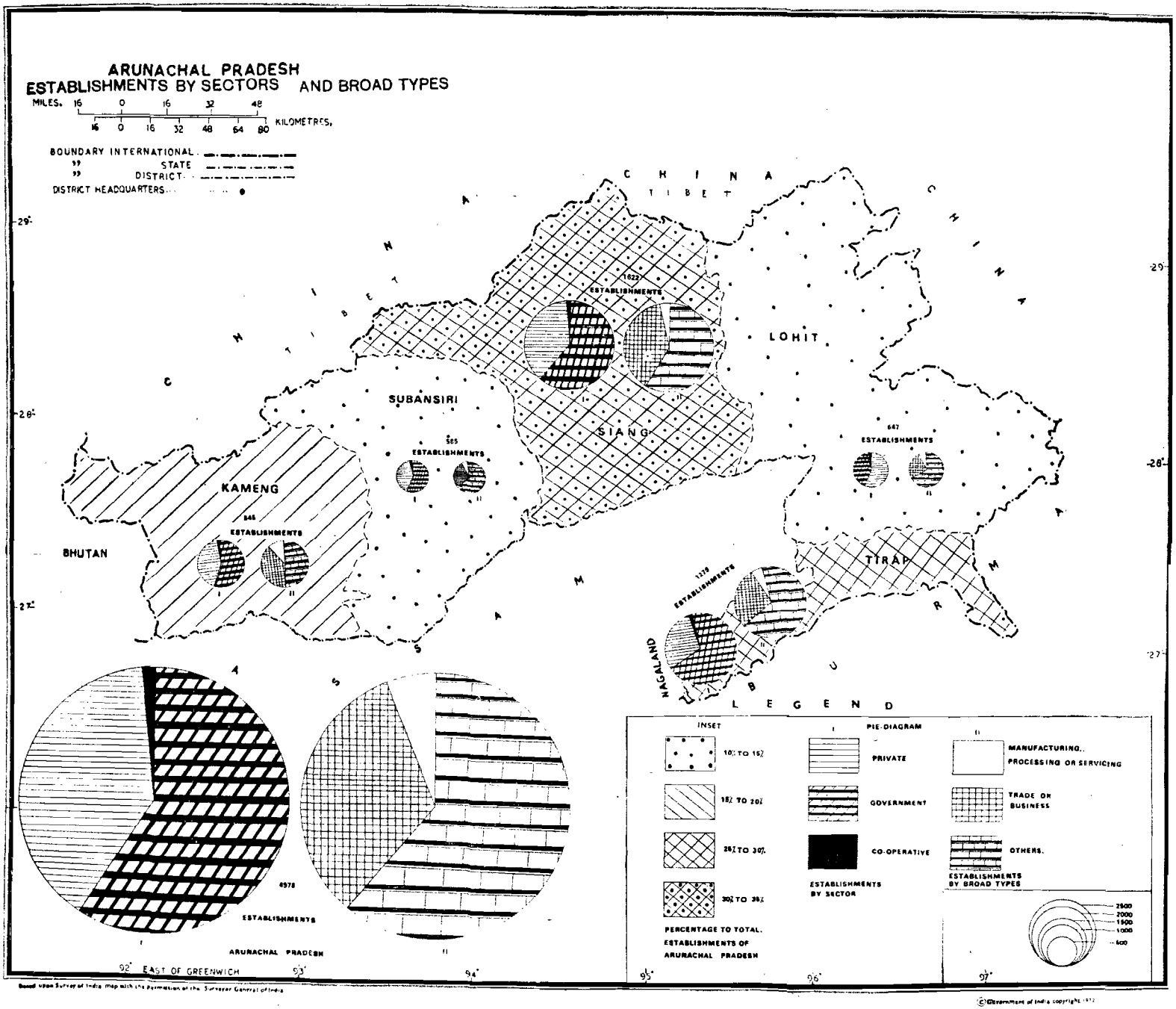

Based upon Survey of India map with the permission of the Surveyor General of India

©Government of India copyright 1972

CHAPTER II

DISTRIBUTION OF ESTABLISHMENTS

The distribution of the establishments by broad types, sectors, rural urban divisions and the districts of Arunachal Pradesh, is given in the Table E-I. The Table E-I.I is subsidiary to this table giving the same distribution for 1000 establishments of Arunachal Pradesh, her districts and of the rural and urban areas separately.

There are 4,978 establishments in Arunachal Pradesh. About 88% of these are located in the rural areas and the remaining 12% in the urban areas. Considering that only about 3.7% of the population live in the urban areas, the concentration of establishments in the urban areas of Arunachal Pradesh is about three times that of the rural areas. This is to be expected because most of the offices and the commercial establishments are located in the urban areas. However, the district headquarters towns of the Subansiri and Tirap districts, (Ziro and Khonsa respectively), present a more or less identical pattern of concentration of establishments as in the other urban areas notwithstanding the fact that they were not treated as urban areas because of other considerations.

TABLE 2.1

Distribution of establishments in towns and villages

Establishments	Number	Percentage
Total	4978	100.0
Rural	4398	88.3
Urban	580	11.7

The establishments are divided into three main sectors, namely, Government or quasi-Government private and cooperative. The private sector accounts for about 59.3% of the establishments, followed by 39·2% in the Government or quasi-Government sector. About 1·5% of the establishments belong to the cooperative sector. About 89% of the Government or quasi-Government establishments, 88% of the private establishments and 86% of the cooperative establishments are situated in the rural areas. The Table 2.2 given below will illustrate the position.

TABLE 2·2

Distribution of establishments by Sector

Sector	Number			Percentage		
	Total	Rural	Urban	Total	Rural	Urban
Govt. or quasi-Government	1952	1742	210	39.2	35.0	4.2
Private	2952	2592	360	59.3	52.1	7.2
Cooperative	74	64	10	1.5	1.2	0.3
TOTAL	4978	4398	580	100.0	88.3	11.7

The establishments were categorised into three broad types ; (i) manufacturing, processing or servicing, (ii) trade or business and (iii) others. About 61·3% of the establishments belong to the last type. About 32·8% belong to the type of trade or business and only about 5·9% to the manufacturing, processing or servicing type. About 83% of the establishments belonging to the manufacturing, processing or servicing type, 85% belonging to the trade and business type and 91% belonging to the other type, are located in the rural areas. The Table 2·3 given below shows the details.

TABLE 2·3

Distribution of establishments by broad Types

Broad Types	Number			Percentage		
	Total	Rural	Urban	Total	Rural	Urban
Manufacturing processing or servicing	292	242	50	5.9	4.9	1.0
Trade or business	1634	1390	244	32.8	27.9	4.9
Others	3052	2766	286	61.3	55.6	5.8
TOTAL	4978	4398	580	100.0	88.3	11

More than half the 'other' type of establishments (57%) are in the Government or quasi-Government sector. The remaining 43% of the establishments belonging to this type are in the private sector. But, on the contrary, practically all the establishments belonging to the manufacturing, processing or servicing type are in the private sector. About 85% of the trade and business type of establishments belong to the private sector about 10% to the Government or quasi-Government sector and the remaining to the cooperative sector.

TABLE 2.4

Distribution of establishments by broad Types & Sectors

Broad Types	Number				Percentage			
	Total	Govt. or quasi-Govt.	Private	Coope-rative	Total	Govt. or quasi-Govt.	Private	Coope-rative
Manufacturing, processing or servicing	292	44	244	·4	5·9	·0.9	·4.9	0.1
Trade or business	1634	169	1395	70	32.8	3.4	28.0	1.4
Others	3052	1739	1313	..	61.3	34.9	26.4	..
TOTAL	4978	1952	2952	74	100.0	39.2	59.3	1.5

The districts of Arunachal Pradesh show differences in distribution of establishments. The district of Siang accounts for about one third of the total etsablishments followed by Tirap accounting for about one fourth of the establishments. Kameng accounts for more than one sixth of the total establishments followed by Lohit and Subansiri each accounting for about one eighth of the establishments. The following Table 2·5 shows the position.

TABLE 2.5

Distribution of establishments by districts

Districts	Establishments	
	Number	Percentage
Kameng	845	17·0
Subansiri	585	11·7
Siang	1622	32·6
Lohit	647	13·0
Tirap	1279	25·7
TOTAL	4978	100·0

The distribution of establishments categorised by sectors, shows considerable variance between the districts. The district of Tirap stands out with maximum percentage (69·4%) of establishments belonging to the private sector and the least (29·2%) in the Government or quasi-Government sectors. Tirap is followed by Siang with its 60·9% establishments in the private sector and 37·9% in the government and quasi-Government sectors. The district of Lohit presents an opposite trend with more establishments (55·8%) in the Government or quasi-Government sector and less (42·0%) in the private sector. This district also shows a higher incidence of establishments in the cooperative sector than any other district. The Table 2·6 given below illustrates the position.

TABLE 2.6

Distribution of establishments by districts and Sectors

Districts	Number				Percentage			
	Total	Govt. or quasi-Govt.	Private	Cooperative	Total	Govt. or quasi-Govt.	Private	Cooperative
Kameng	845	362	470	13	100.0	42.9	55.6	1.5
Subansiri	585	241	335	9	100.0	41.2	57.3	1.5
Siang	1622	615	987	20	100.0	37.9	60.9	1.2
Lohit	647	361	272	14	100.0	55.8	42.0	2.2
Tirap	1279	373	888	18	100.0	29.2	69.64	1.4
TOTAL	4978	1952	2952	74	100.0	39.2	59.3	1.5

The districts of Arunachal Pradesh differ with respect to distribution of establishments by broad types also. The district of Kameng shows the highest incidence of manufacturing, processing or servicing establishments. The districts of Subansiri and Lohit together follow Kameng in this respect, followed further by the Tirap district. The district of Siang shows the least incidence of this type of establishments. In the trade or business type of establishments also, Kameng tops the list followed closely by Siang. Other three districts are more or less similar in this respect and fall below the first two districts. More than two third of the establishments of the Lohit and Tirap districts belong to the 'other' types followed closely by the Subansiri district, About 58% of the establishments of the Siang district and about half the establishments of the Kameng district fall in this type. The Table 2·7 illustrates the details.

TABLE 2.7

Distribution of establishments by districts and broad Types

Districts	Number				Percentage			
	Total	Manufacturing, processing or servicing	Trade or business	Others	Total	Manufacturing, processing or servicing	Trade or business	Others
Kameng	845	93	327	425	100.0	11.0	38.7	50.3
Subansiri	585	36	172	377	100.0	6.1	29.4	64.5
Siang	1622	59	623	940	100.0	3.6	38.4	58.0
Lohit	647	39	162	446	100.0	6.0	25.0	69.0
Tirap	1279	65	350	864	100.0	5.0	27.4	67.6
TOTAL	4978	292	1634	3052	100.0	5.9	32.8	61.3



Textile production.



At home.





At institution.

Photographs by the Directorate of Information and Public Relations, Arunachal Pradesh.

3A—1 Gen. Aru/72



Shearing of wool.



Curing of wool.





Carpet making.

Photographs by the Directorate of Information and Public Relations, Arunachal Pradesh.



Spinning at home.



Spinning at class.



Tailoring class.



Blacksmithy class.

Photographs by the Directorate of Information and Public Relations, Arunachal Pradesh.









Paper making in the Kameng district.

Photographs by the Directorate of Information and Public Relations, Arunachal Pradesh.







Horticulture and the fruit industry.

Photographs by the Directorate of Information and Public Relations, Arunachal Pradesh.



Carpentry class.



Furniture making class.



Wood carving class.



Wood Carvers at Bomdila. A boy is holding a horizontal bar and moving a lever up and down by feet. The lever rotates an axle. The craftsman is carving with the object fixed to the axle. Another boy awaits his turn to move the lever.

Photographs by the Directorate of Information and Public Relations, Arunachal Pradesh.



Elephant working in the Assam Saw Mills Namsai.



Private enterprenear running saw mill.



A saw mill.

Photographs by the Directorate of Information and Public Relations, Arunachal Pradesh.







Artistic products.

Photographs by the Directorate of Information and Public Relations, Arunachal Pradesh.









Improved agriculture leads to new type of establishments.

Photographs by the Directorate of Information and Public Relations, Arunachal Pradesh.

3B—I Cen. Aru/72



Crushing of edible oil seeds.



Crushing of sugar cane.



Poultry farm.



Cattle farm.

Photographs by the Directorate of Information and Public Relations, Arunachal Pradesh.

MANUFACTURING PROCESSING AND SERVICING ESTABLISHMENTS

Arunachal Pradesh is practically confined to handicrafts so far manufacturing, processing and servicing establishments are concerned. Arunachal Pradesh has two registered factories in the private sector, both are saw mills, one in the Lohit district and the other in the Siang district. There are a few more saw mills in the area. The Arunachal Pradesh administration runs a few training cum production centres for handicrafts in the district and sub-divisional headquarters. In the circle headquarters also a few similar centres are run at a much smaller scale. There are a few Government workshops for repairing of Government vehicles. But most other manufacturing, processing and servicing establishments are in the private sector turning out handwoven textile products, hand-carved wooden and bamboo articles, furniture, rudimentary blacksmithy and silversmithy products like matchets, crude swords, smoking pipes and ornaments. Pottery is practically unknown. The Monpas of the Kameng districts and the Membas and Khambas of Siang follow traditional arts of wood carving of face-masks and idols, carpet making and peculiarly enough, making of crude paper without using any imported chemicals. These products find a ready market both as curios as well as utility objects inside and outside Arunachal Pradesh.

However, the census returns do not really reflect the extent of engagement of the people of Arunachal Pradesh in their traditional arts and crafts. Turning out of the traditional products of arts and crafts is a way of life of the people of Arunachal Pradesh and mostly they use themselves what they produce. Every family weaves its own clothes and make their wooden and bamboo utensils, and other implements. Blacksmiths and silversmiths set up their open air workshops during the dry season when they are comparatively free from their usual agricultural persuits. These activities have not been adequately reflected in the census returns. These avocations differ widely by tribes, and the intertribe differences are reflected in the observed differences between the districts. The Kameng district, inhabited by the Monpa, Sherdukpen and other artistic tribes that produce wood carvings, carpets, woollen clothes etc. on a commercial basis, accounts for the maximum number of this type of establishments. Kameng is followed by Tirap where the Wanchoo and Nocte tribes excel in their peculiar wood carving products. Siang, inhabited by the Adi group of tribes that excel in textile products, comes next. Subsansiri and Lohit, inhabited by the Apatani, Nishi, Mishmi and other tribes, who, although are capable of turning out textile products of very high quality, are yet to take to the crafts on a commercial basis, and account for the least number of establishments belonging to this type. One restrictive factor of the handicraft products of the Subansiri and the Lohit districts is that, unlike those of the Kameng district, they do not find a ready market outside the district. The textile products of the Siang district also suffer from the same restrictive factor though to a lesser degree.

The Table 2·8 given below shows the differences between the districts with respect to the manufacturing, processing or servicing establishmentss The table illustrates how the private sector dominate the distribution pattern and the Government or quasi-Government sector maintains a more or less uniform occurrence with a slight variation in favour of the Kameng district and the same against the Subansiri district.

TABLE 2·8

Distribution of the manufacturing, processing or servicing establishments by districts and Sectors

Districts	Number				Percentage			
	Total	Govt. or quasi-Govt.	Private	Cooperative	Total	Govt. or quasi-Govt.	Private	Cooperative
Kameng	93	12	81	..	31.8	27.3	33.2	..
Subansiri	36	7	29	..	12.3	15.9	11.9	..
Siang	59	9	50	..	20.2	20.4	20.5	..
Lohit	39	8	31	..	13.4	18.2	12.7	..
Tirap	65	8	53	4	22.3	18.2	21.7	100.0
TOTAL	292	44	244	4	100.0	100.0	100.0	100.0

However, there is no significant difference between the districts regarding the norm in which establishments are distributed within the districts. Only observable difference is with respect to the Kameng district. The less incidence of establishments in the Government or quasi-Government sector of the Tirap district, is neutralised by the cooperative sector which is also heavily subsidised by the Gov-

ernment. The Table 2·9 given below illustrates the point.

TABLE 2·9

Percentage distribution of the manufacturing, processing and servicing establishments by Sector and districts

Districts	Govt. or quasi-Govt.	Private	Cooperative	Total
Kameng . .	12·9	87·1	..	100·0
Subansiri . .	19·5	80·5	..	100·0
Siang . . .	15·2	84·8	..	100·0
Lohit . . .	20·5	79·5	..	100·0
Tirap . . .	12·3	81·5	6·2	100·0
TOTAL . .	15·1	83·6	1·3	100·0

It has been said that the household industries occupy a central position in Arunachal Pradesh in the manufacturing, processing and servicing sector. None of the household industries were in the Government or quasi-Government sector. It is also significant that all the four establishments found to have been engaged in manufacturing, processing or servicing in the cooperative sector, were returned as household industries. Table 2.10 below shows that the number of establishments other than the household industries, hardly showed any variation between the districts with the exception of Kameng, although the percentages relating to them fluctuate just because they are small numbers.

TABLE 2·10

Distribution of the manufacturing, processing or servicing establishments by district and Household Industries

Districts	Number			Percentage		
	Total	Household Industries	Others	Total	Household Industries	Other
Kameng	93	50	43	100·0	53·8	46·2
Subansiri	36	20	16	100·0	55·6	44·4
Siang	59	40	19	100·0	67·8	32·2
Lohit	39	22	17	100·0	56·4	43·6
Tirap	65	48	17	100·0	73·8	26·2
TOTAL	292	180	112	100·0	61·6	38·4

It is seen, then, that amongst the manufacturing, processing and servicing establishments, those in the Government or quasi-Government sectors are almost same in number in all districts except in Kameng. Amongs the establishments in the Private sector, those which are not household industries, are same in number in all districts, again with the exception of Kameng. Of the establishments engaged in household industries, the Subansiri and the Lohit diitricts contribute almost equal and the least number. The Siang district contributes about twice the number of household industries than the Subansiri or the Lohit districts. Each of the Tirap and the Kameng districts accounts for almost equal and the highest number of the household industries. But Kameng also accounts for about two and half times as many manufacturing, processing or servicing establishments that have been termed as 'workshops', than any other district. The incidence of Government or quasi-Government establishments is also higher in Kameng than in other districts. The handicrafts practised in this district are varied and attractive and support the finding that this district stands out in the field of manufacturing, processsing and servicing when compared to other districts of Arunachal Pradesh. But it is significant that heavy forest based industries are coming up in the Lohit and the Tirap districts and may outweigh all other districts soon in the way of industrial investment etc. But how far the common man's share of industrial income changes for the better in these districts because of such industrialisation, is a different question, and possibly Kameng tribes will be in the lead yet for sometime to come.

TRADE OR BUSINESS ESTABLISHMENTS

The traditional trade or business was carried out in Arunachal Pradesh by the barter system. The closest resemblance to money was provided by the semi-wild livestock called *methon* *(*Bos frontalis*), old Tibetan metal prayer bells without handles, genuine rare stone beads, Tibetan swords, utensils and salt, Assam silk mostly *Eri*. Sufficient amount of these could buy practically everything in Arunachal Pradesh, including a wife or indemnity and settlement against criminal acts such as murder. In such a society, trading establishments were not a necessity. Everybody carried out trade or business by oneself, buyer reaching the seller in latter's house (and *vice-versa*), often driving a *methon* in front, or carrying prayer bells in the inside layers of the clothings or even being followed by an attendant, mostly wife, carrying a screaming pig tied like a basket on the back. With the opening of the area, trade goods started pouring in. The braves observed the new spotless matchets, torch lights and other likeables, the beauties spotted the gleaming aluminium vessels, brightly coloured yarns, mill made clothes, cosmetics and soon saw that they needed them. Tobacco, tobacco products, sea salt, matches, cheap cosmetics, soap, mill made clothes, leather goods, hurricane lamps and many other outside products were added to the list of daily necessities of the tribes. The society needed money. But their traditional wealth had no exchange value. Their agricultural products would have had a ready market, but the production was not even sufficient to feed all the mouths of the tribes. It was necessary for the Administration to import from outside all the cereals, lentils etc. required by the Government officials, often resorting to the expensive process of air dropping. At this stage, large scale alienation of land and devastating exploitation of the forests by outsiders would have taken place leading to permanent impoverisation of the Arunachal Pradesh tribes, as had happened in case of some other primitive societies of the world. But the Arunachal Pradesh administration mercifully did not permit this to happen. Therefore, the tribes had to depend upon the Government work for money supply. They carried head loads, pony loads, built bamboo huts, maintained foot tracks, cleared jungle, interpreted and served the administration in other subordinate positions. Soon they saw the value of education. The problem of inadequate supply of money became acute. The areas that had the tradition of trading with the plains of Assam, were the least affected. More remote an area was, more acute was its problem of money supply. The factors of demand and supply never displayed a more pronounced effect on price anywhere else. A chicken would cost Rs. 10/- at Pasighat, the old established trade town of the Siang district; Rs. 40/- at Koloriang, the sub-divisional headquarters of the Subansiri district at 10 days' marching distance from the nearest jeepable point; Rs. 70/- at Anini, the headquarters of the Additional Deputy Commissioner of the Dibang Valley Sub-division of the Lohit district, situated at a distance of 17 days' march from the nearest jeepable point. The inadequacy of money supply sometimes even created social problems. As for example, lure to earn money by carrying head loads by the young girls, who needed cosmetics and other luxuries, nearly ruined many marriages. The sale of the handicraft products supplied money to a limited number of persons.

Under such a restrictive economy that has yet to strike a balance between the old values and the emerging monetisation, the growth of trade or business has to remain at a rudimentary level But, though the level is low, the rate of growth is opined to be very high.

As to be expected, the bulk (85·4%) of the trade or business establishments are in the private sector. About 4·3% of these establishments are in the cooperative sector and about 10·3% are in the Government or quasi-Government sector. The Government itself does a bit of trading in Arunachal Pradesh through the Central Purchase Organisation to meet the minimum requirements of the staff. The people are also supplied with salt through the same organisation whenever same is found to be unavailable through the normal private trade channels. The districts of Arunachal Pradesh can be grouped into two categories in the distribution of trade or business establishments by sectors. Kameng, Siang and Tirap fall in one category with their high incidence of trading establishments in the private sector and comparatively less incidence in the Government or quasi-Government sector. Subansiri and Lohit belong to the other group with their comparatively lower incidence of trading establishments in the private sector and greater incidence in the Government or quasi-Government sector. The Table 2·11 shows the details.

*Mithun—Dr. Verier Elwin.

TABLE 2·11

Distribution of trade or business establishments by districts and Sectors

Districts	Number				Percentage			
	Total	Govt. or quasi-Govt.	Private	Cooperative	Total	Govt. or quasi-Govt.	Private	Cooperative
Kameng	327	25	289	13	100.0	7.6	88.4	4·0
Subansiri	172	38	125	9	100.0	22.1	72.7	5.2
Siang	623	45	558	20	100.0	7.2	89.6	3.2
Lohit	162	33	115	14	100.0	20.4	71.0	8.6
Tirap	350	28	308	14	100.0	8.0	88.0	4.0
Total	1634	169	1395	70	100.0	10.3	85.4	4.3

The trade or business establishments are distributed between the districts in an uneven manner. Those in the Siang district are about four times of the establishments numberof in the Lohit or Subansiri districts and nearly double of those in the Kameng and the Tirap districts. The Table 2·12 given below will illustrate the point.

TABLE 2·12

Percentage distribution of the trade or business establishments Sectorwise and by the districts

Districts	Govt. or quasi-Govt.	Private	Cooperative	Total
Kameng	14·8	20·7	18·6	20·0
Subansiri	22·5	9·0	12·8	10·5
Siang	26·6	40·0	28·6	38·2
Lohit	19·5	8·2	20·0	9·9
Tirap	16·6	22·1	20·0	21·4
TOTAL	100·0	100·0	100·0	100·0

As per the census returns, there is only one wholesale trading establishment in Arunachal Pradesh . Of the rest, more than three fourth are returned as retailed trading establishments and the remaining as 'others'. But at the present stage of development of Arunachal Pradesh, these categorisations are not very significant or realistic. However we present in the Table 2·13 the districtwise distribution of these.

TABLE 2·13

Distribution of trade or business establishments by districts and Categories

Districts	Number				Percentage			
	Wholesale	Retail	Others	Total	Wholesale	Retail	Others	Total
Kameng	..	266	61	327	..	81·3	18·7	100·0
Subansiri	..	121	51	172	..	70·3	29·7	100·0
Siang	1	465	157	623	0·2	74·6	25·2	100·0
Lohit	..	107	55	162	..	66·0	34·0	100·0
Tirap	..	316	34	350	..	90·3	9·7	100·0
TOTAL	1	1275	358	1634	..	78·0	22·0	100·00

OTHER ESTABLISHMENTS

Amongst the 'other' establishments, the educational institutions and the public health institutions form two very important components. Together they form about one fourth of the total establishments of this category. About, 91% of the 'other establishments are in the rural areas. However the educational and public health institutions form merely 8·3% of the total urban establishment that came under this category. The Table 2·14 given below will illustrate the point.

TABLE 2·14

Distribution of 'Other' establishments by rural and urban divisions and Categories

	Number				Percentage			
	Total	Educational institutions	Public Health institutions	Others	Total	Educational institutions	Public Health institutions	Others
Total	3052	581	149	2322	100·0	19·0	4·9	76·1
Rural	2766	566	140	2060	100·0	20·5	5·1	74·4
Urban	286	15	9	262	100·0	5·2	3·1	91·7

According to the census returns, only one educational institution in Arunachal Pradesh belongs to the private sector. All the rest belong to the Government or quasi-Government sector. All the public health institutions belong to the Government or quasi-Government sector.

TABLE 2·15

Distribution of educational establishments per 1000 population and literacy rates by districts

District	Total Rural Urban	Number of educational establishments	No. of educational establishments per 1000 population	Literates per 100 persons
Kameng . .	T	81	0·9	9·6
	R	78	0·9	8·0
	U	3	0·9	51·3
Subansiri . .	T	91	0·9	6·9
	R	91	0·9	6·9
	U	—	—	—
Siang . . .	T	188	1·5	13·0
	R	178	1·6	9·6
	U	10	1·0	50·8
Lohit . . .	T	82	1·3	17·4
	R	80	1·4	15·1
	U	2	0·5	49·0
Tirap . . .	T	139	1·4	11·2
	R	139	1·4	11·2
	U	—	—	..
Arunachal Pradesh	T	581	1·2	11·3
	R	566	1·3	9·8
	U	15	0·9	50·5

In Table, 2.15 an attempt has been made to find a relationship between the literacy rates with the number of educational establishments and the number of educational establishments per 1000 population for Arunachal Pradesh and the districts by rural and urban differentials. It may be stated straightaway that the urban literacy rates have no relationship with the number of educational establishments. Apparently, the literates of the urban population were educated outside Arunachal Pradesh. For the total and the rural population also, the literacy rates do not bear a definite relationship with the educational establishments and their occurrence per 1000 population. For example, there are more educational establishments in Subansiri than in Kameng although the number of these per 1000 population is same in both the districts; but, the literacy rate of the Kameng district is much higher than that of the Subansiri district. Similar are the relative positions of the Siang, the Lohit and the Tirap districts. Apparently, more than the educational establishments and their occurrence per 1000 population, the extent of awareness of the tribes for utilisation of the educational facilities made available to them, is responsible for the observed literacy of the tribes.

But one fact becomes clear from this table. The number of educational establishments per 1000 persons is inadequate in Arunachal Pradesh where the people live in small and isolated villages. This rate is much lower than the all India rate and that of many states. The Table 2·15 gives the information regarding educational establishments and not educational institutions. We give in Table 2·16 below the educational institutions per 1000 population for India and some states and Union Territories for the year 1965-66, as revealed by the Statistical Abstract, India, 1969 published by the Central Statistical Organisation of the Government of India, using the mid-year population estimates for 1965 as the denominators. This table shows that the rates of educational institutions per 1000 population is much lower in Arunachal Pradesh than the all India rate and the rates in the neighbouring areas. To correct the situation, a far more extensive prag

matic programme will be required to be undertaken keeping in view the special difficulties that Arunachal Pradesh presents.

TABLE 2·16

Educational institutions in India and other areas

India/State	Educational Institutions in 1965-66		No. of literates per 1000 persons as revealed by 1961 census*
	Number	Per 1000 population	
India	723,832	1·48	283
Assam . . .	30,150	2·18	320
Nagaland . . .	807	2·03	204
Manipur . . .	3,130	3·40	360
Arunachal Pradesh .	361	0·99	86

(* Excludes group 0—4)

As against the educational institutions, Arunachal Pradesh is better off in respect of public health institutions than India as a whole and the neighbouring areas. The Table 2.17 given below will illustrate this. This Table also bases upon the same source as of the Table 2·16. However, as the villages in Arunachal Pradesh are small and scattered, the extent of medical aid received by the people of Arunachal Pradesh, remains at a low level.

TABLE 2.17

Public health institutions in India, Arunachal Pradesh and other areas

India/State	Public Health Institutions in 1965-66	
	Number	per 10,000 pop.
India	11,609	0·23
Assam	856	0·61
Manipur	79	0·77
Arunachal Pradesh . . .	91	2·51

In the Table 2·18 given below, the distribution of the public health establishments (not institutions) is given for the districts of Arunachal Pradesh. The districts of Kameng, Siang and Lohit conform, more or less, with the Arunachal Pradesh average. The district of Tirap shows a higher incidence of public health establishments whereas the district of Subansiri falls short of the Arunachal Pradesh average.

TABLE 2·18

Distribution of public health establishments and their occurrence per 10,000 persons by districts

Districts	Total Rural Urban	Public Health Establishments	
		Number	per 10,000 persons
Kameng . . .	T	28	3·2
	R	27	3·2
	U	1	3·1
Sabansiri . . .	T	20	2·0
	R	20	2.0
	U	..	..
Siang . . .	T	38	3·1
	R	33	2·9
	U	5	5·0
Lohit . . .	T	21	3·3
	R	18	3·0
	U	3	7·1
Tirap . . .	T	42	4·3
	R	42	4·3
	U	..	..
Arunachal Pradesh .	T	149	3·1
	R	140	3·1
	U	9	5·2

Apart from the educational and public health establishments, the Govt. Offices, places of worship, places of community gatherings, traditional boys, and girls' dormitories, godowns, establishments belonging to the social workers and their organisations etc., form a substantial percentage of the total establishments. The proportion of these establishments in the Government or quasi-Government sector is considerable.

The district of Siang accounts for about 30·7% of such establishments followed closely by Tirap with about 29·4% of these establishments. These two districts still keep the old traditional institution of boys' and girls' dormitories alive and have developed the community institutions like traditional court houses, places of worship, youth clubs etc. The incidence of such establishments in the Lohit, Kameng and Subansiri districts are 14·8%, 13·6% and 11·5% respectively. The Table 2·19 below, gives the details.

TABLE 2·19

Distribution of 'Other' establishments by Sector and districts
(Excepting educational and public health establishments)

Districts	Number				Percentage			
	Total	Govt. or quasi-Govt.	Private	Coope-rative	Total	Govt. or quasi-Govt.	Private	Coope-rative
Kameng	316	216	100	..	100·0	68·4	31·6	..
Subansiri	266	86	180	..	100·0	32·3	67·7	..
Siang	714	335	379	..	100·0	46·9	53·1	..
Lohit	343	217	126	..	100·0	63·3	36·7	..
Tirap	683	156	527	..	100·0	22·8	77·2	..
TOTAL .	2322	1010	1312	..	100·0	43·5	56·5	..







Health Establishments.

Photographs by the Directorate of Information and Public Relations, Arunachal Pradesh.

4A—1 Cen. Aru/72







Nurse's training and other hospital scenes.

Photographs by the Directorate of Information and Public Relations, Arunachal Pradesh.









Primary Schools.

Photographs by the Directorate of Information and Public Relations, Arunachal Pradesh.





Teaching.





Adult Literacy.

Photographs by the Directorate of Information and Public Relations, Arunachal Pradesh.





Secondary education.





College education.

Photographs by the Directorate of Information and Public Relations, Arunachal Pradesh.







Some Social work establishments.

Photographs by the Directorate of Information and Public Relations, Arunachal Pradesh.

Religious establishments.



Monastery of Tawang, Kameng district.



Initiation ceremony at Chawkham Bapusang of the Lohit district.



Namghar at Along, Siang district.



The 'Balia Baba Than' of Mahadevpur, Lohit district. (*Photograph by the author.*)

Photographs by the Directorate of Information and Public Relations, Arunachal Pradesh.





Government buildings.





Modernised trade and business.

Photographs by the Directorate of Information and Public Relations, Arunachal Pradesh.

CHAPTER III

SIZE OF EMPLOYMENT AND TYPES OF POWER OR FUEL USED

This chapter gives the employment generated by the economic and other activities carried out in the establishments. Ordinarily, one would expect very close relationship between the employment data yielded by the Establishment Schedule canvassed during the houselisting and by the individual slips used during enumeration. For Arunachal Pradesh, such an expectation is further strengthened by the fact that the operations of houselisting and enumeration were carried out by an enumerator during his single visit to the Enumerator's Block. But unfortunately such expectations are not realised. The two ways bias of the respondents as well as of the enumerators regarding ambiguous returning of a worker as being engaged in 'service', when just a few more words recorded could enable the tabulation workers to classify them more appropriately under different industrial classes, had been responsible for this. The phenomenon did not stay confined to 'services' alone, though that particular group of the National Industrial Classification* got distorted to the greatest extent. The establishments and the workers were not necessarily located in the same Enumerator's Block. Notwithstanding the fact that some establishments possibly returned erroneously the 'capacity' or 'requirement' of the establishments to employ workers instead of returning the persons actually on employment during the reference period, it may be said that the establishment approach was superior to the individual approach in determining the size of employment in some specialised sectors of the economy of Arunachal Pradesh. The enumerators visiting the households did not always meet the workers themselves to record their activities. They often met their dependents, friends or visitors. These respondents could have genuinely been unaware of the exact place, nature or the category of establishments wherein the workers had employment. The results were the vague entries in the individual slips like, 'service' 'labourer' 'peon' 'driver' etc. as description of activity; 'Government office', 'Deputy Commissioner's office' etc. as places of work, and finally the inaccuracy in the field of industrial analysis of employment. The establishment approach yielded bigger size of employment for trade or business and manufacturing establishments. The individual approach missed or mis-recorded some individuals. On the whole, establishment approach resulted in a better picture of the size of employment if not that of the employeds. The discrepancy, however, does not relate to a very large section of the workers.

Mention has been made to the National Industrial Classifications in the previous paragraph. Industrial Classifications are used for classifying the economically active population for the purpose of presentation of statistics relating to industrial production and distribution, labour, national income and the like. The problems related with the comparability and the usability of the statistics obtained from various sources, demand standardisation of the system of Industrial Classification.

The National Industrial Classification attempts at grouping together the economic activities which are akin in terms of the process adopted, the raw materials used and the finished goods produced. The Classification does not get affected by the ownership, or the type of ownership, or the type of economic organisation. Also, except in cases like textile production where the traditional process of production is sufficiently in vogue, the National Industrial Classification does not distinguish the modes of operation like use of power or otherwise, small scale or large scale production, or operation by household or by factory.

Only the codes of the National Industrial Classification will be used in the tables of this report. The code structure is reproduced as Appendix VI which may be referred to while reading the detailed tables.

EMPLOYMENT IN ESTABLISHMENTS

The establishments in Arunachal Pradesh generated employment for 18,792 workers who are about 7% of the total workers of the Pradesh. About 5·63% of the total rural workers and 46·16% of the total urban workers are employed in establishments. The inter-district variations of these percentages are considerable. The workers engaged in establishments are 10·48% to the total workers in the Lohit District, whereas the same is only 2·57% of the total workers in the Subansiri District. The district of Siang also shows a high percentage (9·62%) of the establishment workers to the total workers. The districts of Kameng and Tirap, however, are close to the Arunachal Pradesh average in this respect. The Table 3·1 given below will show the breakups of these; the other details will be discussed in the following paragraphs.

*Please see Appendix VI.

TABLE 3.1

Distribution of workers and employment in establishments by the districts

	Workers			Persons employed in establishments					
	Total	Rural	Urban	Total		Rural		Urban	
				Number	Percentage to total workers	Number	Percentage to total workers	Number	Percentage to total workers
1	2	3	4	5	6	7	8	9	10
Arunachal Pradesh	269,542	260,626	8,916	18,792	6·97	14,676	5·63	4,116	46·16
Kameng . .	53,234	51,363	1,871	3,860	7·25	2,800	5·45	1,060	56·65
Subansiri . .	60,649	60,649	..	1,560	2·57	1,560	2·57	..	..
Siang . . .	68,661	63,681	4,980	6,605	9·62	4,007	6·29	2,598	52·17
Lohit . . .	33,945	31,880	2,065	3,556	10·48	3,098	9·72	458	22·18
Tirap . . .	53,053	53,053	..	3,211	6·05	3,211	6·05	..	..

INDUSTRIAL ESTABLISHMENTS

The Table E-II Part A provides the distribution of manufacturing, processing or servicing establishments other than household industries classified by registered factories, unregistered workshops and size of employment. The Table E-II Part A-I is subsidiary to this table giving the same information for 1000 establishments. The employment generated by the manufacturing, processing or servicing establishments other than the household industries is negligible, being only 1,412 persons for the whole Pradesh. It is stated that there are only two registered factories in Arunachal Pradesh both of which are saw mills. The biggest of these two is situated in the Lohit district and in fact, is a veneer factory. This factory employs 500 workers which is about 35% of total 1,412 workers. The other saw mill is located at Pasighat of the Siang District, and employs 300 or about 21% of the total workers. These two factories together, account for 56% of the total workers. The other industrial establishments are small and none of them employ more than 20 workers. The 18 establishments employ more than 10 workers each and provide employment for 209 workers (about 15%). The 33 establishments employing more than 5 but less than 10 workers, employ 252 or about 18% of the workers. The remaining 11% workers are in establishments employing 2 to 4 workers (9%) and one worker only.

The manufacture of wood and wood products, furnitures and fixtures is the largest industry in Arunachal Pradesh. Although only 22 or about 20% of the industrial establishments belong to this class, they employ 958 or about 67% of the total workers. Two of them together employ 56% of the total industrial workers. Next comes the industry of manufacture of food products. 48 or about 43 % establishments belong to this group employing about 243 or about 17% of the workers. The manufacture of cotton textiles comes next in importance. 18 or about 16% of the industrial establishments belong to this class that engages 100 or about 7% of the total industrial workers. The manufacture of textile products including wearing apparel other than footwear, engages 16 or about 14% of the manufacturing establishments and employs 69 or about 5% of the workers. The remaining 7% of the establishments are in the industrial classes of manufacture of beverages, tobacco; tobacco products, manufacture of wool and silk, manufacture of leather and fur products (except repairing), and repair, and employ about 3% of the workers.

Thus, it may be said that, firstly, it is the large industrial establishments, rather than the aggregate of the small sized ones that provide larger part of the total employment. In the Kameng, Subansiri and Tirap districts there is no large factory at all But even in these districts the middle sized factories provided for more employment than the very small ones. Secondly, the exploitation of forests with forest based industry already accounts for the maximum industrial employment; followed by the food production industry, a necessity in the depth of Arunachal Pradesh; and then the cotton textile industry where the local talent excels. The existence of a wide and competitive commercial market at close proximity may tend to widen these industries further. The newly emerging North Eastern Council may do a service to the cotton textile industry of the entire region, by setting up tools for standardisation of products and improvement of designs and texture,

and centralising advertisement and market research for the purpose of creating and enlarging the market for these products inside India and in the foreign countries. Thirdly, a quick industrialisation may not create jobs for the Arunachal Pradesh tribes. The products of the traditional industries have either no market nearby or elsewhere, or their production is not being done at a commercial level inspite of their apparent marketability. This statement will be further supported by the data yielded by Table E.II. Part C which show that in the entire Pradesh the household industrial establishments are only 180 and employ 610 persons only. That is, excluding one veneer factory at Namsai and one saw mill at Pasighat, the workers engaged in industrial production, including the household industry, are only 1,222 persons in number. For the benefits of the tribes, an intensive study of the existing and the potential markets must precede the industrialisation.

TYPES OF POWER OR FUEL USED :

The Table E.II part B gives the distribution of manufacturing, processing or servicing establishments other than household industries, classified by industry, fuel/power used, and size of employment. The Table E.II part B.I is a subsidiary to this table giving the same information for 1000 establishments.

Out of 112 industrial establishments, 29 or about 26% use fuel or power whereas the remaining 83 depend upon manual work only. The industrial establishments that use fuel or power employ 630 or about 45% of the workers. The reason for this is that the saw mill in Pasighat that employ 300 workers, is functioning without machinery motivated by fuel or power.

Out of the establishments using fuel or power only, the veneer factory at Namsai uses electricity. Four establishments, all engaged in manufacture of food products giving employment to 19 persons, use liquid fuel. Coal, wood and bagasse is used by 24 establishments that engage 111 persons. 11 of these are manufacturing food products, 4 cotton textiles (including dyeing), 1 wool and silk, 4 textile products, and 4 wood and wood products.

Out of the 83 establishments using manual labour only, 33 manufacture food products and employ 170 persons, 18 manufacture wood and wood products and employ 431 persons, 14 manufacture cotton textiles and employ 88 persons, 12 manufacture textile products and employ 55 persons. The remaining 6 establishments employing 38 persons, are engaged otherwise.

The Table E.II part C gives the distribution of household industrial establishments classified by industry, fuel/power used and size of employment. The Table E.II part C.I is subsidiary to this table giving the same distribution for 1000 similar establishments. It is seen that out of 180 household industry establishments employing 610 workers only 27 or about 15% use power that employ 100 or about 16% of the workers. All these 27 establishments use coal, wood or bagasse as fuel; 17 of them manufacture cotton textile and employ 76 workers, 5 of them manufacture wood and wood products etc. and employ 12 workers, 3 of them manufacture jute, hemp and mesta textiles and employ 5 workers, and 2 of them manufacture textile products and employ 7 workers.

Of the 153 household industries using manual labourers only and employing 510 workers, 50 establishments with 183 workers are engaged in manufacture of cotton textiles, 45 with 160 workers are engaged in manufacture of wood products etc., 17 with 43 workers are in manufacture of jute, hemp and mesta textiles, 15 with 29 workers are in repairs, 7 with 27 workers are in textile products, 5 with 35 workers are in manufacture of paper etc,, 9 with 18 workers are in manufacture of leather and leather products. The remaining 5 establishments employing 15 workers, are engaged otherwise.

Practically in all types of industries and fuels power used the employment group of 2 to 4 persons and 5 to 9 persons account for maximum number of establishments (61% of the total) and workers (83% of the total).

TRADE ESTABLISHMENTS :

The Table E-III gives the distribution of trade commercial establishments classified by type of business and trade and size of employment. The Table E-III. 1 is a subsidiary to this table giving the same distribution for 1000 such establishments. Out of 1634 trade or business establishments of Arunachal Pradesh, 1461 or about 89% belong to the industrial classification of 'wholesale and retail trade, restaurants and hotels; and employ 3489 or about 91% of the 3838 workers. The remaining 173 or about 11% belong to the industrial classification of 'financing insurance, real estate and business services' and employ 349 or about 9% of the workers.

There is no establishment that employs more than 22 workers. Only one banking establishment, namely, the State Bank of India, Pasighat, was employing 22 persons. All other establishments are small, and in fact, the establishments employing less than 5 persons form the bulk of the establisnments and account for the bulk of the workers. The Table 3.2 given below will explain the position :

TABLE 3·2

Distribution of trade/commerce establishments by size of employment

Size of employment	Establishments		Employment	
	number	percentage	number	percentage
1 Person . .	713	43·6	713	18·6
2–4 Persons .	689	42·2	1968	51·3
5–9 Persons .	126	7·7	810	21·1
10–19 Persons .	26	1·6	325	8·5
20–49 Persons .	1	0·1	22	0·5
Persons unspecified	79	4·8	..	..
TOTAL . .	1634	100·0	3838	100·0

The districtwise distribution of trade or business establishments was given in Table 2.12 of the last chapter. The persons employed in these establishments are more or less proportionate to the number of establishments in each district. The Table 3.3 given below shows that it is the smaller establishments that determine the overall employment pattern in trade or business in the districts. Kameng, with a larger proportion of the employment for a relatively smaller proportion of establishments, and Siang, with a smaller proportion of employment compared to the proportion of establishments, provide deviation from the general trend.

TABLE 3.3

Employment in trade/commerce establishments by districts and size of establishments

District	Employment in trade or business establishments employing							
	less than 5 persons		5–9 persons		more than 9 persons		Total	
	number	percentage	number	percentage	number	percentage	number	percentage
1	2	3	4	5	6	7	8	9
Kameng	562	21·0	440	54·3	163	46·9	1165	30·3
Subansiri	233	8·7	57	7·0	..	..	290	7·6
Siang	935	34·9	195	24·1	112	32·3	1242	32·4
Lohit	240	8·9	72	8·9	19	5·5	331	8·6
Tirap	711	26·5	46	5·7	53	15·3	810	21·1
Arunachal Pradesh	2681	100·0	810	100·0	347	100·0	3838	100·07

The percentage distribution of the employment in trade and business and the percentage distribution of the industrial establishments by districts bear a resemblance, although the latter is smoother than the former. However, it will not be proper to say that there is a correlation between the two. The bulk of the trade or business establishments and the employment generated by them, belong to the industrial classification of retail trade in food and food articles, beverage, tobacco and intoxicants. This particular class of trade emerges out of general economic condition of an area, density of population and other factors having no direct relationship with the industrial development, though the latter has some bearing on all such factors. The Table 3.4 given below, shows the percentage distribution of employment in trade and business and the percentage distribution of industrial establishments by the districts of Arunachal Pradesh.

TABLE 3·4

Percentage distribution of employment in trade or business and Industrial estabishments

District	Percentage distribution of employment in	
	Trade or business establishments	Industrial establishments
Kameng.	30·3	31·8
Subansiri	7·6	12·3
Siang	32·4	20·3
Lohit	8·6	13·4
Tirap	21·1	22·2
Arunachal Pradesh. . . .	100·0	100·0

The establishments belonging to the industrial classification of retail trade in 'food and food articles beverage, tobacco and intoxicants', number 1155 or about 71% of the total trade or business establishments and 79% of those engaged in 'wholesale and retail trade, restaurants, hotels'; and employ 2997 worker or about 78% of the total workers employed by the trade or business establishments and about 86% of the workers engaged in 'wholesale and retail trade, restaurants, hotels'. This important group of trade and business thrives in small establishments. 474 of them are one man establishments accounting for about 41% of the establishments and 16% of the employment generated by them. Another 556 or 48% of these establishments employ 2 to 4 persons and in all 1606 workers or about 54% of the total workers. 103 or about 9% of these in the 5-9 employment size, employ 656 or about 22% of the workers. The interdistrict variations of this group of trade or business establishments and employment, are considerable and account for the visible variations between the districts in the trade and business class of establishments. The Table 3.5 given below will explain this.

TABLE 3·5

Distribution of retail trade in 'food and food articles beverage, tobacco and intoxicant' establishments in the districts along with employment

District	Establishments		Employment	
	Number	percentage	Number	percentage
1	2	3	4	5
Kameng . .	240	20·8	1014	33·8
Subansiri . .	98	8·5	169	5·6
Siang . . .	427	37·0	898	30·0
Lohit . . .	91	7·9	201	6·7
Tirap . . .	299	25·8	715	23·9
Arunachal Pradesh	1155	100·0	2997	100·0

The miscellaneous retail trading comes next in importance with 207 or about 13% of the total trade or business establishments or about 14% of those engaged in 'wholesale or retail trade, restaurants, hotel' establishments. They employ 202 or about 5% of the total trade or business workers or about 6% of the workers in wholesale and retail trade.

Establishments in the class of 'financial, insurance, real estate and business services' are quite many. 173 or about 11% of the total trade or business establishments belong to this class. They employ 349 or about 9% of the total workers. Most of these business establishments are small. 98 of them or about 57% are one man establishments and 63 of them employ 2 to 4 workers. Rightly or wrongly, the Inspection Bunglows, rest houses and staging huts were included in this group as they were real estates let out from time to time. These numbered 162 or about 94% of this class of establishments, and employed 246 or about 70% of the workers.

OTHER ESTABLISHMENTS :

The establishments falling under this head are very important both in number and for employment. They are 3052 or about 61% of the total establishments and generate employment of 12,932 or 69% of the total workers finding employment in establishments as defined in Chapter I.

The Table E-IV gives the distribution establishments other than manufacturing, processing or servicing or business and trade establishments, by size of employment. The Table E-IV is a subsidiary to this table and gives the same distribution for 1000 such establishments. As many as 758 or 25% of these establishments did not specify the number of workers employed. The largest number of the non-reporting establishments (678 or 89% of the non-reporting establishments or 22% of the 3052 establishments) belonged to the industrial classification of 'community services' which included religious services, welfare services and community services not elsewhere classified. Naturally, most of these commanded services of the entire community or none at all. Significantly enough, the districts of Siang ond Tirap account for about 80% of the non-responding 'community service' establishments. The institutions like traditional boys' and girls dormitories and traditional establishments for dispensement of law, are still active in Siang and Tirap. These are gradually, but effectively, being replaced by more modern institutions like youth clubs, Panchayats and community centres.

TABLE 3·6

Districtwise analysis of 'Others' establishments not reporting employment

District	Number of establishments not reporting employment in the major industrial class of				
	Education, Scientific & research services	Community services	Recreational & cultural services	Personal services	All classes
Kameng . .	..	14	3	1	18
Subansiri . .	18	49	40	2	109
Siang . . .	..	261	6	4	271
Lohit . . .	..	67	2	2	71
Tirap . . .	..	287	..	2	289
Arunachal Pradesh	18	678	51	11	758

The major industrial group of 'community, social and personal services, public administration and defence services' occupies the top position in the numerical strength of the 'other' establishments and the persons employed . They are 942 or about 31% of the 'other' establishments and account for 8,935 or about 69% of the workers. There is no establishment employing more than 100 workers; but the medium sized establishments are more important from the point of employment rather than the small sized ones. 379 or about 40% of these 942 'other' establishments employ 10 or more workers and account for 5,811 or about 65% of the employment generated. The establishments in the size group of 5 to 9 workers are also quite important — 378 (about 40%) of them generate employment of 2,588 (about 29%) workers.

The establishments belonging to 'education, scientific and research services' come next in importance for employment. In number they are 581 or about 19% of the total 'other' establishments. They employ 1839 or about 14% of the total workers engaged by these establishments. Unlike the 'services' group, the small sized establishments are more important for this 'education' group. The establishments employing less than 10 persons are 552 in number (95% of 581) and they employ 1645 (89% of 1839) workers. The Tables 2.14, 2.15 and 2.16 of the Chapter II and discussion thereon, throw more light on these establishments.

The 'medical and services' establishments are 149 or about 4% of the total 'other' establishments and employ 691 or about 5% of the workers mostly in small establishments. The 'community services' establishment are 1040 or about 34% of the 'other' establishments. But 678 or about 65% of these did not specify the employment generated by them. The reported employment generated by the remaining establishments, most of whom employed less than 10 workers each, was 650 or about 5% of the workers. These establishments have already been analysed by Tables 2.17 and 2.18 of Chapter II.

The other establishments belong to the industrial classification of 'communication' (number 60, employment 301), 'recreation and cultural services' (number 160, employment 279), and 'personal services' (number 120, employment 237). All these generate employment in small sized establishments.

It may be said that the Government establishments provide larger employment than all other sectors taken together. Amongst the districts, Siang accounts for 4754 (37%), Lohit accounts for 2550 (20%), Kameng accounts for 2338 (18%), Tirap accounts for 2149 (16%) and Subansiri accounts for 1141 (9%) of the workers.

TABLE 3•7

Distribution of 1000 persons employed in all establishments by district and rural/ urban differential

State/District	Total Rural Urban	Total persons employed in all establishments	Distribution of employment in		
			Industrial establishments	Trade establishments	Other establishments
Arunachal Pradesh	T	1000	108	204	688
	R	1000	96	212	692
	U	1000	149	176	675
Kameng . .	T	1000	92	302	606
	R	1000	104	370	526
	U	1000	62	123	815
Subansiri . .	T	1000	83	186	731
	R	1000	83	186	731
	U	..	..	..	..
Siang . . .	T	1000	92	188	720
	R	1000	33	195	772
	U	1000	184	177	639
Lohit . . .	T	1000	190	93	717
	R	1000	196	63	741
	U	1000	151	292	557
Tirap . . .	T	1000	79	252	669
	R	1000	79	252	669
	U	..	..	..	..

The Table 3.7 given above, read with Table 2.7 of the Chapter II, indicates that the 'other' establishments generate proportionately more employment than the remaining establishments. This is so because most of the Government establishments are included in the 'other' establishments and Government is the largest employer in Arunachal Pradesh. Between the industrial establishments and the trade establishment, the former employs proportionately more workers. The trade establishments are small in size as a rule and the large trade establishments again fall in the Government sector. The industrial establishments, however, have to employ an optimum number of workers to be profitable.

The districts do not show a definite relationship in the field of employment generation by industrial, trade of 'other' establishments. It is probable that the changes taking place in Arunachal Pradesh are still in their formative stages and some time will have to elapse before a stable picture of employment emerges in different sectors of the economy.

ARUNACHAL PRADESH

EMPLOYMENT IN DISTRICTS BY BROAD TYPES OF ESTABLISHMENTS, 1971

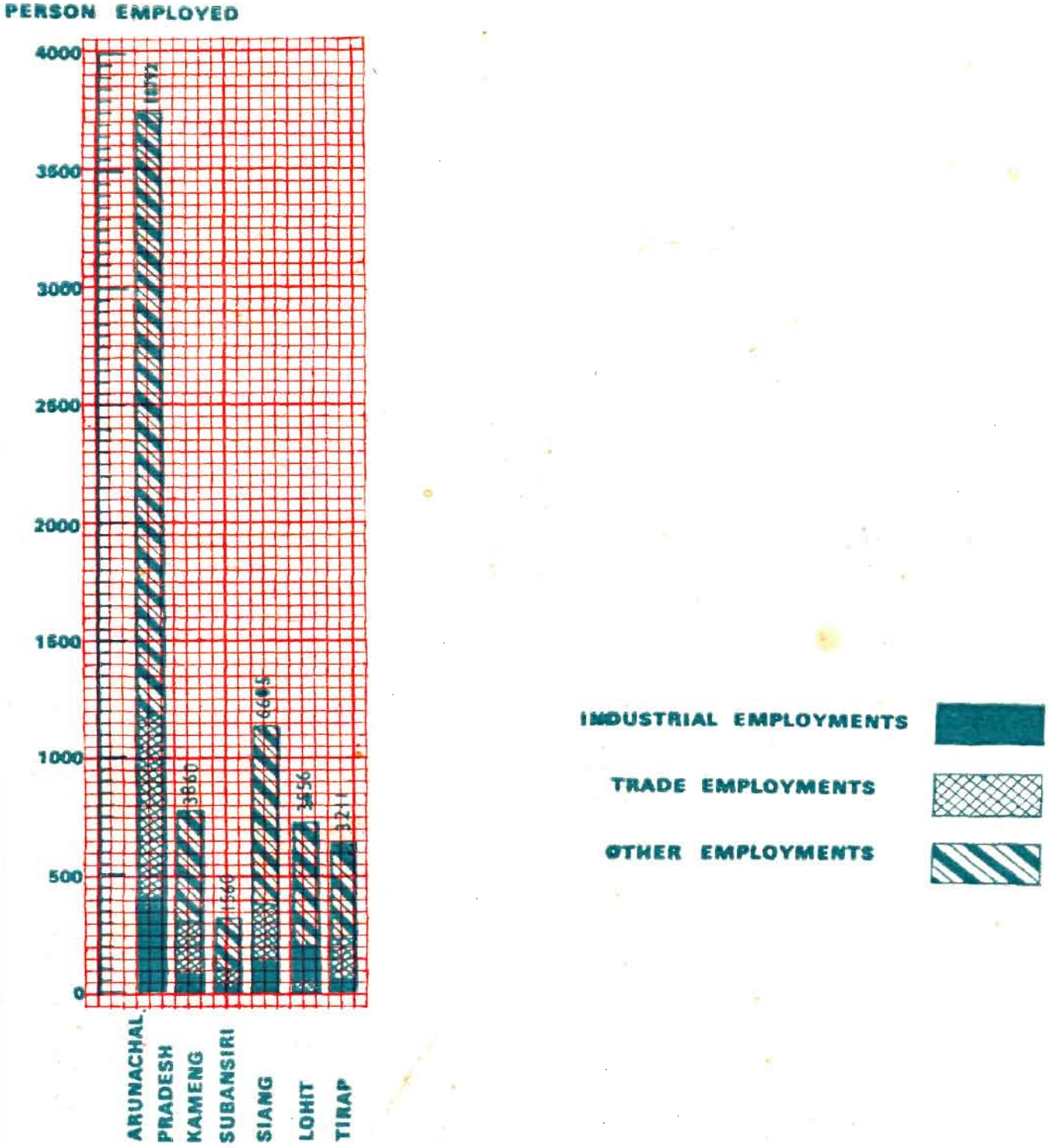

ARUNACHAL PRADESH
EMPLOYMENT BY SIZE OF ESTABLISHMENTS, 1971

MILES. 16 0 16 32 48

16 0 16 32 48 64 80 KILOMETRES.

BOUNDARY INTERNATIONAL

" STATE

" DISTRICT

DISTRICT HEADQUARTERS

ARUNACHAL PRADESH



Based upon Survey of India map with the permission of the Surveyor General of India

©Government of India copyright 1973

ARUNACHAL PRADESH
EMPLOYMENT IN ESTABLISHMENTS

MILES. 16 0 16 32 48

16 0 16 32 48 64 80 KILOMETRES.

BOUNDARY INTERNATIONAL

" STATE

" DISTRICT

DISTRICT HEADQUARTERS

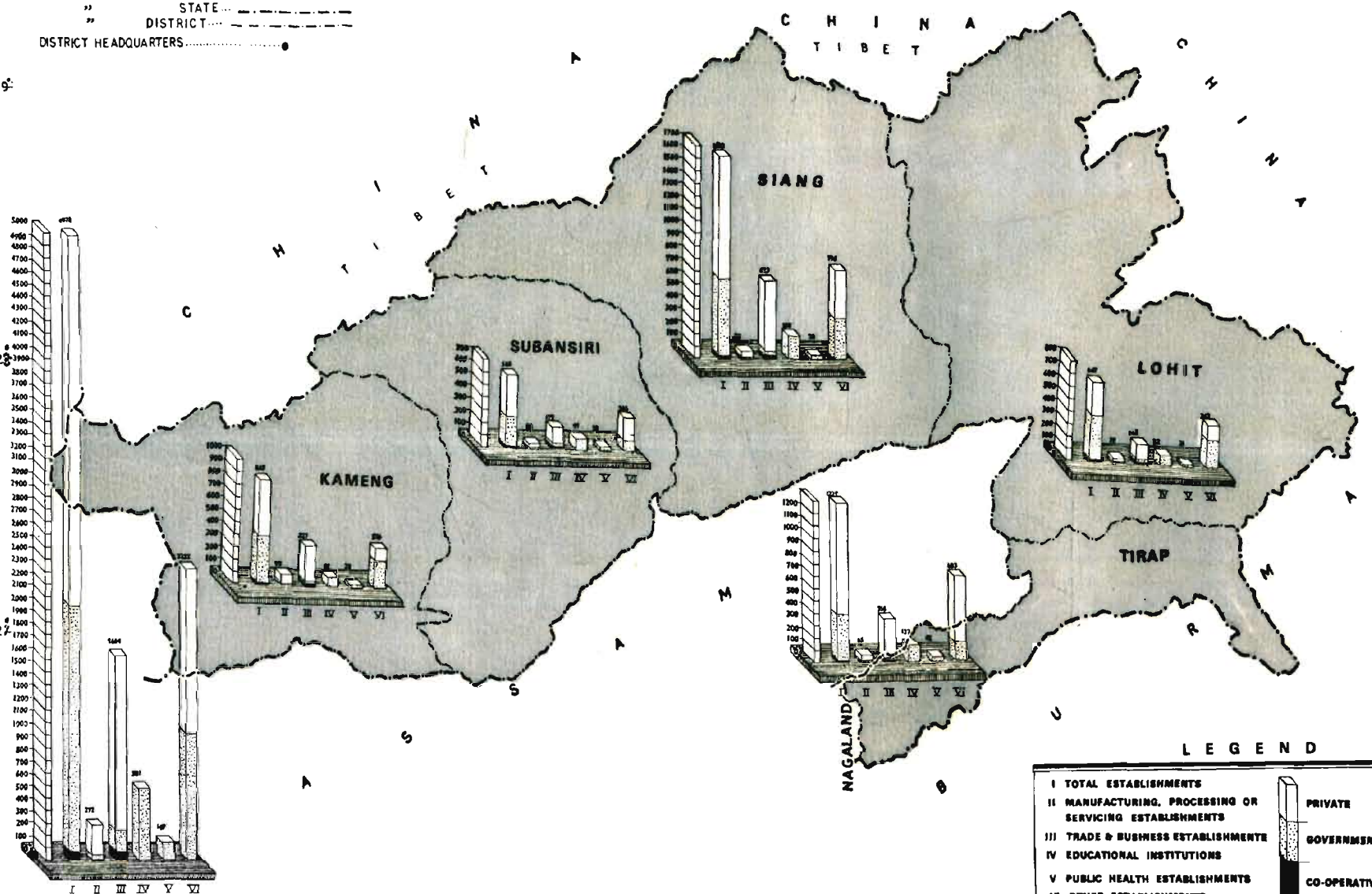

ARUNACHAL PRADESH

92° EAST OF GREENWICH 93° 94° 95° 96° 97°

29° 28° 27°

Based upon Survey of India map with the permission of the Surveyor General of India

© Government of India copyright 1972.

EMPLOYMENT IN ESTABLISHMENTS BY N.I.C. MAJOR GROUPS OF THE EMPLOYEDS ARUNACHAL PRADESH

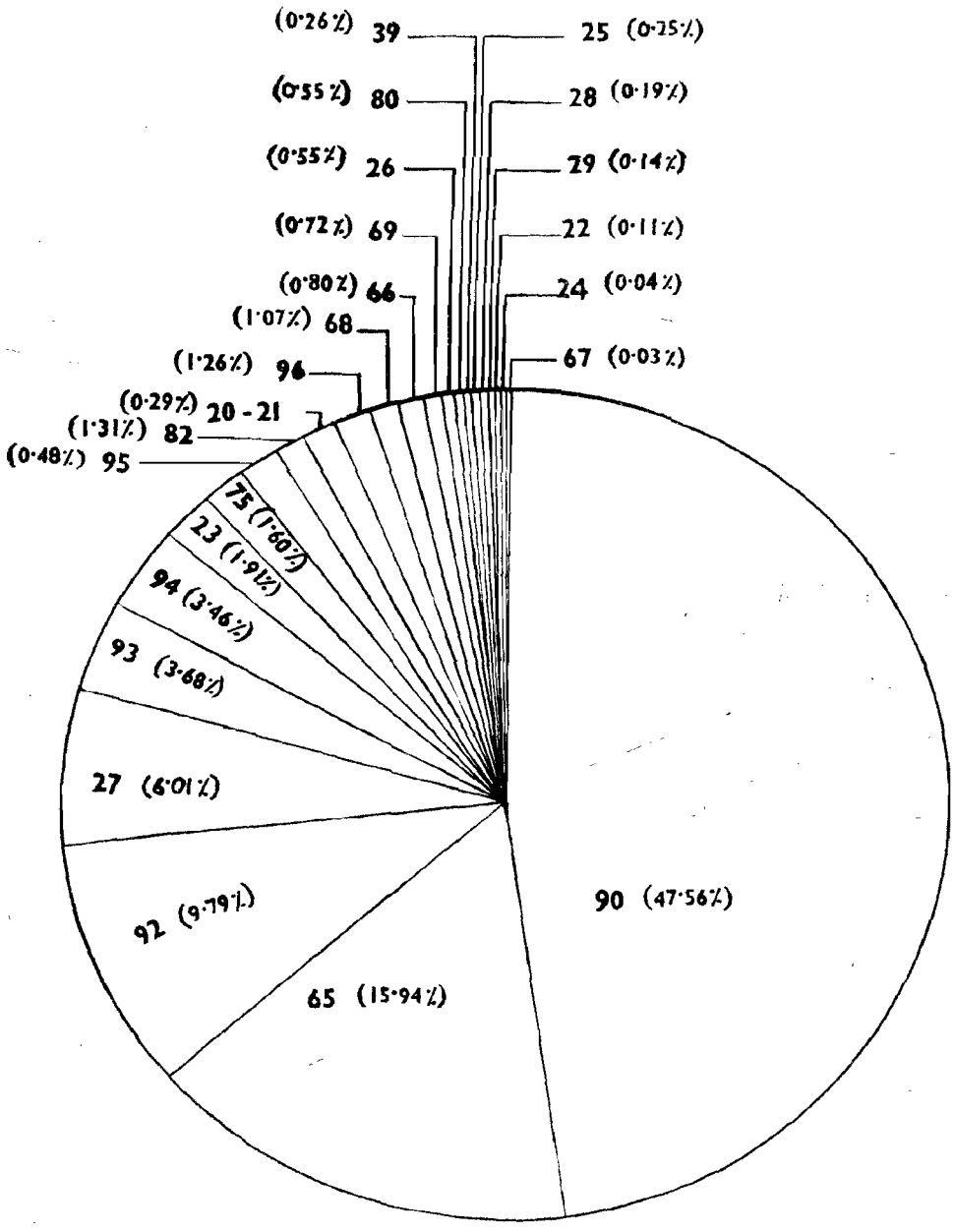

Figures inside or intended to be inside the segments indicate N.I.C. Groups.

(For N.I.C. 1970 codes see Appendix VI)

ESTABLISHMENTS BY N.I.C. MAJOR GROUPS, 1970

ARUNACHAL PRADESH

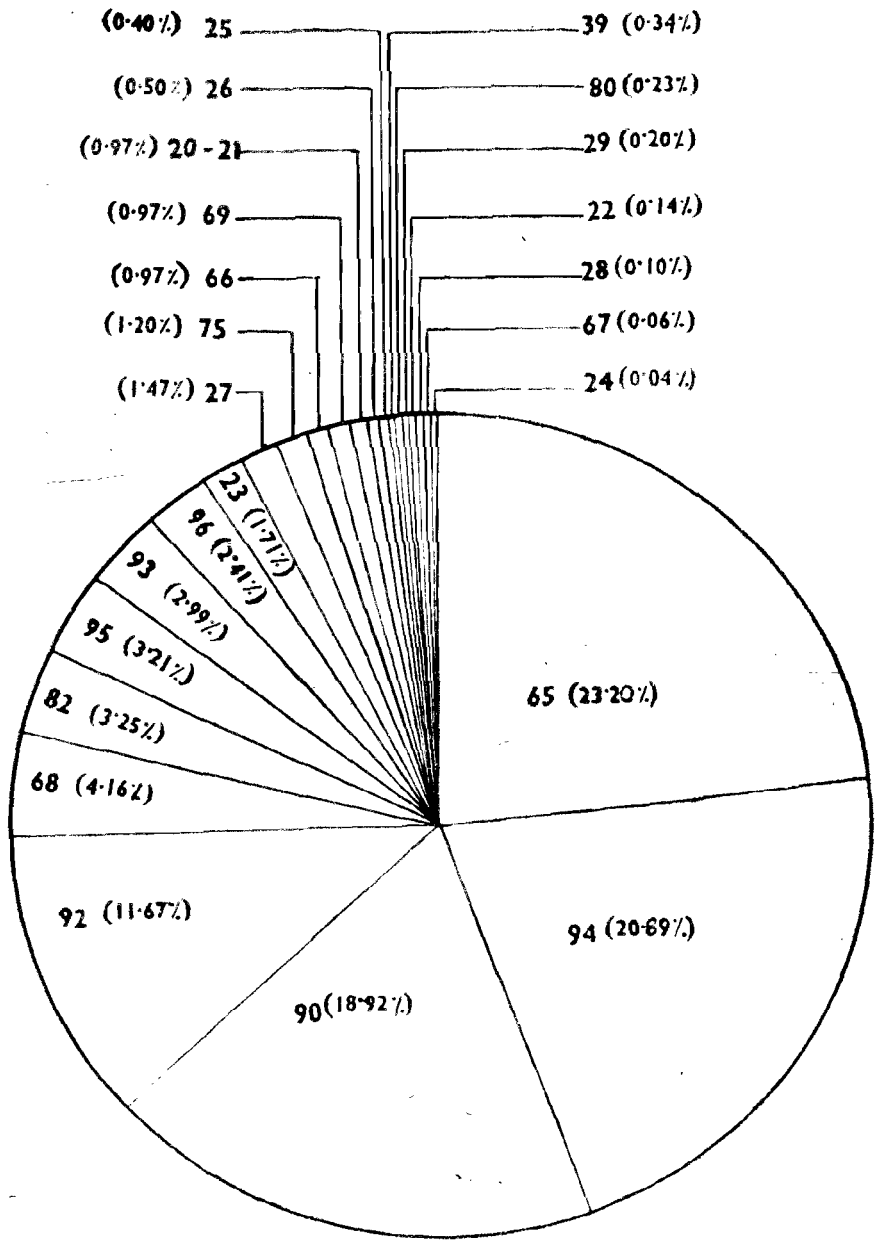

Figures inside or intended to be inside the segments indicate N.I.C. Groups.

(For N.I.C. 1970 codes see Appendix VI)

PART III—B

ESTABLISHMENTS TABLES

E—I/*Distribution of establishments by Broad Types*
(ARUNACHAL PRADESH/DISTRICT)

Territory/District	Total Rural Urban	(a) Govt. or Quasi-Govt. (b) Private (c) Co-operative	Total No. of Establishments	Manufacturing, Processing or Servicing establishments			Trade or business establishments			Other establishments		
				Registered Factories	Un-registered workshops	Household Industries	Wholesale	Retail	Others	Educational Institutions	Public Health institutions	Others
1	2	3	4	5	6	7	8	9	10	11	12	13
Arunachal Pradesh	Total	(a) Govt. or Quasi-Govt.	1,952	..	44	..	1	86	82	580	149	1,01
		(b) Private	2,952	2	66	176	..	11,19	276	1	..	1,312
		(c) Co-operative	74	..	..	4	..	70	..	..	..	..
	Rural	(a) Govt. or Quasi- Govt.	1,742	..	32	..	..	80	76	565	140	849
		(b) Private	2,592	1	57	148	..	904	270	1	..	1,211
		(c) Co-operative	64	..	..	4	..	60	..	..	..	..
	Urban	(a) Govt. or Quasi-Govt.	210	..	12	..	1	6	6	15	9	161
		(b) Private	360	1	9	28	..	215	6	..	..	101
		(c) Co-operative	10	..	..	..	..	10	..	..	..	..
Kameng District	Total	(a) Govt. or Quasi-Govt.	362	..	12	..	..	12	13	81	28	216
		(b) Private	470	..	31	50	..	241	48	..	..	100
		(c) Co-operative	13	..	..	..	..	13	..	..	..	..
	Rural	(a) Govt. or Quasi-Govt.	315	..	9	..	..	11	11	78	27	179
		(b) Private	417	..	30	47	..	203	47	..	..	90
		(c) Co-operative	11	..	..	..	..	11	..	..	..	..
	Urban	(a) Govt. or Quasi-Govt.	47	..	3	..	..	1	2	3	1	37
		(b) Private	53	..	1	3	..	38	1	..	..	10
		(c) Co-operative	2	..	..	..	..	2	..	..	..	..
Subansiri District	Total	(a) Govt. or Quasi-Govt.	241	..	7	..	..	23	15	90	20	86
		(b) Private	335	..	9	20	..	89	36	1	..	180
		(c) Co-operative	9	..	..	..	..	9	..	..	..	..
	Rural	(a) Govt. or Quasi-Govt.	241	..	7	..	..	23	15	90	20	86
		(b) Private	335	..	9	20	..	89	36	1	..	180
		(c) Co-operative	9	..	..	..	..	9	..	..	..	..
	Urban	(a) Govt. or Quasi-Govt.	..	..	..	..	..	..	..	..	..	..
		(b) Private	..	..	..	..	..	..	..	..	..	..
		(c) Co-operative	..	..	..	..	..	..	..	..	..	..
Siang District	Total	(a) Govt. or Quasi-Govt.	615	..	9	..	1	20	24	188	38	335
		(b) Private	987	1	9	40	..	425	133	..	..	379
		(c) Co-operative	20	..	..	..	..	20	..	..	..	..
	Rural	(a) Govt. or Quasi-Govt.	469	..	3	..	..	17	22	178	33	216
		(b) Private	736	..	5	21	..	280	133	..	..	297
		(c) Co-operative	14	..	..	..	..	14	..	..	..	..
	Urban	(a) Govt. or Quasi-Govt.	146	..	6	..	1	3	2	10	5	119
		(b) Private	251	1	4	19	..	145	..	..	..	82
		(c) Co-Operative..	6	..	..	..	..	6	..	..	..	..
Lohit District	Total	(a) Govt. or Quasi-Govt.	361	..	8	..	..	17	16	82	21	217
		(b) Private	272	1	8	22	..	76	39	..	..	126
		(c) Co-Operative	14	..	..	..	..	14	..	..	..	..
	Rural	(a) Govt. or Quasi Govt.	344	..	5	..	..	15	14	80	18	212
		(b) Private	216	1	4	16	..	44	34	..	..	117
		(c) Co-operative	12	..	..	..	..	12	..	..	..	..
	Urban	(a) Govt. or Quasi-Govt.	17	..	3	..	..	2	2	2	3	5
		(b) Private	56	..	4	6	..	32	5	..	..	9
		(c) Co-operative	2	..	..	..	..	2	..	..	..	..
Tirap District	Total	(a) Govt. or Quasi-Govt.	373	..	8	..	..	14	14	139	42	156
		(b) Private	888	..	9	44	..	288	20	..	..	527
		(c) Co-operative	18	..	..	4	..	14	..	..	..	..
	Rural	(a) Govt. or Quasi-Govt.	373	..	8	..	..	14	14	139	42	156
		(b) Private	888	..	9	44	..	288	20	..	..	527
		(c) Co-operative	18	..	..	4	..	14	..	..	..	..
	Urban	(a) Govt. or Quasi-Govt.	..	..	..	..	..	..	..	..	..	..
		(b) Private	..	..	..	..	..	..	..	..	..	..
		(c) Co-operative	..	..	..	..	..	..	..	..	..	..

E—I. 1. *Distribution of 1000 establishments by Broad Types in rural and urban areas separately*
ARUNACHAL PRADESH/DISTRICT

Territory/District	Total Rural Urban	(a) Govt. or Quasi-Govt. (b) Private (c) Co-operative	Total No. of Establishments	Manufacturing, Processing or Servicing establishments			Trade or business establishments			Others establishment		
				Registered Factories	Un-registered workshops	Household Industries	Wholesale	Retail	Others	Educational Institutions	Public Health Institutions	Others
1	2	3	4	5	6	7	8	9	10	11	12	13
Arunachal Pradesh	**Total**	**(a) Govt. or Quasi-Govt.**	**392**	**0**	**9**	**0**	**N**	**17**	**16**	**117**	**30**	**203**
		(b) Private	**593**	**N**	**13**	**35**	**0**	**225**	**56**	**N**	**0**	**264**
		(c) Co-operative	**15**	**0**	**0**	**1**	**0**	**14**	**0**	**0**	**0**	**0**
	Rural	(a) Govt. or Quasi-Govt.	395	0	6	0	0	18	17	129	32	193
		(b) Private	590	N	14	34	0	206	61	N	0	275
		(c) Co-operative	15	0	0	1	0	14	0	0	0	0
	Urban	(a) Govt. or Quasi-Govt.	363	0	21	0	2	10	10	26	16	278
		(b) Private	620	2	15	48	0	371	10	0	0	174
		(c) Co-operative	17	0	0	0	0	17	0	0	0	0
Kameng District	Total	(a) Govt. or Quasi-Govt.	429	0	14	0	0	14	16	96	33	256
		(b) Private	556	0	37	59	0	285	57	0	0	118
		(c) Co-operative	15	0	0	0	0	15	0	0	0	0
	Rural	(a) Govt. or Quasi-Govt.	424	0	12	0	0	15	15	105	36	241
		(b) Private	561	0	41	63	0	273	63	0	0	121
		(c) Co-operative	15	0	0	0	0	15	0	0	0	0
	Urban	(a) Govt. or Quasi-Govt.	461	0	30	0	0	10	19	29	10	363
		(b) Private	520	0	10	29	0	373	10	0	0	98
		(c) Co-operative	19	0	0	0	0	19	0	0	0	0
Subansiri District	Total	(a) Govt. or Quasi-Govt.	412	0	12	0	0	39	26	154	34	14
		(b) Private	573	0	15	34	0	152	62	2	0	308
		(c) Co-operative	15	0	0	0	0	15	0	0	0	0
	Rural	(a) Govt. or Quasi-Govt.	412	0	12	0	0	39	26	154	34	147
		(b) Private	573	0	15	34	0	152	62	2	0	308
		(c) Co-operative	15	0	0	0	0	15	0	0	0	0
	Urban	(a) Govt. or Quasi-Govt.	0	0	0	0	0	0	0	0	0	0
		(b) Private	0	0	0	0	0	0	0	0	0	0
		(c) Co-operative	0	0	0	0	0	0	0	0	0	0
Siang District	Total	(a) Govt. or Quasi-Govt.	379	0	5	0	1	12	15	116	23	207
		(b) Private	609	1	5	25	0	262	82	0	0	234
		(c) Co-operative	12	0	0	0	0	12	0	0	0	0
	Rural	(a) Govt. or Quasi-Govt.	385	0	3	0	0	14	18	146	27	177
		(b) Private	604	0	4	17	0	230	109	0	0	244
		(c) Co-operative	11	0	0	0	0	11	0	0	0	0
	Urban	(a) Govt. or Quasi-Govt.	362	0	15	0	3	7	5	25	12	295
		(b) Private	623	2	10	47	0	360	0	0	0	204
		(c) Co-operative	15	0	0	0	0	15	0	0	0	0
Lohit District	Total	(a) Govt. or Quasi-Govt.	558	0	12	0	0	26	25	127	33	335
		(b) Private	420	2	12	34	0	117	60	0	0	195
		(c) Co-operative	22	0	0	0	0	22	0	0	0	0
	Rural	(a) Govt. or Quasi-Govt.	601	0	9	0	0	26	24	140	31	371
		(b) Private	378	2	7	28	0	77	59	0	0	205
		(c) Co-operative	21	0	0	0	0	21	0	0	0	0
	Urban	(a) Govt. or Quasi-Govt.	227	0	40	0	0	27	27	26	40	67
		(b) Private	746	0	53	80	0	426	67	0	0	120
		(c) Co-operative	27	0	0	0	0	27	0	0	0	0
Tirap District	Total	(a) Govt. or Quasi-Govt.	292	0	6	0	0	11	11	109	33	122
		(b) Private	694	0	7	34	0	225	16	0	0	412
		(c) Co-operative	14	0	0	3	0	11	0	0	0	0
	Rural	(a) Govt. or Quasi-Govt.	292	0	6	0	0	11	11	109	33	122
		(b) Private	694	0	7	34	0	225	16	0	0	412
		(c) Co-operative	14	0	0	3	0	11	0	0	0	0
	Urban	(a) Govt. or Quasi-Govt.	..	..	..	..	..	..	..	..	..	..
		(b) rivate	..	..	..	..	..	..	..	..	..	..
		(c) Co-operative	..	..	..	..	..	..	..	..	..	..

E—II PART A *Distribution of manufacturing, processing or servicing establishments other than Household Industries classified by Registered Factories, Un-registered Workshops and size of employment—contd.*

(ARUNACHAL PRADESH/DISTRICT)

Division/Major Group of N.I.C.	Number of Factories or Workshops other than Household Industries by Size of Employment											
	Registered Factories											
	Total		10—19 Persons		20—49 Persons		50—99 Persons		100—299 Persons		300—499 Persons	
	Units	Persons employed	Units	Persons employed	Units	Persons employed	Units	Persons employed	Units	Persons employed	Units	Persons employed
1	2	3	4	5	6	7	8	9	10	11	12	13
ARUNACHAL PRADESH												
Total												
Division 2 & 3	2	800	..	..	..	..	..	..	..	..	1	300
Major Group 20—21	..	..	..	..	..	..	..	..	..	..	..	..
Major Group 22	..	..	..	..	..	..	..	..	..	..	..	..
Major Group 23	..	..	..	..	..	..	..	..	..	..	..	..
Major Group 24	..	..	..	..	..	..	..	..	..	..	..	..
Major Group 26	..	..	..	..	..	..	..	..	..	..	..	..
Major Group 27	2	800	..	..	..	..	..	..	..	..	1	300
Major Group 29	..	..	..	..	..	..	..	..	..	..	..	..
Major Group 39	..	..	..	..	..	..	..	..	..	..	..	..
Rural												
Division 2 & 3	1	500	..	..	..	..	..	..	..	..	..	..
Major Group 20—21	..	..	..	..	..	..	..	..	..	..	..	..
Major Group 22	..	..	..	..	..	..	..	..	..	..	..	..
Major Group 23	..	..	..	..	..	..	..	..	..	..	..	..
Major Group 24	..	..	..	..	..	..	..	..	..	..	..	..
Major Group 26	..	..	..	..	..	..	..	..	..	..	..	..
Major Group 27	1	500	..	..	..	..	..	..	..	..	..	..
Major Group 39	..	..	..	..	..	..	..	..	..	..	..	..
Urban												
Division 2 & 3	1	300	..	..	..	..	..	..	..	..	1	300
Major Group 20—21	..	..	..	..	..	..	..	..	..	..	..	..
Major Group 22	..	..	..	..	..	..	..	..	..	..	..	..
Major Group 23	..	..	..	..	..	..	..	..	..	..	..	..
Major Group 26	..	..	..	..	..	..	..	..	..	..	..	..
Major Group 27	1	300	..	..	..	..	..	..	..	..	1	300
Major Group 29	..	..	..	..	..	..	..	..	..	..	..	..
Major Group 39	..	..	..	..	..	..	..	..	..	..	..	..
KAMENG DISTRICT												
Total												
Division 2 & 3	..	..	..	..	..	..	..	..	..	..	..	..
Major Group 20—21	..	..	..	..	..	..	..	..	..	..	..	..
Major Group 23	..	..	..	..	..	..	..	..	..	..	..	..
Major Group 26	..	..	..	..	..	..	..	..	..	..	..	..
Major Group 27	..	..	..	..	..	..	..	..	..	..	..	..
Major Group 39	..	..	..	..	..	..	..	..	..	..	..	..

E—II PART A *Distribution of manufacturing, processing or servicing establishments other than Household Industries claissfied by Registered Factories, Un-registered Workshops and size of employment—contd.*

ARUNACHAL PRADESH/DISTRICT

Number of Factories or Household Industries by Size of Employment													
Registered Factories			Un-Registered Workshops										Division/Major Group of N.I.C.
500+Persons		Persons Unspecified	Total		One person	2—4 Persons		5—9 Persons		10—19 Persons		Persons unspecified	
Units	Persons employed	Units	Units	Persons employed	Units	Units	Persons employed	Units	Persons employed	Units	Persons employed	Units	
14	15	16	17	18	19	20	21	22	23	24	25	26	1
						ARUNACHAL PRADESH							
						Total							
1	500	..	110	612	22	37	129	33	252	18	209	..	Division 2 & 3
..	..	..	48	243	11	17	58	15	111	5	63	..	Major Group 20—21
..	..	..	2	6	..	2	6	..	..	..	..	..	Major Group 22
..	..	..	18	100	3	7	21	5	39	3	37	..	Major Group 23
..	..	..	2	8	..	2	8	..	..	..	..	..	Major Group 24
..	..	..	16	69	6	4	16	5	36	1	11	..	Major Group 26
1	500	..	21	158	2	5	20	6	49	8	87	..	Major Group 27
..	..	..	1	8	..	..	..	1	8	..	..	..	Major Group 29
..	..	..	2	20	..	..	..	1	9	1	11	..	Major Group 39
						Rural							
1	500	..	89	448	21	31	107	25	189	12	131	..	Division 2 & 3
..	..	..	40	187	10	15	51	11	81	4	45	..	Major Group 20—21
..	..	..	1	3	..	1	3	..	..	..	..	..	Major Group 22
..	..	..	15	70	3	7	21	3	22	2	24	..	Major Group 23
..	..	..	2	8	..	2	8	..	..	..	..	..	Major Group 24
..	..	..	15	65	6	3	12	5	36	1	11	..	Major Group 26
1	500	..	15	106	2	3	12	5	41	5	51	..	Major Group 27
..	..	..	1	9	..	..	..	1	9	..	..	..	Major Group 39
						Urban							
..	..	..	21	164	1	6	22	8	63	6	78	..	Division 2 & 3
..	..	..	8	56	1	2	7	4	30	1	18	..	Major Group 20—21
..	..	..	1	3	..	1	3	..	..	..	..	..	Major Group 22
..	..	..	3	30	..	..	..	2	17	1	13	..	Major Group 23
..	..	..	1	4	..	1	4	..	..	..	..	..	Major Group 26
..	..	..	6	52	..	2	8	1	8	3	36	..	Major Group 27
..	..	..	1	8	..	..	..	1	8	..	..	..	Major Group 29
..	..	..	1	11	..	..	..	..	..	1	11	..	Major Group 39
						KAMENG DISTRICT							
						Total							
..	..	..	43	220	12	15	46	7	53	9	109	..	Division 2 & 3
..	..	..	26	136	7	9	27	5	39	5	63	..	Major Group 20—21
..	..	..	11	52	3	4	11	2	14	2	24	..	Major Group 23
..	..	..	4	10	2	2	8	..	..	..	..	..	Major Group 26
..	..	..	1	11	..	..	..	..	..	1	11	..	Major Group 27
..	..	..	1	11	..	..	..	..	..	1	11	..	Major Group 39

E--II PART A *Distribution of manufacturing, processing or servicing establishments other than Household Industries classified by Registered Factories, Un-registered Workshops and size of employment—contd.*

(ARUNACHAL PRADESH/DISTRICT)

Division/Major Group of N.I.C.	Number of Factories or Workshops other than Household Industries by Size of Employment											
	Registered Factories											
	Total		10—19 Persons		20—49 Persons		50—99 Persons		100—299 Persons		300—499 Persons	
	Units	Persons employed	Units	Persons employed	Units	Persons employed	Units	Persons employed	Units	Persons employed	Units	Persons employed
1	2	3	4	5	6	7	8	9	10	11	12	13
KAMENG DISTRICT (Contd.)												
Rural												
Division 2 & 3	..	..	..	..	..	..	..	..	..	..	..	..
Major Group 20—21	..	..	..	..	..	..	..	..	..	..	..	..
Major Group 23	..	..	..	..	..	..	..	..	..	..	..	..
Major Group 26	..	..	..	..	..	..	..	..	..	..	..	..
Major Group 27	..	..	..	..	..	..	..	..	..	..	..	..
Urban												
Division 2 & 3	..	..	..	..	..	..	..	..	..	..	..	..
Major Group 20—21	..	..	..	..	..	..	..	..	..	..	..	..
Major Group 23	..	..	..	..	..	..	..	..	..	..	..	..
Major Group 39	..	..	..	..	..	..	..	..	..	..	..	..
SUBANSIRI DISTRICT												
Total												
Division 2 & 3	..	..	..	..	..	..	..	..	..	..	..	..
Major Group 20—21	..	..	..	..	..	..	..	..	..	..	..	..
Major Group 23	..	..	..	..	..	..	..	..	..	..	..	..
Major Group 26	..	..	..	..	..	..	..	..	..	..	..	..
Major Group 27	..	..	..	..	..	..	..	..	..	..	..	..
Major Group 39	..		..	..	..	..	..	..	..	..	..	..
Rural												
Division 2 & 3	..	..	..	..	..	..	..	..	..	..	..	..
Major Group 20—21	..	..	..	..	..	..	..	..	..	..	..	..
Major Group 23	..	..	..	..	..	..	..	..	..	..	..	..
Major Group 26	..	..	..	..	..	..	..	..	..	..	..	..
Major Group 27	..	..	..	..	..	..	..	..	..	..	..	..
Major Group 39	..	..	..	..	..	..	..	..	..	..	..	..
Urban												
NIL												
SIANG DISTRICT												
Total												
Division 2 & 3	1	300	..	..	..	..	..	..	..	..	1	300
Major Group 20—21	..	..	..	..	..	..	..	..	..	..	..	..
Major Group 23	..	..	..	..	..	..	..	..	..	..	..	..
Major Group 26	..	..	..	..	..	..	..	..	..	..	..	..
Major Group 27	1	300	..	..	..	..	..	..	..	..	1	300
Major Group 29	..	..	..	..	..	..	..	..	..	..	..	..

E—II PART A *Distribution of manufacturing, processing or servicing establishments other than Household Industries classified by Registered Factories, Un-registered Workshops and size of employment—contd.*

(ARUNACHAL PRADESH/DISTRICT)

NUMBER OF FACTORIES OR WORKSHOPS OTHER THAN HOUSEHOLD INDUSTRIES BY SIZE OF EMPLOYMENT

Registered Factories			Un-registered Workshops										Division/Major Group of N.I.C.
50+ Persons		Persons unspecified	Total		One Person	2—4 Persons		5—9 Persons		10—19 Persons		Persons unspecified	
Units	Persons employed	Units	Units	Persons employed	Units	Units	Persons employed	Units	Persons employed	Units	Persons employed	Units	
14	15	16	17	18	19	20	21	22	23	24	25	26	1
					KAMENG DISTRICT (contd.)								
					Rural								
..	..	..	39	174	12	15	46	5	36	7	80	..	Division 2 & 3
..	..	..	24	109	7	9	27	4	30	4	45	..	Major Group 20—21
..	..	..	10	44	3	4	11	1	6	2	24	..	Major Group 23
..	..	..	4	10	2	2	8	..	..	..	..	..	Major Group 26
..	..	..	1	11	..	..	..	..	..	1	11	..	Major Group 27
					Urban								
..	..	..	4	46	..	..	..	2	17	2	29	..	Division 2 & 3
..	..	..	2	27	..	..	..	1	9	1	18	..	Major Group 20—21
..	..	..	1	8	..	..	..	1	8	..	..	..	Major Group 23
..	..	..	1	11	..	..	..	..	..		11	..	Major Group 39
					SUBANSIRI DISTRICT								
					Total								
..	..	..	16	77	5	3	12	7	50	1	10	..	Division 2 & 3
..	..	..	9	39	3	2	8	4	28	..	..	..	Major Group 20—21
..	..	..	1	8	..	..	..	1	8	..	..	..	Major Group 23
..	..	..	4	11	2	1	4	1	5	..	..	..	Major Group 26
..	..	..	1	10	..	..	..	..	..	1	10	..	Major Group 27
..	..	..	1	9	..	..	..	1	9	..	..	..	Major Group 39
					Rural								
..	..	..	16	77	5	3	12	7	50	1	10	..	Division 2 & 3
..	..	..	9	39	3	2	8	4	28	..	..	..	Major Group 20—21
..	..	..	1	8	..	..	..	1	8	..	..	..	Major Group 23
..	..	..	4	11	2	1	4	1	5	..	..	..	Major Group 26
..	..	..	1	10	..	..	..	..	..	1	10	..	Major Group 27
..	..	..	1	9	..	..	..	1	9	..	..	..	Major Group 39
					Urban								
					NIL								
					SIANG DISTRICT								
					Total								
..	..	..	18	138	1	4	16	8	64	5	57	..	Division 2 & 3
..	..	..	4	20	1	1	4	2	15	..	..	..	Major Group 20—21
..	..	..	3	21	..	1	4	2	17	..	..	..	Major Group 23
..	..	..	2	18	..	..	..	1	7	1	11	..	Major Group 26
..	..	..	8	71	..	2	8	2	17	4	46	..	Major Group 27
..	..	..	1	8	..	..	..	1	8	..	..	..	Major Group 29

E—II PART A *Distribution of manufacturing, processing or servicing establishments other than Household Industries classified by Registered Factories, Un-registered Workshops and size of emplanyment—contd.*

(ARUNACHAL PRADESH/DISTRICT)

Division/Major Group of N.I.C.	Number of Factories or Workshops other than Household Industries by Size of Employment											
	Registered Factories											
	Total		10—19 Persons		20—49 Persons		50—99 Persons		100—299 Persons		300—499 Persons	
	Units	Persons employed	Units	Persons employed	Units	Persons employed	Units	Persons employed	Units	Persons employed	Units	Persons employed
1	2	3	4	5	6	7	8	9	10	11	12	13
SIANG DISTRICT (Contd.)												
Rural												
Division 2 & 3	..	..	..	..	..	..	..	..	..	..	..	..
Major Group 23	..	..	..	..	..	..	..	..	..	..	..	..
Major Group 26	..	..	..	..	..	..	..	..	..	..	..	..
Major Group 27	..	..	..	..	..	..	..	..	..	..	..	..
Urban												
Division 2 & 3	1	300	..	..	..	..	..	..	..	..	1	300
Major Group 20—21	..	..	..	..	..	..	..	..	..	..	..	..
Major Group 23	..	..	..	..	..	..	..	..	..	..	..	..
Major Group 27	1	300	..	..	..	..	..	..	..	..	1	300
Major Group 29	..	..	..	..	..	..	..	..	..	..	..	..
LOHIT DISTRICT												
Total												
Division 2 & 3	1	500	..	..	..	..	..	..	..	..	..	..
Major Group 20—21	..	..	..	..	..	..	..	..	..	..	..	..
Major Group 22	..	..	..	..	..	..	..	..	..	..	..	..
Major Group 23	..	..	..	..	..	..	..	..	..	..	..	..
Major Group 24	..	..	..	..	..	..	..	..	..	..	..	..
Major Group 26	..	..	..	..	..	..	..	..	..	..	..	..
Major Group 27	1	500	..	..	..	..	..	..	..	..	..	..
Rural												
Division 2 & 3	1	500	..	..	..	..	..	..	..	..	..	..
Major Group 20—21	..	..	..	..	..	..	..	..	..	..	..	..
Major Group 23	..	..	..	..	..	..	..	..	..	..	..	..
Major Group 24	..	..	..	..	..	..	..	..	..	..	..	..
Major Group 26	..	..	..	..	..	..	..	..	..	..	..	..
Major Group 27	1	500	..	..	..	..	..	..	..	..	..	..
Urban												
Division 2 & 3	..	..	..	..	..	..	..	..	..	..	..	..
Major Group 20—21	..	..	..	..	..	..	..	..	..	..	..	..
Major Group 22	..	..	..	..	..	..	..	..	..	..	..	..
Major Group 23	..	..	..	..	..	..	..	..	..	..	..	..
Major Group 26	..	..	..	..	..	..	..	..	..	..	..	..
Major Group 27	..	..	..	..	..	..	..	..	..	..	..	..

E—II PART A *Distribution of manufacturing, processing or servicing establishments other than Household Industries classified by Registered Factories, Un-registered Workshops and size of employment—contd.*

(ARUNACHAL PRADESH/DISTRICT)

NUMBER OF FACTORIES OR WORKSHOPS OTHER THAN HOUSEHOLD INDUSTRIES BY SIZE OF EMPLOYMENT

Registered Factories			Un-Registered Workshops										Division/Major Group of N.I.C.
500+ Persons		Persons Unspecified.	Total		One Person	2—4 Persons		5—9 Persons		10—19 Persons		Persons Unspecified	
Units	Persons employed	Units	Units	Persons employed	Units	Units	Persons employed	Units	Persons employed	Units	Persons employed	Units	
14	15	16	17	18	19	20	21	22	23	24	25	26	1
					SIANG DISTRICT (Contd.)								
					Rural								
..	—	..	8	61	..	2	8	4	32	2	21	..	Division 2 & 3
..	..	..	2	12	..	1	4	1	8	..	..	..	Major Group 2 3
..	..	..	2	18	..	..	..	1	7	1	11	..	Major Group 26
..	..	..	4	31	..	1	4	2	17	1	10	..	Major Group 27
					Urban								
..	..	..	10	77	1	2	8	4	32	3	36	..	Division 2 & 3
..	..	..	4	20	1	1	4	2	15	..	..	..	Major Group 20—21
..	..	..	1	9	..	..	..	1	9	..	..	..	Major Group 23
..	..	..	4	40	..	1	4	..	..	3	36	..	Major Group 27
..	..	..	1	8	..	..	..	1	8	..	..	..	Major Group 29
					LOHIT DISTRICT								
					Total								
1	500	..	16	98	..	8	30	7	55	1	13	..	Division 2 & 3
..	..	..	6	33	..	3	11	3	22	..	..	..	Major Group 20—21
..	..	..	1	3	..	1	3	..	..	..	..	..	Major Group 22
..	..	..	2	17	..	1	4	..	..	1	13	..	Major Group 23
..	..	..	1	4	..	1	4	..	..	..	..	..	Major Group 24
..	..	..	2	12	..		4	1	8	..	..	..	Major Group 26
1	500	..	4	29	..	1	4	3	25	..	..	..	Major Group 27
					Rural								
1	500	..	4	5	..	4	16	5	41	..	..	..	Division 2 & 3
..	..	..	1	2	..	2	8	2	16	..	..	..	Major Group 20—2
..	..	..	1	4	..	1	4	..	..	..	..	..	Major Group 23
..	..	..	1	4	..	1	4	..	..	..	..	..	Major Group 24
..	..	..	1	8	..	..	..	1	8	..	..	..	Major Group 26
1	500	..	2	17	..	..	..	2	17	..	..	..	Major Group 27
					Urba								
..	..	..	7	41	..	4	14	2	14	1	13	..	Division 2 & 3
..	..	..	2	9	..	1	3	1	6	..	..	..	Major Group 20—21
..	..	..	1	3	..	1	3	..	..	..	..	..	Major Group 22
..	..	..	1	13	..	..	..	..	..	1	13	..	Major Group 23
..	..	..	1	4	..	1	4	..	..	..	..	..	Major Grou 26
..	..	..	2	12	..	1	4	1	8	..	..	..	Major Group 27

E—II PART A *Distribution of manufacturing, processing or servicing establishments other than Household Industries classified by Registered Factories, Un-registered Workshops and size of employment*—contd.

(ARUNACHAL PRADESH/DISTRICT)

NUMBER OF FACTORIES OR WORKSHOPS OTHER THAN HOUSEHOLD INDUSTRIES BY SIZE OF EMPLOYMENT

Division/Major Grroup of N.I.C.	Registered Factories											
	Total		10—19 Persons		20—49 Persons		50—99 Persons		100—299 Persons		300—499 Persons	
	Units	Persons employed	Units	Persons employed	Units	Persons employed	Units	Persons employed	Units	Persons employed	Units	Persons employed
1	2	3	4	5	6	7	8	9	10	11	12	13
TIRAP DISTRICT												
Total												
Division 2 & 3	..	..	..	..	..	..	..	..	..	..	..	..
Major Group 20—21	..	..	..	..	..	..	..	..	..	..	..	..
Major Group 22	..	..	..	..	..	..	..	..	..	..	..	..
Major Group 23	..	..	..	..	..	..	..	..	..	..	..	..
Major Group 24	..	..	..	..	..	..	..	..	..	..	..	..
Major Group 26	..	..	..	..	..	..	..	..	..	..	..	..
Major Group 27	..	..	..	..	..	..	..	..	..	..	..	..
Rural												
Division 2 & 3	..	..	..	..	..	..	..	..	..	..	..	..
Major Group 20—21	..	..	..	..	..	..	..	..	..	..	..	..
Major Group 22	..	..	..	..	..	..	..	..	..	..	..	..
Major Group 23	..	..	..	..	..	..	..	..	..	..	..	..
Major Group 24	..	..	..	..	..	..	..	..	..	..	..	..
Major Group 26	..	..	..	..	..	..	..	..	..	..	..	..
Major Group 27	..	..	..	..	..	..	..	..	..	..	..	..
Urban												
NIL												

E—II PART A Distribution of manufacturing, processing or servicing establishments other than Household Industries classified by Registered Factories, Un-registered Workshops and size of employment—concld.

ARUNACHAL PRADESH/DISTRICT

NUMBER OF FACTORIES OR WORKSHOPS OTHER THAN HOUSEHOLD INDUSRIES BY SIZE OF EMPLOYMENT

Registered Factories			Un-Registered Workshops										Division/Major Group of N.I.C.
500+ Persons		Persons Unspecified.	Total		One Person	2—4 Persons		5—9 Persons		10—19 Persons		Persons Unspecified	
Units	Persons employed	Units	Units	Persons employed	Units	Units	Persons employed	Units	Persons dmployed	Units	Persons employed	Units	
14	15	16	17	18	19	20	21	22	23	24	25	26	1
					TIRAP DISTRICT								
					Total								
..	..	..	17	79	4	7	25	4	30	2	20	..	Division 2 & 3
..	..	..	3	15	..	2	8	1	7	..	..	..	Major Group 20—21
..	..	..	1	3	..	1	3	..	..	..	..	..	Major Group 22
..	..	..	1	2	..	1	2	..	..	..	..	..	Major Group 23
..	..	..	1	4	..	1	4	..	..	..	..	..	Major Group 24
..	..	..	4	18	2	..	..	2	16	..	..	..	Major Group 26
..	..	..	7	37	2	2	8	1	7	2	20	..	Major Group 27
					Rural								
..	..	..	17	79	4	7	25	4	30	2	20	..	Division 2 & 3
..	..	..	3	15	..	2	8	1	7	..	..	..	Major Group 20—21
..	..	..	1	3	..	1	3	..	..	..	..	..	Major Group 22
..	..	..	1	2	..	1	2	..	..	..	..	..	Major Group 23
..	..	..	1	4	..	1	4	..	..	..	..	..	Major Group 24
..	..	..	4	18	2	..	..	2	16	..	..	..	Major Group 26
..	..	..	7	37	2	2	8	1	7	2	20	..	Major Group 27
					Urban								
					NIL								

E—II PART A. I *Distribution of* 1000 *manufacturing, processing or servicing establishments other than Household Industry as Registered Factories, Unregistered Workshops in each Division/Major Group of NIC and by size of employment in rural and urban areas*

(ARUNCHAL PRADESH/DISTRICT)

Division/Major Group of N. I. C.	Total Rural Urban	Total	Number of Registered Factories or Workshops other than Household Industries by size of Employment													
			Registered Factories								Un-Registered Workshops					
			Total	10-19 Persons	20-49 Persons	50-99 Persons	100-299 Persons	300-499 Persons	500+ Persons	Persons unspecified	Total	One Person	2-4 Persons	5-9 Persons	10-19 Persons	Persons unspecified
1	2	3	4	5	6	7	8	9	10	11	12	13	14	15	16	17
							ARUNACHAL PRADESH									
Division 2 & 3	. Total	1000	18	..	..	..	..	9	9	..	982	196	330	295	161	..
	Rural	1000	11	..	..	..	..	..	11	..	989	233	344	278	134	..
	Urban	1000	45	..	..	..	..	45	..	..	955	45	273	364	273	..
Major Group 20-21	Total	1000	..	..	..	..	..	..	..	..	1000	229	354	313	104	..
	Rural	1000	..	..	..	..	..	..	..	..	1000	250	375	275	100	..
	Urban	1000	..	..	..	..	..	..	..	..	1000	125	250	500	125	..
Major Group 22	. Total	1000	..	..	..	..	..	..	..	..	1000	..	1000	..	..	..
	Rural	1000	..	..	..	..	..	..	..	..	1000	..	1000	..	..	..
	Urban	1000	..	..	..	..	..	..	..	..	1000	..	1000	..	..	..
Major Group 23	. Total	1000	..	..	..	..	..	..	..	..	1000	167	389	278	166	..
	Rural	1000	..	..	..	..	..	..	..	..	1000	200	467	200	133	..
	Urban	1000	..	..	..	..	..	..	..	..	1000	..	..	667	333	..
Major Group 24	. Total	1000	..	..	..	..	..	..	..	..	1000	..	1000	..	..	..
	Rural	1000	..	..	..	..	..	..	..	..	1000	..	1000	..	..	..
	Urban	..	..	..	..	..	..	..	..	..	..	..	..	..	..	..
Major Group 26	. Total	1000	..	..	..	..	..	..	..	..	1000	375	250	313	62	..
	Rural	1000	..	..	..	..	..	..	..	..	1000	400	200	333	67	..
	Urban	1000	..	..	..	..	..	..	..	..	1000	..	1000	..	..	..
Major Group 27	. Total	1000	87	..	..	..	..	44	43	..	913	87	217	261	348	..
	Rural	1000	63	..	..	..	..	..	63	..	937	125	188	312	312	..
	Urban	1000	143	..	..	..	..	143	..	..	857	..	286	143	428	..
Major Group 29	. Total	1000	..	..	..	..	..	..	..	..	1000	..	..	1000	..	..
	Rural	..	..	..	..	..	..	..	..	..	..	..	..	..	..	..
	Urban	1000	..	..	..	..	..	..	..	..	1000	..	..	1000	..	..
Major Group 39	. Total	1000	..	..	..	..	..	..	..	..	1000	..	..	500	500	..
	Rural	1000	..	..	..	..	..	..	..	..	1000	..	..	1000	..	..
	Urban	1000	..	..	..	..	..	..	..	..	1000	..	..	..	1000	..

E—II PART A. I *Distribution of* 1000 *manufacturing, processing or servicing establishments other than Household Industry as Registered Factories, Unregistered Workshops in each Division/Major Groups of NIC and by size of employment in rural and urban areas*—contd.

(ARUNACHAL PRADESH/DISTRICT)

Division/Major Group of N.I.C.	Total Rural Urban	Total	Number of Registered Factories or Workshops other than Household Industries by size of Employment													
			Registered Factories								Un-Registered Workshops					
			Total	10-19 Persons	20-49 Persons	50-99 Persons	100-299 Persons	300-499 Persons	500+ Persons	Persons Unspecified	Total	One Person	2-4 Persons	5-9 Persons	10-19 Persons	Persons unspecified
1	2	3	4	5	6	7	8	9	10	11	12	13	14	15	16	17
							KAMENG DISTRICT									
Division 2 & 3	Total	1000	..	..	..	..	..	..	..	..	1000	279	349	163	209	..
	Rural	1000	..	..	..	..	..	..	..	..	1000	308	385	128	179	..
	Urban	1000	..	..	..	..	..	..	..	..	1000	..	..	500	500	..
Major Group 20-21	Total	1000	—	—	—	..	..	..	..	..	1000	269	346	192	193	..
	Rural	1000	—	—	—	..	..	..	..	..	1000	292	375	167	166	..
	Urban	1000	..	..	..	..	..	..	..	..	1000	..	..	500	500	..
Major Group 23	Total	1000	—	..	..	..	..	..	..	..	1000	273	363	182	182	—
	Rural	1000	..	..	..	..	..	..	..	..	1000	300	400	100	200	..
	Urban	1000	..	..	..	..	..	..	..	..	1000	..	..	1000	..	..
Major Group 26	Total	1000	..	..	..	..	..	..	..	..	1000	500	500	..	..	..
	Rural	1000	..	..	..	..	..	..	..	..	1000	500	500	..	..	..
	Urban	..	..	..	..	..	..	..	..	..	..	..	..	..	..	..
Major Group 27	Total	1000	..	..	..	..	..	..	..	..	1000	..	..	..	1000	—
	Rural	1000	..	..	..	..	..	..	..	..	1000	..	..	..	1000	..
	Urban	..	..	..	..	..	..	..	..	..	..	..	..	..	..	—
Major Group 39	Total	1000	..	..	..	..	..	..	..	..	1000	..	..	..	1000	—
	Rural	..	..	..	..	..	..	..	..	..	..	..	..	..	..	..
	Urban	1000	..	..	..	..	..	..	..	..	1000	..	..	..	1000	..
							SUBANSIRI DISTRICT									
Division 2 & 3	Total	1000	..	..	..	..	..	..	..	..	1000	312	188	437	63	—
	Rural	1000	..	..	..	..	..	..	..	..	1000	312	188	437	63	—
	Urban	..	..	..	..	..	..	..	..	..	..	..	..	..	..	—
Major Group 20-21	Total	1000	—	—	..	..	..	..	..	..	1000	333	222	445	..	—
	Rural	1000	..	..	..	..	..	..	..	..	1000	333	222	445	..	—
	Urban	..	..	..	..	..	..	..	..	..	..	..	..	..	..	—
Major Group 23	Total	1000	..	..	..	..	..	..	..	..	1000	..	..	1000	..	—
	Rural	1000	..	..	..	..	..	..	..	..	1000	..	..	1000	..	..
	Urban	..	..	..	..	..	..	..	..	..	..	..	..	..	..	—
Major Group 26	Total	1000	..	..	..	..	..	..	..	..	1000	500	250	250	..	—
	Rural	1000	..	..	..	..	..	..	..	..	1000	500	250	250	..	—
	Urban	..	..	..	..	..	..	..	..	..	..	..	..	..	..	—
Major Group 27	Total	1000	..	..	—	..	..	..	..	..	1000	..	..	..	1000	—
	Rural	1000	..	..	..	..	..	..	..	..	1000	..	..	..	1000	..
	Urban	..	..	..	..	..	..	..	..	..	..	..	..	..	..	..
Major Group 39	Total	1000	..	..	..	..	..	..	..	..	1000	..	..	1000	..	—
	Rural	1000	..	..	..	..	..	..	..	..	1000	..	..	1000	..	..
	Urban	..	..	..	..	..	..	..	..	..	..	..	..	..	..	—

E—II PART A. I *Distribution of* 1000 *manufacturing, processing or servicing establishments other than Household Industry as Registered Factories, Unregistered Workshops in each Division/Major Groups of NIC and size of employment in rural and urban areas*—contd.

(ARUNACHAL PRADESH/DISTRICT)

Division/Major Group of N. I. C.	Total Rural Urban	Total	Number of Registered Factories or Workshops other Than Household Industries By size of Employment												
			Registered Factories								Un--Registered Workshops				
			Total	10–19 Persons	20–49 Persons	50–99 Persons	100–299 Persons	300—499 Persons	500+ Persons	Persons Unspecified.	Total	one Person	2–4 Persons	5–9 Persons	10–19 Persons	Persons Unspecified
1	2	3	4	5	6	7	8	9	10	11	12	13	14	15	16	17
								Siang District								
Division 2 & 3	. Total	1000	53	..	..	..	..	53	..	..	947	53	210	421	263	..
	Rural	1000	..	..	..	..	..	..	..	..	1000	..	250	500	250	..
	Urban	1000	91	..	..	..	..	91	..	..	909	91	182	364	272	..
Major Group 20-21	Total	1000	..	..	..	..	..	..	..	..	1000	250	250	500	..	..
	Rural	..	..	..	..	..	..	..	..	..	..	..	..	..	..	..
	Urban	1000	..	..	..	..	..	..	..	..	1000	250	250	500	..	..
Major Group 23	. Total	1000	..	..	..	..	..	..	..	..	1000	..	333	667	..	..
	Rural	1000	..	..	..	..	..	..	..	..	1000	..	500	500	..	..
	Urban	1000	..	..	..	..	..	..	..	..	1000	..	..	1000	..	..
Major Group 26	. Total	1000	..	..	..	..	..	..	..	..	1000	..	..	500	500	..
	Rural	1000	..	..	..	..	..	..	..	..	1000	..	..	500	500	..
	Urban	..	..	..	..	..	..	..	..	..	..	..	..	..	..	..
Major Group 27	. Total	1000	111	..	..	..	..	111	..	..	889	..	222	222	445	..
	Rural	1000	..	..	..	..	..	..	..	..	1000	..	250	500	250	..
	Urban	1000	200	..	..	..	..	200	..	..	800	..	200	..	600	..
Major Group 29	. Total	1000	..	..	..	..	..	..	..	..	1000	..	..	1000	..	..
	Rural	..	..	..	..	..	..	..	..	..	..	..	..	..	..	..
	Urban	1000	..	..	..	..	..	..	..	..	1000	..	..	1000	..	..
								Lohit District								
Division 2 & 3	. Total	1000	59	..	..	..	..	..	59	..	941	..	470	412	59	..
	Rural	1000	100	..	..	..	..	..	100	..	900	..	400	500	..	..
	Urban	1000	..	..	..	..	..	..	..	..	1000	..	571	286	143	..
Major Group 20-21	Total	1000	..	..	..	..	..	..	..	..	1000	..	500	500	..	..
	Rural	1000	..	..	..	..	..	..	..	..	1000	..	500	500	..	..
	Urban	1000	..	..	..	..	..	..	..	..	1000	..	500	500	..	..
Major Group 22	. Total	1000	..	..	..	..	..	..	..	..	1000	..	1000	..	..	..
	Rural	..	..	..	..	..	..	..	..	..	..	..	..	..	..	..
	Urban	1000	..	..	..	..	..	..	..	..	1000	..	1000	..	..	..
Major Group 23	. Total	1000	..	..	..	..	..	..	..	..	1000	..	500	..	500	..
	Rural	1000	..	..	..	..	..	..	..	..	1000	..	1000	..	..	..
	Urban	1000	..	..	..	..	..	..	..	..	1000	..	..	..	1000	..
Major Group 24	. Total	1000	..	..	..	..	..	..	..	..	1000	..	1000	..	..	..
	Rural	1000	..	..	..	..	..	..	..	..	1000	..	1000	..	..	..
	Urban	..	..	..	..	..	..	..	..	..	..	..	..	..	..	..
Major Group 26	. Total	1000	..	..	..	..	..	..	..	..	1000	..	500	500	..	..
	Rural	1000	..	..	..	..	..	..	..	..	1000	..	..	1000	..	..
	Urban	1000	..	..	..	..	..	..	..	..	1000	..	1000	..	..	..
Major Group 27	. Total	1000	200	..	..	..	..	..	200	..	800	..	200	600	..	..
	Rural	1000	333	..	..	..	..	..	333	..	667	..	..	667	..	..
	Urban	1000	..	..	..	..	..	..	..	..	1000	..	500	500	..	..

E—II PART A. I *Distribution of* 1000 *manufacturing, processing or servicing establishments other than Household Industry as Registered Factories, Unregistered Workshops in each Division/Major Group of NIC and by size of employment in rural and urban areas*—contd.

(ARUNACHAL PRADESH/DISTRICT)

Division/Major Group of N.I.C.	Total Rural Urban	Total	Number of Registered Factories or Workshops other than Household Industries by size of Employment													
			Registered Factories								Un-Registered Workshops					
			Total	10-19 Persons	20-49 Persons	50-99 Persons	100-299 Persons	300-499 Persons	500+ Persons	Persons unspecified	Total	One Person	2-4 Persons	5-9 Persons	10-19 Persons	Persons unspecified
1	2	3	4	5	6	7	8	9	10	11	12	13	14	15	16	17
							TIRAP DISTRICT									
Division 2 & 3	Total	1000	..	..	..	..	..	..	..	..	1000	235	412	235	118	..
	Rural	1000	..	..	..	..	..	..	..	..	1000	235	412	235	118	..
	Urban	..	..	..	..	..	..	..	..	..	..	..	..	..	..	..
Major Group 20-21	Total	1000	..	..	..	..	..	..	..	..	1000	..	667	333	..	..
	Rural	1000	..	..	..	..	..	..	..	..	1000	..	667	333	..	..
	Urban	..	..	..	..	..	..	..	..	..	..	..	..	..	..	..
Major Group 22	Total	1000	..	..	..	..	..	..	..	..	1000	..	1000	..	..	..
	Rural	1000	..	..	..	..	..	..	..	..	1000	..	1000	..	..	..
	Urban	..	..	..	..	..	..	..	..	..	..	..	..	..	..	..
Major Group 23	Total	1000	..	..	..	..	..	..	..	..	1000	..	1000	..	..	
	Rural	1000	..	..	..	..	..	..	..	..	1000	..	1000	..	..	..
	Urban	..	..	..	..	..	..	..	..	..	..	..	..	..	..	..
Major Group 24	Total	1000	..	..	..	..	..	..	..	..	1000	..	1000	..	..	..
	Rural	1000	..	..	..	..	..	..	..	..	1000	..	1000	..	..	..
	Urban	..	..	..	..	..	..	..	..	..	..	..	..	..	..	..
Major Group 26	Total	1000	..	..	..	..	..	..	..	..	1000	500	..	500	..	..
	Rural	1000	..	..	..	..	..	..	..	..	1000	500	..	500	..	..
	Urban	..	..	..	..	..	..	..	..	..	..	..	..	..	..	..
Major Group 27	Total	1000	..	..	..	..	..	..	..	..	1000	286	286	143	285	..
	Rural	1000	..	..	..	..	..	..	..	..	1000	286	286	143	285	..
	Urban	..	..	..	..	..	..	..	..	..	..	..	..			

E—II PART B *Distribution of manufacturing, processing or servicing establishments other than Household Industries classified by industry, fuel/power or manual used and size of employment.*

(ARUNACHAL PRADESH/DISTRICT)

Division/Major Group of N. I. C.	Kind of Fuel or Power used	No. of Factories or Workshops excluding Household Industries by size of employment																			
		Total		1 person		2-4 Persons		5-9 persons		10-19 persons		20-49 persons		50-99 persons		100-299 persons		300-499 persons		500+ persons		Persons unspecified
		Units	persons employed	Units	Units	persons employed	Units	persons employed	Units	persons employed	Units	persons employed	Units	persons employed	Units	persons employed	Units	persons employed	Units	persons employed	Units
1	2	3	4	5	6	7	8	9	10	11	12	13	14	15	16	17	18	19	20	21	22
		ARUNACHAL PRADESH. Total																			
Divisions 2 & 3	Total	112	1412	22	37	129	33	252	18	209	..	..	..	..	..	..	1	300	1	500	..
	I. All Fuels/Power	29	630	4	12	40	12	86	..	..	..	..	..	..	..	..	..	..	1	500	..
	(a) Electricity	1	500	..	..	..	..	..	..	..	..	..	..	..	..	..	..	..	1	500	..
	(b) Liquid Fuel	4	19	..	3	10	1	9	..	..	..	..	..	..	..	..	..	..	..	..	..
	(c) Coal, Wood & Bagasse	24	111	4	9	30	11	77	..	..	..	..	..	..	..	..	..	..	..	..	..
	(d) Other Power	..	..	..	..	..	..	..	..	..	..	..	..	..	..	..	..	..	..	..	..
	II. Manual	83	782	18	25	89	21	166	18	209	..	..	..	..	..	..	1	300	..	..	..
Major Group 22—21	Total	48	243	11	17	58	15	111	5	63	..	..	..	..	..	..	..	..	..	..	..
	I. All Fuels/Power	15	73	1	8	27	6	45	..	..	..	..	..	..	..	..	..	..	..	..	..
	(a) Electricity	..	..	..	..	..	..	..	..	..	..	..	..	..	..	..	..	..	..	..	..
	(b) Liquid Fuel	4	19	..	3	10	1	9	..	..	..	..	..	..	..	..	..	..	..	..	..
	(c) Coal, Wood & Bagasse	11	54	1	5	17	5	36	..	..	..	..	..	..	..	..	..	..	..	..	..
	(d) Other Power	..	..	..	..	..	..	..	..	..	..	..	..	..	..	..	..	..	..	..	..
	II. Manual	33	170	10	9	31	9	66	5	63	..	..	..	..	..	..	..	..	..	..	..
Major Group 22	Total	2	6	..	2	6	..	..	..	..	..	..	..	..	..	..	..	..	..	..	..
	I. All Fuels/Power	..	..	..	..	..	..	..	..	..	..	..	..	..	..	..	..	..	..	..	..
	(a) Electricity	..	..	..	..	..	..	..	..	..	..	..	..	..	..	..	..	..	..	..	..
	(b) Liquid Fuel	..	..	..	..	..	..	..	..	..	..	..	..	..	..	..	..	..	..	..	..
	(c) Coal, Wood & Bagasse	..	..	..	..	..	..	..	..	..	..	..	..	..	..	..	..	..	..	..	..
	(d) Other Power	..	..	..	..	..	..	..	..	..	..	..	..	..	..	..	..	..	..	..	..
	II. Manual	2	6	..	2	6	..	..	..	..	..	..	..	..	..	..	..	..	..	..	..
Major Group 23	Total	18	100	3	7	21	5	39	3	37	..	..	..	..	..	..	..	..	..	..	..
	I. All Fuels/Power	4	12	1	2	5	1	6	..	..	..	..	..	..	..	..	..	..	..	..	..
	(a) Electricity	..	..	..	..	..	..	..	..	..	..	..	..	..	..	..	..	..	..	..	..
	(b) Liquid Fuel	..	..	..	..	..	..	..	..	..	..	..	..	..	..	..	..	..	..	..	..
	(c) Coal, Wood & Bagasse	4	12	1	2	5	1	6	..	..	..	..	..	..	..	..	..	..	..	..	..
	(d) Other Power	..	..	..	..	..	..	..	..	..	..	..	..	..	..	..	..	..	..	..	..
	II. Manual	14	88	2	5	16	4	33	3	37	..	..	..	..	..	..	..	..	..	..	..

E—II Part B *Distribution of manufacturing, processing or servicing establishments other than Household Industries classified by industry, fuel/power or manual used and size of employment*—contd.

(ARUNACHAL PRADESH/DISTRICT)

Division/Major Group of N.I.C.	Kind of Fuel or Power used	No. of Factories or Workshops excluding Household Industries by size of employment																			
		Total		1 person	2-4 persons		5-9 persons		10-19 persons		20-49 persons		50-99 persons		100-299 persons		300-499 persons		500+ persons		Persons unspecified
		Units	persons employed	Units	Units	persons employed	Units	persons employed	Units	persons employed	Units	persons employed	Units	persons employed	Units	persons employed	units	persons employed	Units	persons employed	Units
1	2	3	4	5	6	7	8	9	10	11	12	13	14	15	16	17	18	19	20	21	22
		ARUNACHAL PRADESH (Contd.)																			
		TOTAL (Contd.)																			
Major Group 24 . . .	Total	2	8	..	2	8	..	..	..	..	..	..	..	..	..	..	..	..	..	..	..
	I. All Fuels/Power	1	4	..	1	4	..	..	..	..	..	..	..	..	..	..	..	..	..	..	..
	(a) Electricity	..	..	..	..	..	..	..	..	..	..	..	..	..	..	..	..	..	..	..	..
	(b) Liquid Fuel	..	..	..	..	..	..	..	..	..	..	..	..	..	..	..	..	..	..	..	..
	(c) Coal, Wood & Bagasse	1	4	..	1	4	..	..	..	..	..	..	..	..	..	..	..	..	..	..	..
	(d) Other Power	..	..	..	..	..	..	..	..	..	..	..	..	..	..	..	..	..	..	..	..
	II. Manual	1	4	..	1	4	..	..	..	..	..	..	..	..	..	..	..	..	..	..	..
Major Group 26 . . .	Total	16	69	6	4	16	5	36	1	11	..	..	..	..	..	..	..	..	..	..	..
	I. All Fuels/Power	4	14	2	..	..	2	12	..	..	..	..	..	..	..	..	..	..	..	..	..
	(a) Electricity	..	..	..	..	..	..	..	..	..	..	..	..	..	..	..	..	..	..	..	..
	(b) Liquid Fuel	..	..	..	..	..	..	..	..	..	..	..	..	..	..	..	..	..	..	..	..
	(c) Coal, Wood & Bagasse	4	14	2	..	..	2	12	..	..	..	..	..	..	..	..	..	..	..	..	..
	(d) Other Power	..	..	..	..	..	..	..	..	..	..	..	..	..	..	..	..	..	..	..	..
	II. Manual	12	55	4	4	16	3	24	1	11	..	..	..	..	..	..	..	..	..	..	..
Major Group 27 . .	Total	23	958	2	5	20	6	49	8	87	..	..	..	..	..	..	1	300	1	500	..
	I. All Fuels/Power	5	527	..	1	4	3	23	..	..	..	..	..	..	..	..	..	..	1	500	..
	(a) Electricity	1	500	..	..	..	..	..	..	..	..	..	..	..	..	..	..	..	1	500	..
	(b) Liquid Fuel	..	..	..	..	..	..	..	..	..	..	..	..	..	..	..	..	..	..	..	..
	(c) Coal, Wood & Bagasse	4	27	..	1	4	3	23	..	..	..	..	..	..	..	..	..	..	..	..	..
	(d) Other Power	..	..	..	..	..	..	..	..	..	..	..	..	..	..	..	..	..	..	..	..
	II. Manual	18	431	2	4	16	3	26	8	87	..	..	..	..	..	..	1	300	..	..	..
Major Group 29 . . .	Total	1	8	..	..	..	1	8	..	..	..	..	..	..	..	..	..	..	..	..	..
	I. All Fuels/Power	..	..	..	..	..	..	..	..	..	..	..	..	..	..	..	..	..	..	..	..
	(a) Electricity	..	..	..	..	..	..	..	..	..	..	..	..	..	..	..	..	..	..	..	..
	(b) Liquid Fuel	..	..	..	..	..	..	..	..	..	..	..	..	..	..	..	..	..	..	..	..
	(c) Coal, Wood & Bagasse	..	..	..	..	..	..	..	..	..	..	..	..	..	..	..	..	..	..	..	..
	(d) Other Power	..	..	..	..	..	..	..	..	..	..	..	..	..	..	..	..	..	..	..	..
	II. Manual	1	8	..	..	..	1	8	..	..	..	..	..	..	..	..	..	..	..	..	..

E—II PART B *Distrutbiion of manufacturing, processing or servicing establishments other than Household Industries classified by industry, fuel/power or manual used and size of employment*—contd.

(ARUNACHAL PRADESH/DISTRICT)

Division/Major Group of N.I.C.	Kind of Fuel or Power used	No. of Factories or Workshops excluding Household Industries by size of employment																			
		Total		1 person		2-4 persons		5-9 persons		10-19 persons		20-49 persons		50-99 persons		100-299 persons		300-499 persons		500+ persons		Persons unspecified
		Units	persons employed	Units	Units	persons employed	Units	persons employed	Units	persons employed	Units	persons employed	Units	persons employed	Units	persons employed	Units	persons employed	Units	persons employed	Units	persons employed	Units
1	2	3	4	5	6	7	8	9	10	11	12	13	14	15	16	17	18	19	20	21	22
		Arunachal Pradesh—(Contd.)																			
		Total—(Contd.)																			
Major Group 39	Total	2	20	..	..	..	1	9	1	11	..	..	..	..	..	..	..	..	..	..	..
	I. All Fuels/Power	..	..	..	..	..	..	..	..	..	..	..	..	..	..	..	..	..	..	..	..
	(a) Electricity	..	..	..	..	..	..	..	..	..	..	..	..	..	..	..	..	..	..	..	..
	(b) Liquid Fuel	..	..	..	..	..	..	..	..	..	..	..	..	..	..	..	..	..	..	..	..
	(c) Coal, Wood & Bagasse	..	..	..	..	..	..	..	..	..	..	..	..	..	..	..	..	..	..	..	..
	(d) Other Power	..	..	..	..	..	..	..	..	..	..	..	..	..	..	..	..	..	..	..	..
	I. Manual	2	20	..	..	..	1	9	1	11	..	..	..	..	..	..	..	..	..	..	..
		Rural																			
Divisions 2 & 3	Total	90	948	21	31	107	25	189	12	131	..	..	..	..	..	..	..	..	1	500	..
	I. All Fuels/Power	25	603	4	11	36	9	63	..	..	..	..	..	..	..	..	..	..	1	500	..
	(a) Electricity	1	500	..	..	..	..	..	..	..	..	..	..	..	..	..	..	..	1	500	..
	(b) Liquid Fuel	3	10	..	3	10	..	..	..	..	..	..	..	..	..	..	..	..	..	..	..
	(c) Coal, Wood & Bagasse	21	93	4	8	26	9	63	..	..	..	..	..	..	..	..	..	..	..	..	..
	(d) Other Power	..	..	..	..	..	..	..	..	..	..	..	..	..	..	..	..	..	..	..	..
	II. Manual	65	345	17	20	71	16	126	12	131	..	..	..	..	..	..	..	..	..	..	..
Major Group 20-21	Total	40	187	10	15	51	11	81	4	45	..	..	..	..	..	..	..	..	..	..	..
	I. All Fuels/Power	11	46	1	7	23	3	22	..	..	..	..	..	..	..	..	..	..	..	..	..
	(a) Electricity	..	..	..	..	..	..	..	..	..	..	..	..	..	..	..	..	..	..	..	..
	(b) Liquid Fuel	3	10	..	3	10	..	..	..	..	..	..	..	..	..	..	..	..	..	..	..
	(c) Coal, Wood & Bagasse	8	36	1	4	13	3	22	..	..	..	..	..	..	..	..	..	..	..	..	..
	(d) Other Power	..	..	..	..	..	..	..	..	..	..	..	..	..	..	..	..	..	..	..	..
	II. Manual	29	141	9	8	28	8	59	4	45	..	..	..	..	..	..	..	..	..	..	..
Major Group 22	Total	1	3	..	1	3	..	..	..	..	..	..	..	..	..	..	..	..	..	..	..
	I. All Fuels/Power	..	..	..	..	..	..	..	..	..	..	..	..	..	..	..	..	..	..	..	..
	(a) Electricity	..	..	..	..	..	..	..	..	..	..	..	..	..	..	..	..	..	..	..	..
	(b) Liquid Fuel	..	..	..	..	..	..	..	..	..	..	..	..	..	..	..	..	..	..	..	..
	(c) Coal, Wood & Bagasse	..	..	..	..	..	..	..	..	..	..	..	..	..	..	..	..	..	..	..	..
	(d) Other Power	..	..	..	..	..	..	..	..	..	..	..	..	..	..	..	..	..	..	..	..
	II.Manual	1	3	..	1	3	..	..	..	..	..	..	..	..	..	..	..	..	..	..	..

E—II PART B *Distribution of manufacturing, processing or servicing establishments other than Household Industries classified by industry, fuel/power or manual used and size of employment*—contd.

(ARUNACHAL PRADESH/DISTRICT)

Division/Major Group of N.I.C.	Kind of Fuel or Power used	No. of Factories or Workshops excluding Household Industries by size of employment																				
		Total		1 person		2-4 persons		5-9 persons		10-19 persons		20-49 persons		50-99 persons		100-299 persons		300-499 persons		500 persons		Persons unspecified
		Units	persons employed	Units	Units	persons employed	Units	persons employed	Units	persons employed	Units	persons employed	Units	persons employed	Units	persons employed	Units	persons employed	Units	persons employed	Units	Units
1	2	3	4	5	6	7	8	9	10	11	12	13	14	15	16	17	18	19	20	21	22	
		ARUNACHAL PRADESH (Contd.)																				
		Rural—(Contd.)																				
Major Group 23 . . .	Total	15	70	3	7	21	3	22	2	24	..	..	..	..	..	..	..	..	..	..	..	..
	I. All Fuels/Power	4	12	1	2	5	1	6	..	..	..	..	..	..	..	..	..	..	..	..	..	..
	(a) Electricity	..	..	..	..	..	..	..	..	..	..	..	..	..	..	..	..	..	..	..	..	..
	(b) Liquid Fuel	..	..	..	..	..	..	..	..	..	..	..	..	..	..	..	..	..	..	..	..	..
	(c) Coal Wood & Bagasse	4	12	1	2	5	1	6	..	..	..	..	..	..	..	..	..	..	..	..	..	..
	(d) Other Power	..	..	..	..	..	..	..	..	..	..	..	..	..	..	..	..	..	..	..	..	..
	II. Manual	11	58	2	5	16	2	16	2	24	..	..	..	..	..	..	..	..	..	..	..	..
Major Group 24 . . .	Total	2	8	..	2	8	..	..	..	..	..	..	..	..	..	..	..	..	..	..	..	..
	I. All Fuels/Power	1	4	..	1	4	..	..	..	..	..	..	..	..	..	..	..	..	..	..	..	..
	(a) Electricity	..	..	..	..	..	..	..	..	..	..	..	..	..	..	..	..	..	..	..	..	..
	(b) Liquid Fuel	..	..	..	..	..	..	..	..	..	..	..	..	..	..	..	..	..	..	..	..	..
	(c) Coal, Wood & Bagasse	1	4	..	1	4	..	..	..	..	..	..	..	..	..	..	..	..	..	..	..	..
	(d) Other Power	..	..	..	..	..	..	..	..	..	..	..	..	..	..	..	..	..	..	..	..	..
	II. Manual	1	4	..	1	4	..	..	..	..	..	..	..	..	..	..	..	..	..	..	..	..
Major Group 26 . . .	Total	15	65	6	3	12	5	36	1	11	..	..	..	..	..	..	..	..	..	..	..	..
	I. All Fuels/Power	4	14	2	..	..	2	12	..	..	..	..	..	..	..	..	..	..	..	..	..	..
	(a) Electricity	..	..	..	..	..	..	..	..	..	..	..	..	..	..	..	..	..	..	..	..	..
	(b) Liquid Fuel	..	..	..	..	..	..	..	..	..	..	..	..	..	..	..	..	..	..	..	..	..
	(c) Coal, Wood & Bagasse	4	14	2	..	..	2	12	..	..	..	..	..	..	..	..	..	..	..	..	..	..
	(d) Other Power	..	..	..	..	..	..	..	..	..	..	..	..	..	..	..	..	..	..	..	..	..
	II. Manual	11	51	4	3	12	3	24	1	11	..	..	..	..	..	..	..	..	..	..	..	..
Major Group 27 . . .	Total	16	606	2	3	12	5	41	5	51	..	..	..	..	..	..	..	..	1	500	..	
	I. All Fuels/Power	5	527	..	1	4	3	23	..	..	..	..	..	..	..	..	..	..	1	500	..	
	(a) Electricity	1	500	..	..	..	..	..	..	..	..	..	..	..	..	..	..	..	1	500	..		
	(b) Liquid Fuel	..	..	..	..	..	..	..	..	..	..	..	..	..	..	..	..	..	..	..	..	..	
	(c) Coal, Wood & Bagasse	4	27	..	1	4	3	23	..	..	..	..	..	..	..	..	..	..	..	..	..	..
	(d) Other Power	..	..	..	..	..	..	..	..	..	..	..	..	..	..	..	..	..	..	..	..	..
	II. Manual	11	79	2	2	8	2	18	5	51	..	..	..	..	..	..	..	..	..	..	..	..

E—II PART B *Distribution of manufacturing, processing or servicing establishments other than Household Industries classified by industry, fuel/power or manual used and size of employment*—contd,

(ARUNACHAL PRADESH/DISTRICT)

Division/Major Group of N.I.C.	Kind of Fuel or Power used	No. of Factories or Workshops excluding Household Industries by size of Employment																			
		Total		1 person		2—4 persons		5—9 persons		10—19 persons		20—49 persons		50—99 persons		100—299 persons		300—499 persons		500+ persons		Persons unspecified
		Units	persons employed	Units	Units	persons employed	Units	persons employed	Units	persons employed	Units	persons employed	Units	persons employed	Units	persons employed	Units	persons employed	Units	persons employed	Units	persons employed	Units
1	2	3	4	5	6	7	8	9	10	11	12	13	14	15	16	17	18	19	20	21	22
		ARUNACHAL PRADESH—(Contd.)																			
		RURAL—(Contd.)																			
Major Group 39	Total	1	9	..	..	..	1	9	..	..	..	..	..	..	..	..	..	..	..	..	..
	I. All Fuels/Power	..	..	..	..	..	..	..	..	..	..	..	..	..	..	..	..	..	..	..	..
	(a) Electricity	..	..	..	..	..	..	..	..	..	..	..	..	..	..	..	..	..	..	..	..
	(b) Liquid Fuel	..	..	..	..	..	..	..	..	..	..	..	..	..	..	..	..	..	..	..	..
	(c) Coal, Wood & Bagasse	..	..	..	..	..	..	..	..	..	..	..	..	..	..	..	..	..	..	..	..
	(d) Other Power	..	..	..	..	..	..	..	..	..	..	..	..	..	..	..	..	..	..	..	..
	II. Manual	1	9	..	..	..	1	9	..	..	..	..	..	..	..	..	..	..	..	..	..
		URBAN																			
Divisions 2 & 3	Total	22	464	1	6	22	8	63	6	78	..	..	..	..	..	..	1	300	..	..	..
	I. All Fuels/Power	4	27	..	1	4	3	23	..	..	..	..	..	..	..	..	..	..	..	..	..
	(a) Electricity	..	..	..	..	..	..	..	..	..	..	..	..	..	..	..	..	..	..	..	..
	(b) Liquid Fuel	1	9	..	..	..	1	9	..	..	..	..	..	..	..	..	..	..	..	..	..
	(c) Coal, Wood & Bagasse	3	18	..	1	4	2	14	..	..	..	..	..	..	..	..	..	..	..	..	..
	(d) Other Power	..	..	..	..	..	..	..	..	..	..	..	..	..	..	..	..	..	..	..	..
	II. Manual	18	437	1	5	18	5	40	6	78	..	..	..	..	..	..	1	300	..	..	..
Major Group 20-21	Total	8	56	1	2	7	4	30	1	18	..	..	..	..	..	..	..	..	..	..	..
	I. All Fuels/Power	4	27	..	1	4	3	23	..	..	..	..	..	..	..	..	..	..	..	..	..
	(a) Electricity	..	..	..	..	..	..	..	..	..	..	..	..	..	..	..	..	..	..	..	..
	(b) Liquid Fuel	1	9	..	..	..	1	9	..	..	..	..	..	..	..	..	..	..	..	..	..
	(c) Coal, Wood & Bagasse	3	18	..	1	4	2	14	..	..	..	..	..	..	..	..	..	..	..	..	..
	(d) Other Power	..	..	..	..	..	..	..	..	..	..	..	..	..	..	..	..	..	..	..	..
	II. Manual	4	29	1	1	3	1	7	1	18	..	..	..	..	..	..	..	..	..	..	..
Major Group 22	Total	1	3	..	1	3	..	..	..	..	..	..	..	..	..	..	..	..	..	..	..
	I. All Fuels/Power	..	..	..	..	..	..	..	..	..	..	..	..	..	..	..	..	..	..	..	..
	(a) Electricity	..	..	..	..	..	..	..	..	..	..	..	..	..	..	..	..	..	..	..	..
	(b) Liquid Fuel	..	..	..	..	..	..	..	..	..	..	..	..	..	..	..	..	..	..	..	..
	(c) Coal, Wood & Bagasse	..	..	..	..	..	..	..	..	..	..	..	..	..	..	..	..	..	..	..	..
	(d) Other Power	..	..	..	..	..	..	..	..	..	..	..	..	..	..	..	..	..	..	..	..
	II. Manual	1	3	..	1	3	..	..	..	..	..	..	..	..	..	..	..	..	..	..	..

E—II PART B *Distribution of manufacturing, processing or servicing establishments other than Household Industrtes classified by industry, fuel/power or manual used and size of employment*—contd.

(ARUNACHAL PRADESH /DISTRICT)

Division/Major Group of N.I.C.	Kind of Fuel or Power used	No. of Factories or Workshops excluding Household Industries by size of employment																			
		Total		1 person		2—4 persons		5—9 persons		10—19 persons		20—49 persons		50—99 persons		100—299 persons		300—499 persons		500+ persons		Persons unspecified
		Units	persons employed	Units	Units	persons employed	Units	persons employed	Units	persons employed	Units	persons employed	Units	persons employed	Units	persons employed	Units	persons employed	Units	persons employed	Units	Units
1	2	3	4	5	6	7	8	9	10	11	12	13	14	15	16	17	18	19	20	21	22
		ARUNACHAL PRADESH—(Contd.)																			
		URBAN—(Contd.)																			
Major Group 23	Total	3	30	..	..	..	2	17	1	13	..	..	..	..	..	..	..	..	..	..	..
	I. All Fuels/Power	..	..	..	..	..	..	..	..	..	..	..	..	..	..	..	..	..	..	..	..
	(a) Electricity	..	..	..	..	..	..	..	..	..	..	..	..	..	..	..	..	..	..	..	..
	(b) Liquid Fuel	..	..	..	..	..	..	..	..	..	..	..	..	..	..	..	..	..	..	..	..
	(c) Coal, Wood & Bagasse	..	..	..	..	..	..	..	..	..	..	..	..	..	..	..	..	..	..	..	..
	(d) Other Power	..	..	..	..	..	..	..	..	..	..	..	..	..	..	..	..	..	..	..	..
	II. Manual	3	30	..	..	..	2	17	1	13	..	..	..	..	..	..	..	..	..	..	..
Major Group 26	Total	1	4	..	1	4	..	..	..	..	..	..	..	..	..	..	..	..	..	..	..
	I. All Fuels/Power	..	..	..	..	..	..	..	..	..	..	..	..	..	..	..	..	..	..	..	..
	(a) Electricity	..	..	..	..	..	..	..	..	..	..	..	..	..	..	..	..	..	..	..	..
	(b) Liquid Fuel	..	..	..	..	..	..	..	..	..	..	..	..	..	..	..	..	..	..	..	..
	(c) Coal, Wood & Bagasse	..	..	..	..	..	..	..	..	..	..	..	..	..	..	..	..	..	..	..	..
	(d) Other Power	..	..	..	..	..	..	..	..	..	..	..	..	..	..	..	..	..	..	..	..
	II. Manual	1	4	..	1	4	..	..	..	..	..	..	..	..	..	..	..	..	..	..	..
Major Group 27	Total	7	352	..	2	8	1	8	3	36	..	..	...	..	..	..	1	300	..	..	..
	I. All Fuels/Power	..	..	..	..	..	..	..	..	..	..	..	..	..	..	..	..	..	..	..	..
	(a) Electricity	..	..	..	..	..	..	..	..	..	..	..	..	..	..	..	..	..	..	..	..
	(b) Liquid Fuel	..	..	..	..	..	..	..	..	..	..	..	..	..	..	..	..	..	..	..	..
	(c) Coal, Wood & Bagasse	..	..	..	..	..	..	..	..	..	..	..	..	..	..	..	..	..	..	..	..
	(d) Other Power	..	..	..	..	..	..	..	..	..	..	..	..	..	..	..	..	..	..	..	..
	II. Manual	7	352	..	2	8	1	8	3	36	..	..	..	..	..	..	1	300	..	..	..
Major Group 29	Total	1	8	..	..	..	1	8	..	..	..	..	..	..	..	..	..	..	..	..	..
	I. All Fuels/Power	..	..	..	..	..	..	..	..	..	..	..	..	..	..	..	..	..	..	..	..
	(a) Electricity	..	..	..	..	..	..	..	..	..	..	..	..	..	..	..	..	..	..	..	..
	(b) Liquid Fuel	..	..	..	..	..	..	..	..	..	..	..	..	..	..	..	..	..	..	..	..
	(c) Coal, Wood & Bagasse	..	..	..	..	..	..	..	..	..	..	..	..	..	..	..	..	..	..	..	..
	(d) Other Power	..	..	..	..	..	..	..	..	..	..	..	..	..	..	..	..	..	..	..	..
	II. Manual	1	8	..	..	..	1	8	..	..	..	..	..	..	..	..	..	..	..	..	..

E—II PART B *Distribution of manufacturing, processing or servicing establishments other than Household Industries classified by industry, fuel/power or manual used and size of employment*—contd.

(ARUNACHAL PRADESH /DISTRICT)

Division/Mjor Group of N.I.C	Kind of Fuel or Power used	No. of Factories or Workshops excluding Household Industries by size of employment																			
		Total		1 person		2—4 persons		5—9 persons		10—19 persons		20—49 persons		50—99 persons		100—299 persons		300—499 persons		500+ persons		Persons-unspecified
		Units	persons employed	Units	Units	persons employed	Units	persons employed	Units	persons employed	Units	persons employed	Units	persons employed	Units	persons employed	Units	persons employed	Units	persons employed	Units	persons employed	Units
1	2	3	4	5	6	7	8	9	10	11	12	13	14	15	16	17	18	19	20	21	22
		Arunachal Pradesh—(Contd.)																			
		Urban—(Contd.)																			
Major Group 39	Total	1	11	..	..	..	..	..	1	11	..	..	..	..	..	..	..	..	..	..	..
	I. All Fuels/Power	..	..	..	..	..	..	..	..	..	..	..	..	..	..	..	..	..	..	..	..
	(a) Electricity	..	..	..	..	..	..	..	..	..	..	..	..	..	..	..	..	..	..	..	..
	(b) Liquid Fuel	..	..	..	..	..	..	..	..	..	..	..	..	..	..	..	..	..	..	..	..
	(c) Coal, Wood& Bagasse	..	..	..	..	..	..	..	..	..	..	..	..	..	..	..	..	..	..	..	..
	(d Other Power	..	..	..	..	..	..	..	..	..	..	..	..	..	..	..	..	..	..	..	..
	II. Manual	1	11	..	..	..	..	..	1	11	..	..	..	..	..	..	..	..	..	..	..
		Kameng District																			
		Total																			
Divisions 2 & 3	Total	43	220	12	15	46	7	53	9	109	..	..	..	..	..	..	..	..	..	..	..
	I. All Fuels/Power	10	33	2	6	16	2	15	..	..	..	..	..	..	..	..	..	..	..	..	..
	(a) Electricity	..	..	..	..	..	..	..	..	..	..	..	..	..	..	..	..	..	..	..	..
	(b) Liquid Fuel	3	15	..	2	6	1	9	..	..	..	..	..	..	..	..	..	..	..	..	..
	(c) Coal, Wood & Bagasse	7	18	2	4	10	1	6	..	..	..	..	..	..	..	..	..	..	..	..	..
	(d) Other Power	..	..	..	..	..	..	..	..	..	..	..	..	..	..	..	..	..	..	..	..
	II. Manual	33	187	10	9	30	5	38	9	109	..	..	..	..	..	..	..	..	..	..	..
	Total	26	136	7	9	27	5	39	5	63	..	..	..	..	..	..	..	..	..	..	..
Major Group 20-21	I. All Fuels/Power	6	21	1	4	11	1	9	..	..	..	..	..	..	..	..	..	..	..	..	..
	(a) Electricity	..	..	..	..	..	..	..	..	..	..	..	..	..	..	..	..	..	..	..	..
	(b) Liquid Fuel	3	15	..	2	6	1	9	..	..	..	..	..	..	..	..	..	..	..	..	..
	(c) Coal, Wood & Bagasse	3	6	1	2	5	..	..	..	..	..	..	..	..	..	..	..	..	..	..	..
	(d) Other Power	..	..	..	..	..	..	..	..	..	..	..	..	..	..	..	..	..	..	..	..
	II. Manual	20	115	6	5	16	4	30	5	63	..	..	..	..	..	..	..	..	..	..	..
Major Group 23	Total	11	52	3	4	11	2	14	2	24	..	..	..	..	..	..	..	..	..	..	..
	I. All Fuels/Power	4	12	1	2	5	1	6	..	..	..	..	..	..	..	..	..	..	..	..	..
	(a) Electricity	..	..	..	..	..	..	..	..	..	..	..	..	..	..	..	..	..	..	..	..
	(b) Liquid Fuel	..	..	..	..	..	..	..	..	..	..	..	..	..	..	..	..	..	..	..	..
	(c) Coal, Wood & Bagasse	4	12	1	2	5	1	6	..	..	..	..	..	..	..	..	..	..	..	..	..
	(d) Other Power	..	..	..	..	..	..	..	..	..	..	..	..	..	..	..	..	..	..	..	..
	II. Manual	7	40	2	2	6	1	8	2	24	..	..	..	..	..	..	..	..	..	..	..

E—II PART B *Distribution of manufacturing, processing or servicing establishments other than Household Industries classified by industry, fuel/power or manual used and size of employment*—contd.

(ARUNACHAL PRADESH/DISTRICT)

Division/Major Group of N.I.C.	Kind of Fuel or Power used	No. of Factories or Workshops excluding Household Industries by size of employment																		
		Total		1 person		2—4 persons		5—9 persons		10—19 persons		20—49 persons		50—99 persons		100—299 persons		300—499 persons		500+ persons		Persons unspecified
		Units	persons employed	Units	Units	persons employed	Units	persons employed	Units	persons employed	Units	persons employed	Units	persons employed	Units	persons employed	Units	persons employed	Units	persons employed	Units	persons employed	Units
1	2	3	4	5	6	7	8	9	10	11	12	13	14	15	16	17	18	19	20	21	22	
		KAMENG DISTRICT—(Contd.)																				
		Total—Contd.)																				
Major Group 26	Total	4	10	2	2	8	..	..	..	..	..	..	..	..	..	..	..	..	..	..	..	..
	I. All Fuels/Power	..	..	..	..	..	..	..	..	..	..	..	..	..	..	..	..	..	..	..	..	..
	(a) Electricity	..	..	..	..	..	..	..	..	..	..	..	..	..	..	..	..	..	..	..	..	..
	(b) Liquid Fuel	..	..	..	..	..	..	..	..	..	..	..	..	..	..	..	..	..	..	..	..	..
	(c) Coal, Wood & Bagasse	..	..	..	..	..	..	..	..	..	..	..	..	..	..	..	..	..	..	..	..	..
	(d) Other Power	..	..	..	..	..	..	..	..	..	..	..	..	..	..	..	..	..	..	..	..	..
	II. Manual	4	10	2	2	8	..	..	..	..	..	..	..	..	..	..	..	..	..	..	..	..
Major Group 27	Total	1	11	..	..	..	..	..	1	11	..	..	..	..	..	..	..	..	..	..	..	..
	I. All Fuels/Power	..	..	..	..	..	..	..	..	..	..	..	..	..	..	..	..	..	..	..	..	..
	(a) Electricity	..	..	..	..	..	..	..	..	..	..	..	..	..	..	..	..	..	..	..	..	..
	(b) Liquid Fuel	..	..	..	..	..	..	..	..	..	..	..	..	..	..	..	..	..	..	..	..	..
	(c) Coal, Wood & Bagasse	..	..	..	..	..	..	..	..	..	..	..	..	..	..	..	..	..	..	..	..	..
	(d) Other Power	..	..	..	..	..	..	..	..	..	..	..	..	..	..	..	..	..	..	..	..	..
	II. Manual	1	11	..	..	..	..	..	1	11	..	..	..	..	..	..	..	..	..	..	..	..
Major Group 39	Total	1	11	..	..	..	..	..	1	11	..	..	..	..	..	..	..	..	..	..	..	..
	I. All Fuels/Power	..	..	..	..	..	..	..	..	..	..	..	..	..	..	..	..	..	..	..	..	..
	(a) Electricity	..	..	..	..	..	..	..	..	..	..	..	..	..	..	..	..	..	..	..	..	..
	(b) Liquid Fuel	..	..	..	..	..	..	..	..	..	..	..	..	..	..	..	..	..	..	..	..	..
	(c) Coal, Wood & Bagasse	..	..	..	..	..	..	..	..	..	..	..	..	..	..	..	..	..	..	..	..	..
	(d) Other Power	..	..	..	..	..	..	..	..	..	..	..	..	..	..	..	..	..	..	..	..	..
	II. Manual	1	11	..	..	..	..	..	1	11	..	..	..	..	..	..	..	..	..	..	..	..
		Rural																				
Divisions 2 & 3	Total	39	174	12	15	46	5	36	7	80	..	..	..	..	..	..	..	..	..	..	..	..
	I. All Fuels/Power	9	24	2	6	16	1	6	..	..	..	..	..	..	..	..	..	..	..	..	..	..
	(a) Electricity	..	..	..	..	..	..	..	..	..	..	..	..	..	..	..	..	..	..	..	..	..
	(b) Liquid Fuel	2	6	..	2	6	..	..	..	..	..	..	..	..	..	..	..	..	..	..	..	..
	(c) Coal, Wood & Bagasse	7	18	2	4	10	1	6	..	..	..	..	..	..	..	..	..	..	..	..	..	..
	(d) Other Power	..	..	..	..	..	..	..	..	..	..	..	..	..	..	..	..	..	..	..	..	..
	II. Manual	30	150	0	9	30	4	30	7	80	..	..	..	..	..	..	..	..	..	..	..	..

E—II PART B *Distribution of manufacturing, processing or servicing establishments other than Household Industries classified by industry, fuel/power or manual used and size of employment*—contd.

(ARUNACHAL PRADESH/DISTRICT)

Division/Major Group of N.I.C.	Kind of Fuel or Power used	No. of Factories or Workshops excluding Household Industries by size of Employment																			
		Total		1 person		2—4 persons		5—9 persons		10—19 persons		20—49 persons		50—99 persons		100—299 persons		300—499 persons		500+ persons		Persons unspecified
		Units	persons employed	Units	Units	persons employed	Units	persons employed	Units	persons employed	Units	persons employed	Units	persons employed	Units	persons employed	Units	persons employed	Units	persons employed	Units	persons employed	Units
1	2	3	4	5	6	7	8	9	10	11	12	13	14	15	16	17	18	19	20	21	22		
		Kameng District—*contd.*																					
		Rural—(Contd.)																					
Major Group 20-21	Total	24	109	7	9	27	4	30	4	45	..	..	..	..	..	..	..	..	..	..	..	..	
	I. All Fuels/Power	5	12	1	4	11	..	..	..	..	..	..	..	..	..	..	..	..	..	..	..	..	
	(a) Electricity	..	..	..	..	..	..	..	..	..	..	..	..	..	..	..	..	..	..	..	..	..	
	(b) Liquid Fuel	2	6	..	2	6	..	..	..	..	..	..	..	..	..	..	..	..	..	..	..	..	
	(c) Coal, Wood & Bagasse	3	6	1	2	5	..	..	..	..	..	..	..	..	..	..	..	..	..	..	..	..	
	(d) Other Power	..	..	..	..	..	..	..	..	..	..	..	..	..	..	..	..	..	..	..	..	..	
	II. Manual	19	97	6	5	16	4	30	4	45	..	..	..	..	..	..	..	..	..	..	..	..	
Major Group 23	Total	10	44	3	4	11	1	6	2	24	..	..	..	..	..	..	..	..	..	..	..	..	
	I. All Fuels/Power	4	12	1	2	5	1	6	..	..	..	..	..	..	..	..	..	..	..	..	..	..	
	(a) Electricity	..	..	..	..	..	..	..	..	..	..	..	..	..	..	..	..	..	..	..	..	..	
	(b) Liquid Fuel	..	..	..	..	..	..	..	..	..	..	..	..	..	..	..	..	..	..	..	..	..	
	(c) Coal, Wood & Bagasse	4	12	1	2	5	1	6	..	..	..	..	..	..	..	..	..	..	..	..	..	..	
	(d) Other Power	..	..	..	..	..	..	..	..	..	..	..	..	..	..	..	..	..	..	..	..	..	
	II. Manual	6	32	2	2	6	..	..	2	24	..	..	..	..	..	..	..	..	..	..	..	..	
Major Group 26	Total	4	10	2	2	8	..	..	..	..	..	..	..	..	..	..	..	..	..	..	..	..	
	I. All Fuels/Power	..	..	..	..	..	..	..	..	..	..	..	..	..	..	..	..	..	..	..	..	..	
	(a) Electricity	..	..	..	..	..	..	..	..	..	..	..	..	..	..	..	..	..	..	..	..	..	
	(b) Liquid Fuel	..	..	..	..	..	..	..	..	..	..	..	..	..	..	..	..	..	..	..	..	..	
	(c) Coal, Wood & Bagasse	..	..	..	..	..	..	..	..	..	..	..	..	..	..	..	..	..	..	..	..	..	
	(d) Other Power	..	..	..	..	..	..	..	..	..	..	..	..	..	..	..	..	..	..	..	..	..	
	II. Manual	4	10	2	2	8	..	..	..	..	..	..	..	..	..	..	..	..	..	..	..	..	
Major Group 27	Total	1	11	..	..	..	..	..	1	11	..	..	..	..	..	..	..	..	..	..	..	..	
	I. All Fuels/Power	..	..	..	..	..	..	..	..	..	..	..	..	..	..	..	..	..	..	..	..	..	
	(a) Electricity	..	..	..	..	..	..	..	..	..	..	..	..	..	..	..	..	..	..	..	..	..	
	(b) Liquid Fuel	..	..	..	..	..	..	..	..	..	..	..	..	..	..	..	..	..	..	..	..	..	
	(c) Coal, Wood & Bagasse	..	..	..	..	..	..	..	..	..	..	..	..	..	..	..	..	..	..	..	..	..	
	(d) Other Power	..	..	..	..	..	..	..	..	..	..	..	..	..	..	..	..	..	..	..	..	..	
	II Manual		11	..	..	..	..	..	1	11	..	..	..	..	..	..			..	..	..	..	

E—II PART B *Distribution of manufacturing, processing or servicing establishments other than Household Industries classified by industry, fuel/power or manual used and size of employment*—contd.

(ARUNACHAL PRADESH/DISTRICT)

Division/Major Group of N.I.C.	Kind of Fuel or Power used	No. of Factories or Workshops Excluding Household Industries by size of Employment																			
		Total		1 person		2—4 persons		5—9 persons		10—19 persons		20—49 persons		50—99 persons		100—299 persons		300—499 persons		500+ persons		Persons unspecified
		Units	persons employed	Units	persons employed	Units	persons employed	Units	persons employed	Units	persons employed	Units	persons employed	Units	persons employed	Units	persons employed	Units	persons employed	Units	persons employed	Units
2		3	4	5	6	7	8	9	10	11	12	13	14	15	16	17	18	19	20	21	22
		Kameng District—(Contd)																			
		Urban																			
Divisions 2 & 3	Total	4	46	..	..		2	17	2	29	..	..	..	..	..	..	..	..	..	..	..
	I. All Fuels/Power	1	9	..	..	..	1	9	..	..	..	..	..	..	..	..	..	..	..	..	..
	(a) Electricity	..	..	..	..	..	..	..	..	..	..	..	..	..	..	..	..	..	..	..	..
	(b) Liquid Fuel	1	9	..	..	..	1	9	..	..	..	..	..	..	..	..	..	..	..	..	..
	(c) Coal, Wood & Bagasse	..	..	..	..	..	..	..	..	..	..	..	..	..	..	..	..	..	..	..	..
	(d) Other Power	..	..	..	..	..	..	..	..	..	..	..	..	..	..	..	..	..	..	..	..
	II. Manual	3	37	..	..	..	1	8	2	29	..	..	..	..	..	..	..	..	..	..	..
Major Group 20–21	Total	2	27	..	..	..	1	9	1	18	..	..	..	..	..	..	..	..	..	..	..
	I. All Fuels/Power	1	9	..	..	..	1	9	..	..	..	..	..	..	..	..	..	..	..	..	..
	(a) Electricity	..	..	..	..	..	..	..	..	..	..	..	..	..	..	..	..	..	..	..	..
	(b) Liquid Fuel	1	9	..	..	..	1	9	..	..	..	..	..	..	..	..	..	..	..	..	..
	(c) Coal, Wood & Bagasse	..	..	..	..	..	..	..	..	..	..	..	..	..	..	..	..	..	..	..	..
	(d) Other Power	..	..	..	..	..	..	..	..	..	..	..	..	..	..	..	..	..	..	..	..
	II. Manual	1	18	..	..	..	..	..	1	18	..	..	..	..	..	..	..	..	..	..	..
Major Group 23	Total	1	8	..	..	..	1	8	..	..	..	..	..	..	..	..	..	..	..	..	..
	I. All Fuels/Power	..	..	..	..	..	..	..	..	..	..	..	..	..	..	..	..	..	..	..	..
	(a) Electricity	..	..	..	..	..	..	..	..	..	..	..	..	..	..	..	..	..	..	..	..
	(b) Liquid Fuel	..	..	..	..	..	..	..	..	..	..	..	..	..	..	..	..	..	..	..	..
	(c) Coal, Wood & Bagasse	..	..	..	..	..	..	..	..	..	..	..	..	..	..	..	..	..	..	..	..
	(d) Other Power	..	..	..	..	..	..	..	..	..	..	..	..	..	..	..	..	..	..	..	..
	II. Manual	1	8	..	..	..	1	8	..	.	..	..	..	..	..	..	..	..	..	..	..
Major Group 39	Total	1	11	..	..	..	..	..	1	11	..	..	..	..	..	..	..	..	..	..	..
	I. All Fuels/Power	..	..	..	..	..	..	..	..	..	..	..	..	..	..	..	..	..	..	..	..
	(a) Electricity	..	..	..	..	..	..	..	..	..	..	..	..	..	..	..	..	..	..	..	..
	(b) Liquid Fuel	..	..	..	..	..	..	..	..	..	..	..	..	..	..	..	..	..	..	..	..
	(c) Coal, Wood & Bagasse	..	..	..	..	..	..	..	..	..	..	..	..	..	..	..	..	..	..	..	..
	(d) Other Power	..	..	..	..	..	..	..	..	..	..	..	..	..	..	..	..	..	..	..	..
	II. Manual	1	11	..	..	..	..	..	1	11	..	..	..	..	..	..	..	..	..	..	..

E—II PART B *Distribution of manufacturing, processing or servicing establishments other than Household Industries classified by industry, fuel/power or manual used and size of employment*—contd.

(ARUNACHAL PRADESH/DISTRICT)

Division/Major Group of N. I. C	Kind of fuel or power used	No. of Factories or Workshops Excluding Household Industries by size of Employment																		
		Total		1 person	2—4 persons		5—9 persons		10—19 persons		20—49 persons		50—99 persons		100—299 persons		300—499 persons		500+ persons		Person unspecified
		Units	Persons employed	Units	Units	Persons employed	Units	Persons employed	Units	Persons employed	Units	Persons employed	Units	Persons employed	Units	Persons employed	Units	Persons employed	Units	Persons employed	Units
1	2	3	4	5	6	7	8	9	10	11	12	13	14	15	16	17	18	19	20	21	
		Subansiri District																			
		Total																			
Divisions 2 & 3	Total	16	77	5	3	12	7	50	1	10	..	..	..	..	..	..	..	..	..	..	..
	I. All Fuels/Power	5	22	1	2	8	2	13	..	..	..	..	..	..	..	..	..	..	..	..	..
	(a) Electricity	..	..	..	..	..	..	..	..	..	..	..	..	..	..	..	..	..	..	..	..
	(b) Liquid Fuel	..	..	..	..	..	..	..	..	..	..	..	..	..	..	..	..	..	..	..	..
	(c) Coal, Wood & Bagasse	5	22	1	2	8	2	13	..	..	..	..	..	..	..	..	..	..	..	..	..
	(d) Other Power	..	..	..	..	..	..	..	..	..	..	..	..	..	..	..	..	..	..	..	..
	II. Manual	11	55	4	1	4	5	37	1	10	..	..	..	..	..	..	..	..	..	..	..
Major Group 20—21	Total	9	39	3	2	8	4	28	..	..	..	..	..	..	..	..	..	..	..	..	..
	I. All Fuels/Power	3	16	..	2	8	1	8	..	..	..	..	..	..	..	..	..	..	..	..	..
	(a) Electricity	..	..	..	..	..	..	..	..	..	..	..	..	..	..	..	..	..	..	..	..
	(b) Liquid Fuel	..	..	..	..	..	..	..	..	..	..	..	..	..	..	..	..	..	..	..	..
	(c) Coal, Wood & Bagasse	3	16	..	2	8	1	8	..	..	..	..	..	..	..	..	..	..	..	..	..
	(d) Other Power	..	..	..	..	..	..	..	..	..	..	..	..	..	..	..	..	..	..	..	..
	II. Manual	6	23	3	..	..	3	20	..	..	..	..	..	..	..	..	..	..	..	..	..
Major Group 23	Total	1	8	..	..	..	1	8	..	..	..	..	..	..	..	..	..	..	..	..	..
	I. All Fuels/Power	..	..	..	..	..	..	..	..	..	..	..	..	..	..	..	..	..	..	..	..
	(a) Electricity	..	..	..	..	..	..	..	..	..	..	..	..	..	..	..	..	..	..	..	..
	(b) Liquid Fuel	..	..	..	..	..	..	..	..	..	..	..	..	..	..	..	..	..	..	..	..
	(c) Coal, Wood & Bagasse	..	..	..	..	..	..	..	..	..	..	..	..	..	..	..	..	..	..	..	..
	(d) Other Power	..	..	..	..	..	..	..	..	..	..	..	..	..	..	..	..	..	..	..	..
	II. Manual	1	8	..	..	..	1	8	..	..	..	..	..	..	..	..	..	..	..	..	..
Major Group 26	Total	4	11	2	1	4	1	5	..	..	..	..	..	..	..	..	..	..	..	..	..
	I. All Fuels/Power	2	6	1	..	..	1	5	..	..	..	..	..	..	..	..	..	..	..	..	..
	(a) Electricity	..	..	..	..	..	..	..	..	..	..	..	..	..	..	..	..	..	..	..	..
	(b) Liquid Fuel	..	..	..	..	..	..	..	..	..	..	..	..	..	..	..	..	..	..	..	..
	(c) Coal, Wood & Bagasse	2	6	1	..	..	1	5	..	..	..	..	..	..	..	..	..	..	..	..	..
	(d) Other Power	..	..	..	..	..	..	..	..	..	..	..	..	..	..	..	..	..	..	..	..
	II. Manual	2	5	1	1	4	..	..	..	..	..	..	..	..	..	..	..	..	..	..	..

E—II PART B *Distribution of manufacturing, processing or servicing establishments other than Household Industries classified by industry, fuel/power or manual used and size of employment*—contd.

(ARUNACHAL PRADESH/DISTRICT)

Division/Major Group of N.I.C.	Kind of Fuel or Power used	No. of Factories or Workshops Excluding Household Industries by size of Employment																			
		Total		1 person		2-4 persons		5-9 persons		10-19 persons		20-49 persons		50-99 persons		100-299 persons		300-499 persons		500+ persons		Persons unspecified
		Units	persons employed	Units	Units	persons employed	Units	Persons employed	Units	persons employed	Units	persons employed	Units	persons employed	Units	persons employed	Units	persons employed	Units	persons employed	Units	persons employed	Units
1	2	3	4	5	6	7	8	9	10	11	12	13	14	15	16	17	18	19	20	21	22
		SUBANSIRI DISTRICT—Contd																			
		TOTAL—Contd																			
Major Group 27	Total	1	10	..	..	..	..	..	1	10	..	..	..	..	..	..	..	..	..	..	..
	I. All Fuels/Power	..	..	..	..	..	..	..	..	..	..	..	..	..	..	..	..	..	..	..	..
	(a) Electricity	..	..	..	..	..	..	..	..	..	..	..	..	..	..	..	..	..	..	..	..
	(b) Liquid Fuel	..	..	..	..	..	..	..	..	..	..	..	..	..	..	..	..	..	..	..	..
	(c) Coal, Wood & Bagasse	..	..	..	..	..	..	..	..	..	..	..	..	..	..	..	..	..	..	..	..
	(d) Other Power	..	..	..	..	..	..	..	..	..	..	..	..	..	..	..	..	..	..	..	..
	II. Manual	1	10	..	..	..	..	..	1	10	..	..	..	..	..	..	..	..	..	..	..
Major Group 29	Total	1	9	..	..	..	1	9	..	..	..	..	..	..	..	..	..	..	..	..	..
	I. All Fuels/Power	..	..	..	..	..	..	..	..	..	..	..	..	..	..	..	..	..	..	..	..
	(a) Electricity	..	..	..	..	..	..	..	..	..	..	..	..	..	..	..	..	..	..	..	..
	(b) Liquid Fuel	..	..	..	..	..	..	..	..	..	..	..	..	..	..	..	..	..	..	..	..
	(c) Coal, Wood & Bagasse	..	..	..	..	..	..	..	..	..	..	..	..	..	..	..	..	..	..	..	..
	(d) Other Power	..	..	..	..	..	..	..	..	..	..	..	..	..	..	..	..	..	..	..	..
	II. Manual	1	9	..	..	..	1	9	..	..	..	..	..	..	..	..	..	..	..	..	..
		Rural																			
Divisions 2 & 3	Total	16	77	5	3	12	7	50	1	10	..	..	..	..	..	..	..	..	..	..	..
	I. All Fuels/Power	5	22	1	2	8	2	13	..	..	..	..	..	..	..	..	..	..	..	..	..
	(a) Electricity	..	..	..	..	..	..	..	..	..	..	..	..	..	..	..	..	..	..	..	..
	(b) Liquid Fuel	..	..	..	..	..	..	..	..	..	..	..	..	..	..	..	..	..	..	..	..
	(c) Coal, Wood & Bagasse	5	22	1	2	8	2	13	..	..	..	..	..	..	..	..	..	..	..	..	..
	(d) Other Power	..	..	..	..	..	..	..	..	..	..	..	..	..	..	..	..	..	..	..	..
	II. Manual	11	55	4	1	4	5	37	1	10	..	..	..	..	..	..	..	..	..	..	..
Major Gaoup 20,21	Total	9	39	3	2	8	4	28	..	..	..	..	..	..	..	..	..	..	..	..	..
	I. All Fuels/Power	3	16	..	2	8	1	8	..	..	..	..	..	..	..	..	..	..	..	..	..
	(a) Electricity	..	..	..	..	..	..	..	..	..	..	..	..	..	..	..	..	..	..	..	..
	(b) Liquid Fuel	..	..	..	..	..	..	..	..	..	..	..	..	..	..	..	..	..	..	..	..
	(c) Coal, Wood & Bagasse	3	16	..	2	8	1	8	..	..	..	..	..	..	..	..	..	..	..	..	..
	(d) Other Power	..	..	..	..	..	..	..	..	..	..	..	..	..	..	..	..	..	..	..	..
	II. Manaul	6	32	3	..	..	3	20	..	..	..	..	..	..	..	..	..	..	..	..	..

E—II PART B *Distribution of manufacturing, processing or servicing establishments other than Household Industries classified by industry, fuel/power or manual used and size of employment*—contd.

(ARUNACHAL PRADESH/DISTRICT)

Division/Major Group N.I.C.	Kind of Fuel or Power used	No. of Factories or Workshops Excluding Household Industries by size of Employment																		
		Total		1 person		2-4 persons		5-9 persons		10-19 persons		20-49 persons		50-99 persons		100-299 persons		300-499 persons		500+ persons		†Persons unspecified
		Units	persons employed	Units	Units	persons employed	Units	persons employed	Units	persons employed	Units	persons employed	Units	persons employed	Units	persons employed	Units	persons employed	Units	persons employed	Units	persons employed	Units
1	2	3	4	5	6	7	8	9	10	11	12	13	14	15	16	17	18	19	20	21	22		
		Subansiri District (Contd)																					
		Rural (Contd)																					
Major Group 23	Total	1	8	..	..	..	1	8	..	..	..	..	..	..	..	..	..	..	..	..	..	..	..
	I. All Fuels/Power	..	..	..	..	..	..	..	..	..	..	..	..	..	..	..	..	..	..	..	..	..	..
	(a) Electricity	..	..	..	..	..	..	..	..	..	..	..	..	..	..	..	..	..	..	..	..	..	..
	(b) Liquid Fuel	..	..	..	..	..	..	..	..	..	..	..	..	..	..	..	..	..	..	..	..	..	..
	(c) Coal, Wood & Bagasse	..	..	..	..	..	..	..	..	..	..	..	..	..	..	..	..	..	..	..	..	..	..
	(d) Other Power	..	..	..	..	..	..	..	..	..	..	..	..	..	..	..	..	..	..	..	..	..	..
	II Manual	1	8	..	..	..	1	8	..	..	..	..	..	..	..	..	..	..	..	..	..	..	..
Major Group 26	Total	4	11	2	1	4	1	5	..	..	..	..	..	..	..	..	..	..	..	..	..	..	..
	I. All Fuels/Power	2	6	1	..	..	1	5	..	..	..	..	..	..	..	..	..	..	..	..	..	..	..
	(a) Electricity	..	..	..	..	..	..	..	..	..	..	..	..	..	..	..	..	..	..	..	..	..	..
	(b) Liquid Fuel	..	..	..	..	..	..	..	..	..	..	..	..	..	..	..	..	..	..	..	..	..	..
	(c) Coal, Wood & Bagasse	2	6	1	..	..	1	5	..	..	..	..	..	..	..	..	..	..	..	..	..	..	..
	(d) Other Power	..	..	..	..	..	..	..	..	..	..	..	..	..	..	..	..	..	..	..	..	..	..
	II. Manual	2	5	1	1	4	..	..	..	..	..	..	..	..	..	..	..	..	..	..	..	..	..
Major Group 27	Total	1	10	..	..	..	..	..	1	10	..	..	..	..	..	..	..	..	..	..	..	..	..
	I. All Fuels/Power	..	..	..	..	..	..	..	..	..	..	..	..	..	..	..	..	..	..	..	..	..	..
	(a) Electricity	..	..	..	..	..	..	..	..	..	..	..	..	..	..	..	..	..	..	..	..	..	..
	(b) Liquid Fuel	..	..	..	..	..	..	..	..	..	..	..	..	..	..	..	..	..	..	..	..	..	..
	(c) Coal, Wood & Bagasse	..	..	..	..	..	..	..	..	..	..	..	..	..	..	..	..	..	..	..	..	..	..
	(d) Other Power	..	..	..	..	..	..	..	..	..	..	..	..	..	..	..	..	..	..	..	..	..	..
	II. Manual	1	10	..	..	..	..	..	1	10	..	..	..	..	..	..	..	..	..	..	..	..	..
Major Group 39	Total	1	9	..	..	..	1	9	..	..	..	..	..	..	..	..	..	..	..	..	..	..	..
	I. All Fuels/Power	..	..	..	..	..	..	..	..	..	..	..	..	..	..	..	..	..	..	..	..	..	..
	(a) Electricity	..	..	..	..	..	..	..	..	..	..	..	..	..	..	..	..	..	..	..	..	..	..
	(b) Liquid Fuel	..	..	..	..	..	..	..	..	..	..	..	..	..	..	..	..	..	..	..	..	..	..
	(c) Coal, Wood & Bagasse	..	..	..	..	..	..	..	..	..	..	..	..	..	..	..	..	..	..	..	..	..	..
	(d) Other Power	..	..	..	..	..	..	..	..	..	..	..	..	..	..	..	..	..	..	..	..	..	..
	II. Manual	1	9	..	..	..	1	9	..	..	..	..	..	..	..	..	..	..	..	..	..	..	..

E—II PART B *Distribution of manufacturing, processing or servicing establishments other than Household Industries classified by industry, fuel/power or manual used and size of employment*—contd.

(ARUNACHAL PRADESH/DISTRICT)

Division/Major Group of N.I.C.	Kind of fuel or power used	No. of Factories or Workshops Excluding Household Industries by size of Employment																			
		Total		1 person	2-4 persons		5-9 persons		10-19 persons		20-49 persons		50-99 persons		100-299 persons		300-499 persons		500+ persons		Persons unspecified
		Units	Persons employed	Units	Units	Persons employed	Units	Persons employed	Units	Persons employed	Units	Persons employed	Units	Persons employed	Units	Persons employed	units	Persons employed	Units	Persons employed	Units
1	2	3	4	5	6	7	8	9	10	11	12	13	14	15	16	17	18	19	20	21	22
		SIANG DISTRICT																			
		Total																			
Divisions 2 & 3	Total	19	438	1	4	16	8	64	5	57	..	..	..	..	..	..	1	300	..	..	..
	I. All Fuels/Power	3	20	..	1	4	2	16	..	..	..	..	..	..	..	..	..	..	..	..	..
	(a) Electricity	..	..	..	..	..	..	..	..	..	..	..	..	..	..	..	..	..	..	..	..
	(b) Liquid Fuel	..	..	..	..	..	..	..	..	..	..	..	..	..	..	..	..	..	..	..	..
	(c) Coal, Wood & Bagasse	3	20	..	1	4	2	16	..	..	..	..	..	..	..	..	..	..	..	..	..
	(d) Other Power	..	..	..	..	..	..	..	..	..	..	..	..	..	..	..	..	..	..	..	..
	II. Manual	16	418	1	3	12	6	48	5	57	..	..	..	..	..	..	1	300	..	..	..
Major Group 20-21	Total	4	20	1	1	4	2	15	..	..	..	..	..	..	..	..	..	..	..	..	..
	I. All Fuels/Power	2	12	..	1	4	1	8	..	..	..	..	..	..	..	..	..	..	..	..	..
	(a) Electricity	..	..	..	..	..	..	..	..	..	..	..	..	..	..	..	..	..	..	..	..
	(b) Liquid Fuel	..	..	..	..	..	..	..	..	..	..	..	..	..	..	..	..	..	..	..	..
	(c) Coal, Wood & Bagasse	2	12	..	1	4	1	8	..	..	..	..	..	..	..	..	..	..	..	..	..
	(d) Other Power	..	..	..	..	..	..	..	..	..	..	..	..	..	..	..	..	..	..	..	..
	II. Manual	2	8	1	..	..	1	7	..	..	..	..	..	..	..	..	..	..	..	..	..
Major Group 23	Total	3	21	..	1	4	2	17	..	..	..	..	..	..	..	..	..	..	..	..	..
	I. All Fuels/Power	..	..	..	..	..	..	..	..	..	..	..	..	..	..	..	..	..	..	..	..
	(a) Electricity	..	..	..	..	..	..	..	..	..	..	..	..	..	..	..	..	..	..	..	..
	(b) Liquid Fuel	..	..	..	..	..	..	..	..	..	..	..	..	..	..	..	..	..	..	..	..
	(c) Coal, Wood & Bagasse	..	..	..	..	..	..	..	..	..	..	..	..	..	..	..	..	..	..	..	..
	(d) Other Power	..	..	..	..	..	..	..	..	..	..	..	..	..	..	..	..	..	..	..	..
	II. Manual	3	21	..	1	4	2	17	..	..	..	..	..	..	..	..	..	..	..	..	..
Major Group 26	Total	2	18	..	..	..	1	7	1	11	..	..	..	..	..	..	..	..	..	..	..
	I. All Fuels/Power	..	..	..	..	..	..	..	..	..	..	..	..	..	..	..	..	..	..	..	..
	(a) Electricity	..	..	..	..	..	..	..	..	..	..	..	..	..	..	..	..	..	..	..	..
	(b) Liquid Fuel	..	..	..	..	..	..	..	..	..	..	..	..	..	..	..	..	..	..	..	..
	(c) Coal, Wood & Bagasse	..	..	..	..	..	..	..	..	..	..	..	..	..	..	..	..	..	..	..	..
	(d) Other Power	..	..	..	..	..	..	..	..	..	..	..	..	..	..	..	..	..	..	..	..
	II. Manual	2	18	..	..	..	1	7			..	..	..	..	..	..	..	..	..	..	..

E—II PART B *Distribution of manufacturing, processing or servicing establishments other than Household Industries classified by industry, fuel/power or manual used and size of employment*—contd.

(ARUNACHAL PRADESH/DISTRICT)

Division/Major Group of N.I.C.	Kind of Fuel or Power used	No. of Factories or Workshops Excluding Household Industries by size of Employment																				
		Total		1 person		2-4 persons		5-9 persons		10-19 persons		20 49 persons		50-99 persons		100-299 persons		300-499 persons		500+ persons		Persons unspecified
		Units	person employed	Units	Units	persons employed	Units	persons employed	Units	persons employed	Units	persons employed	Units	persons employed	Units	persons employed	Units	persons employed	units	persons employed	Units	persons employed	Units
1	2	3	4	5	6	7	8	9	10	11	12	13	14	15	16	17	18	19	20	21	22	
		Siang District (Contd)																				
		Total (Contd)																				
Major Group 27	Total	9	371	..	2	8	2	17	4	46	..	..	..	..	..	..	1	300	..	..	..	
	I. All Fuels/ Power	1	8	..	..	..	1	8	..	..	..	..	..	..	..	..	..	..	..	..	..	
	(a) Electricity	..	..	..	..	..	..	..	..	..	..	..	..	..	..	..	..	..	..	..	..	
	(b) Liquid Fuel	..	..	..	..	..	..	..	..	..	..	..	..	..	..	..	..	..	..	..	..	
	(c) Coal, Wood & Bagasse	1	8	..	..	..	1	8	..	..	..	..	..	..	..	..	..	..	..	..	..	
	(d) Other Power	..	..	..	..	..	..	..	..	..	..	..	..	..	..	..	..	..	..	..	..	
	II. Manual	8	363	..	2	8	1	9	4	46	..	..	..	..	..	..	1	300	..	..	..	
Major Group 29	Total	1	8	..	..	..	1	8	..	..	..	..	..	..	..	..	..	..	..	..	..	
	I. All Fuels/Power	..	..	..	..	..	..	..	..	..	..	..	..	..	..	..	..	..	..	..	..	
	(a) Electricity	..	..	..	..	..	..	..	..	..	..	..	..	..	..	..	..	..	..	..	..	
	(b) Liquid Fuel	..	..	..	..	..	..	..	..	..	..	..	..	..	..	..	..	..	..	..	..	
	(c) Coal, Wood & Bagasse	..	..	..	..	..	..	..	..	..	..	..	..	..	..	..	..	..	..	..	..	
	(d) Other Power	..	..	..	..	..	..	..	..	..	..	..	..	..	..	..	..	..	..	..	..	
	II. Manual	1	8	..	..	..	1	8	..	..	..	..	..	..	..	..	..	..	..	..	..	
		URBAN																				
Divisions 2 &3.	Total	11	377	1	2	8	4	32	3	36	..	..	..	..	..	..	1	300	..	..	..	
	I. All Fuels/Power	2	12	..	1	4	1	8	..	..	..	..	..	..	..	..	..	..	..	..	..	
	(a) Electricity	..	..	..	..	..	..	..	..	..	..	..	..	..	..	..	..	..	..	..	..	
	(b) Liquid Fuel	..	..	..	..	..	..	..	..	..	..	..	..	..	..	..	..	..	..	..	..	
	(c) Coal, Wood & Bagasse	2	12	..	1	4	1	8	..	..	..	..	..	..	..	..	..	..	..	..	..	
	(d) Other Power	..	..	..	..	..	..	..	..	..	..	..	..	..	..	..	..	..	..	..	..	
	II. Manual	9	365	1	1	4	3	24	3	36	..	..	..	..	..	..	1	300	..	..	..	
Major Group 20-21	Total	4	20	1	1	4	2	15	..	..	..	..	..	..	..	..	..	..	..	..		
	I. All Fuels/Power	2	12	..	1	4	1	8	..	..	..	..	..	..	..	..	..	..	..	..	..	
	(a) Electricity	..	..	..	..	..	..	..	..	..	..	..	..	..	..	..	..	..	..	..		
	(b) Liquid Fuel	..	..	..	..	..	..	..	..	..	..	..	..	..	..	..	..	..	..	..	..	
	(c) Coal, Wood & Bgasse	2	12	..	1	4	1	8	..	..	..	..	..	..	..	..	..	..	..	..	..	
	(d) Other Power	..	..	..	..	..	..	..	..	..	..	..	..	..	..	..	..	..	..	..	..	
	II. Manual	2	8	1	..	..	1	7	..	..												

E- II PART B *Distribution of manufacturing processing or servicing establishments other than Household Industries classified by industry, fuel/power or manual used and size of employment*—contd.

(ARUNACHAL PRADESH/DISTRICT)

Division/Major Group of N.I.C.	Kind of Fuel or Power used	No. of Factories or Workshops Excluding Household Industries by size of Employmemt																			
		Total		1 person	2-4 persons		5-9 persons		10-19 persons		20-49 persons		50-99 persons		100-299 persons		300-499 persons		500+ persons		Persons unspecified
		Units	persons employed	Units	Units	persons employed	Units	Persons employed	Units	Persons employed	Units	Persons employed	Units	Persons employed	Units	Persons employed	Units	Persons employed	Units	Persons employed	Units
1	2	3	4	5	6	7	8	9	10	11	12	13	14	15	16	17	18	19	20	21	22
		SIANG DISTRICT (Contd)																			
		URBAN (Contd)																			
Major Group . . .	Total	1	9	..	..	..	1	9	..	..	..	..	..	..	..	..	..	..	..	..	..
23	I All Fuels/Power . .	..	..	..	..	..	..	..	..	..	..	..	..	..	..	..	..	..	..	..	..
	(a) Electricity . . .	..	..	..	..	..	..	..	..	..	..	..	..	..	..	..	..	..	..	..	..
	(b) Liquid Fuel . . .	..	..	..	..	..	..	..	..	..	..	..	..	..	..	..	..	..	..	..	..
	(c) Coal, Wood & Bagasse	..	..	..	..	..	..	..	..	..	..	..	..	..	..	..	..	..	..	..	..
	(d) Other Power . .	..	..	..	..	..	..	..	..	..	..	..	..	..	..	..	..	..	..	..	..
	II Manual	1	9	..	..	..	1	9	..	..	..	..	..	..	..	..	..	..	..	..	..
Major Group 27 . . .	Total	5	340	..	1	4	..	..	3	36	..	..	..	..	..	..	1	300	..	..	..
	I. All Fuels/ Power . .	..	..	..	..	..	..	..	..	..	..	..	..	..	..	..	..	..	..	..	..
	(a) Electricity . .	..	..	..	..	..	..	..	..	..	..	..	..	..	..	..	..	..	..	..	..
	(b) Liquid Fuel . .	..	..	..	..	..	..	..	..	..	..	..	..	..	..	..	..	..	..	..	..
	(c) Coal, Wood & Bagasse	..	..	..	..	..	..	..	..	..	..	..	..	..	..	..	..	..	..	..	..
	(d) Other Power . .	..	..	..	..	..	..	..	..	..	..	..	..	..	..	..	..	..	..	..	..
	II. Manual	5	340	..	1	4	..	..	3	36	..	..	..	..	..	..	1	300	..	..	..
Major Group . . .	Total . . .	1	8	..	..	..	1	8	..	..	..	..	..	..	..	..	..	..	..	..	..
29	I. All Fuels/Power . .	..	..	..	..	..	..	..	..	..	..	..	..	..	..	..	..	..	..	..	..
	(a) Electricity . . .	..	..	..	..	..	..	..	..	..	..	..	..	..	..	..	..	..	..	..	..
	(b) Liquid Fuel . . .	..	..	..	..	..	..	..	..	..	..	..	..	..	..	..	..	..	..	..	..
	(c) Coal, Wood & Bagasse	..	..	..	..	..	..	..	..	..	..	..	..	..	..	..	..	..	..	..	..
	(d) Other Power . .	..	..	..	..	..	..	..	..	..	..	..	..	..	..	..	..	..	..	..	..
	I. Manual	1	8	..	..	..	1	8	..	..	..	..	..	..	..	..	..	..	..	..	..

E—II PART B *Distribution of manufacturing processing or servicing establishments other than Household Industries classified by industry, fuel/power or manual used and size of employment*—contd.

(ARUNACHAL PRADESH/DISTRICT)

Division/Major Group of N.I.C.	Kind of Fuel or Power used	No. of Factories or Workshops Excluding Household Industries by size of Employment																			
		Total		1 person	2-4 persons		5-9 persons		10-19 persons		20-49 persons		50-99 persons		100-299 persons		300-499 perons		500+ persons		Persons unspecified
		Units	persons employed	Units	Units	persons employed	Units	persons employed	Units	persons employed	Units	persons employed	Units	persons employed	Units	persons employed	Units	persons employed	Units	persons employed	Units
1	2	3	4	5	6	7	8	9	10	11	12	13	14	15	16	17	18	19	20	21	22
		SIANG DISTRICT (Contd)																			
		Rural																			
Divisions 2 &3	Total	8	61	..	2	8	4	32	2	21	..	..	..	..	..	..	..	..	..	..	..
	I. All Fuels/Power	1	8	..	..	..	1	8	..	..	..	..	..	..	..	..	..	..	..	..	..
	(a) Electricity	..	..	..	..	..	..	..	..	..	..	..	..	..	..	..	..	..	..	..	..
	(b) Liquid Fuel	..	..	..	..	..	..	..	..	..	..	..	..	..	..	..	..	..	..	..	..
	(c) Coal, Wood & Bagasse	1	8	..	..	..	1	8	..	..	..	..	..	..	..	..	..	..	..	..	..
	(d) Other Power	..	..	..	..	..	..	..	..	..	..	..	..	..	..	..	..	..	..	..	..
	II. Manual	7	53	..	2	8	3	24	2	21	..	..	..	..	..	..	..	..	..	..	..
Major Group 23	Total	2	12	..	1	4	1	8	..	..	..	..	..	..	..	..	..	..	..	..	..
	I. All Fuels/Power	..	..	..	..	..	..	..	..	..	..	..	..	..	..	..	..	..	..	..	..
	(a) Electricity	..	..	..	..	..	..	..	..	..	..	..	..	..	..	..	..	..	..	..	..
	(b) Liquid Fuel	..	..	..	..	..	..	..	..	..	..	..	..	..	..	..	..	..	..	..	..
	(c) Coal, Wood & Bagasse	..	..	..	..	..	..	..	..	..	..	..	..	..	..	..	..	..	..	..	..
	(d) Other Power	..	..	..	..	..	..	..	..	..	..	..	..	..	..	..	..	..	..	..	..
	II. Manual	2	12	..	1	4	1	8	..	..	..	..	..	..	..	..	..	..	..	..	..
Major Group 26	Total	2	18	..	..	..	1	7	1	11	..	..	..	..	..	..	..	..	..	..	..
	I. All Fuels/Power	..	..	..	..	..	..	..	..	..	..	..	..	..	..	..	..	..	..	..	..
	(a) Electricity	..	..	..	..	..	..	..	..	..	..	..	..	..	..	..	..	..	..	..	..
	(b) Liquid Fuel	..	..	..	..	..	..	..	..	..	..	..	..	..	..	..	..	..	..	..	..
	(c) Coal, Wood & Bagasse	..	..	..	..	..	..	..	..	..	..	..	..	..	..	..	..	..	..	..	..
	(d) Other Power	..	..	..	..	..	..	..	..	..	..	..	..	..	..	..	..	..	..	..	..
	II. Manual	2	18	..	..	..	1	7	1	11	..	..	..	..	..	..	..	..	..	..	..
Major Group 27	Total	4	31	..	1	4	2	17	1	10	..	..	..	..	..	..	..	..	..	..	..
	I. All Fuels/Power	1	8	..	..	..	1	8	..	..	..	..	..	..	..	..	..	..	..	..	..
	(a) Electricity	..	..	..	..	..	..	..	..	..	..	..	..	..	..	..	..	..	..	..	..
	(b) Liquid Fuel	..	..	..	..	..	..	..	..	..	..	..	..	..	..	..	..	..	..	..	..
	(c) Coal, Wood & Bagasse	1	8	..	..	..	1	8	..	..	..	..	..	..	..	..	..	..	..	..	..
	(d) Other Power	..	..	..	..	..	..	..	..	..	..	..	..	..	..	..	..	..	..	..	..
	II. Manual	3	23	..	1	4	1	9	1	10	..	..	..	..	..	..	..	..	..	..	..

E—II PART B *Distribution of manufacturing processing or servicing establishments other than Household Industries classified by industry, fuel/power or manual used and size of employment*—contd.

(ARUNACHAL PRADESH/DISTRICT)

Division/Major Group of N.I.C.	Kind of fuel or power used	No. of Factories or Workshops Excluding Household Industries by size of Employment																			
		Total		1 person		2-4 persons		5-9 persons		10-19 persons		20-49 persons		50-99 persons		100-299 persons		300-499 persons		500+ persons		Persons unspecified.
		Units	Persons employed	Units	Units	Persons employed	Units	Persons employed	Units	Persons employed	Units	Persons employed	Units	Persons employed	Units	Persons employed	Units	Persons employed	Units	Persons employed	Units
1	2	3	4	5	6	7	8	9	10	11	12	13	14	15	16	17	18	19	20	21	22
		LOHIT DISTRICT																			
		Total																			
Divisions 2 & 3. . . .	Total . . .	17	598	..	8	30	7	55	1	13	..	..	..	..	..	..	..	..	1	500	..
	I. All Fuels/Power . .	5	525	..	1	4	3	21	..	..	..	..	..	..	..	..	..	..	1	500	..
	(a) Electricity . . .	1	500	..	..	..	..	..	..	..	..	..	..	..	..	..	..	..	1	500	..
	(b) Liquid Fuel . . .	1	4	..	1	4	..	..	..	..	..	..	..	..	..	..	..	..	..	..	..
	(c) Coal, Wood & Bagasee	3	21	..	..	..	3	21	..	..	..	..	..	..	..	..	..	..	..	..	..
	(d) Other Power . .	..	..	..	..	..	..	..	..	..	..	..	..	..	..	..	..	..	..	..	..
	II. Manual	12	73	..	7	26	4	34	1	13	..	..	..	..	..	..	..	..	..	..	..
Major Group . . . 20-21	Total . . .	6	33	..	3	11	3	22	..	..	..	..	..	..	..	..	..	..	..	..	..
	I. All Fuels/Power . .	3	17		1	4	2	13	..	..	..	..	..	..	..	..	..	..	..	..	..
	(a) Electricity . . .	..	..	..	..	..	..	..	..	..	..	..	..	..	..	..	..	..	..	..	..
	(b) Liquid Fuel . . .	1	4	..	1	4	..	..	..	..	..	..	..	..	..	..	..	..	..	..	..
	(c) Coal, Wood & Bagasse	2	13	..	..	..	2	13	..	..	..	..	..	..	..	..	..	..	..	..	..
	(d) Other Power . .	..	..	..	..	..	..	..	..	..	..	..	..	..	..	..	..	..	..	..	..
	II. Manual	3	16	..	2	7	1	9	..	..	..	..	..	..	..	..	..	..	..	..	..
Major Group . . . 22	Total . . .	1	3	..	1	3	..	..	..	..	..	..	..	..	..	..	..	..	..	..	..
	I. All Fuels/ Power . .	..	..	..	..	..	..	..	..	..	..	..	..	..	..	..	..	..	..	..	..
	(a) Electricity . . .	..	..	..	..	..	..	..	..	..	..	..	..	..	..	..	..	..	..	..	..
	(b) Liquid Fuel . . .	..	..	..	..	..	..	..	..	..	..	..	..	..	..	..	..	..	..	..	..
	(c) Coal, Wood & Bagasse	..	..	..	..	..	..	..	..	..	..	..	..	..	..	..	..	..	..	..	..
	(d) Other Power . .	..	..	..	..	..	..	..	..	..	..	..	..	..	..	..	..	..	..	..	..
	II. Manual	1	3	..	1	3	..	..	..	..	..	..	..	..	..	..	..	..	..	..	..
Major Group . . . 23	Total . . .	2	17	..	1	4	..	..	1	13	..	..	..	..	..	..	..	..	..	..	..
	I. All Fuels/Power . .	..	..	..	..	..	..	..	..	..	..	..	..	..	..	..	..	..	..	..	..
	(a) Electricity . .	..	..	..	..	..	..	..	..	..	..	..	..	..	..	..	..	..	..	..	..
	(b) Liquid Fuel . .	..	..	..	..	..	..	..	..	..	..	..	..	..	..	..	..	..	..	..	..
	(c) Coal, Wood & Bagasse	..	..	..	..	..	..	..	..	..	..	..	..	..	..	..	..	..	..	..	..
	(d) Other Power . .	..	..	..	..	..	..	..	..	..	..	..	..	..	..	..	..	..	..	..	..
	II. Manual	2	17	..	1	4	..	..	1	13	..	..	..	..	..	..	..	..	..	..	..

E—II PART B *Distribution of manufacturing processing or servicing establishments other than Household Industries classified by industry fuel/power or manual used and size of employment*—contd,

(ARUNACHAL PRADESH/DISTRICT)

Division/Major Group of N.I.C.	Kind of Fuel or Power used	No. of Factories or Workshops Excluding Household Industries by size of Employment																			
		Total		1 person		2-4 persons		5-9 persons		10-19 persons		20-49 persons		50-99 persons		100-299 persons		300-499 persons		500+ persons		Persons unspecified
		Units	persons employed	Units	Units	persons employed	Units	persons employed	Units	persons employed	Units	persons employed	Units	persons employed	Units	persons employed	Units	persons employed	Units	persons employed	Units	persons employed	Units
1	2	3	4	5	6	7	8	9	10	11	12	13	14	15	16	17	18	19	20	21	22
		LOHIT DISTRICT—contd.																			
		TOTAL—contd.																			
Major Group 24	Total	1	4	..	1	4	..	..	..	..	..	..	..	..	..	..	..	..	..	..	..	..
	I. All Fuels/Power	..	..	..	..	..	..	..	..	..	..	..	..	..	..	..	..	..	..	..	..	..
	(a) Electricity	..	..	..	..	..	..	..	..	..	..	..	..	..	..	..	..	..	..	..	..	..
	(b) Liquid Fuel	..	..	..	..	..	..	..	..	..	..	..	..	..	..	..	..	..	..	..	..	..
	(c) Coal, Wood & Bagasse	..	..	..	..	..	..	..	..	..	..	..	..	..	..	..	..	..	..	..	..	..
	(d) Other Power	..	..	..	..	..	..	..	..	..	..	..	..	..	..	..	..	..	..	..	..	..
	II. Manual	1	4	..	1	4	..	..	..	..	..	..	..	..	..	..	..	..	..	..	..	..
Major Group 26	Total	2	12	..	1	4	1	8	..	..	..	..	..	..	..	..	..	..	..	..	..	..
	I. All Fuels/Power	..	..	..	..	..	..	..	..	..	..	..	..	..	..	..	..	..	..	..	..	..
	(a) Electricity	..	..	..	..	..	..	..	..	..	..	..	..	..	..	..	..	..	..	..	..	..
	(b) Liquid Fuel	..	..	..	..	..	..	..	..	..	..	..	..	..	..	..	..	..	..	..	..	..
	(c) Coal, Wood & Bagasse	..	..	..	..	..	..	..	..	..	..	..	..	..	..	..	..	..	..	..	..	..
	(d) Other Power	..	..	..	..	..	..	..	..	..	..	..	..	..	..	..	..	..	..	..	..	..
	II. Manual	2	12	..	1	4	1	8	..	..	..	..	..	..	..	..	..	..	..	..	..	..
Major Group 27	Total	5	529	..	1	4	3	25			..	..	..	..	..	..	..	..	1	500	..	
	I. All Fuels/Power	2	508	..	..	..	1	8	..	..	..	..	..	..	..	..	..	..	1	500	..	
	(a) Electricity	1	500	..	..	..	..	..	..	..	..	..	..	..	..	..	..	..	1	500	..	
	(b) Liquid Fuel	..	..	..	..	..	..	..	..	..	..	..	..	..	..	..	..	..	..	..	..	
	(c) Coal, Wood & Bagasse	1	8	..	..	..	1	8	..	..	..	..	..	..	..	..	..	..	..	..	..	
	(d) Other Power	..	..	..	..	..	..	..	..	..	..	..	..	..	..	..	..	..	..	..	..	
	II. Manual	3	21	..	1	4	2	17	..	..	..	..	..	..	..	..	..	..	..	..	..	
		RURAL																			
Divisions 2 &3	Total	10	557	..	4	16	5	41	..	..	..	..	..	..	..	..	..	..	1	500	..	
	I. All Fuels/Power	4	519	..	1	4	2	15	..	..	..	..	..	..	..	..	..	..	1	500	..	
	(a) Electricity	1	500	..	..	..	..	..	..	..	..	..	..	..	..	..	..	..	1	500	..	
	(b) Liquid Fuel	1	4	..	1	4	..	..	..	..	..	..	..	..	..	..	..	..	..	..	..	
	(c) Coal, Wood & Bagasse	2	15	..	..	..	2	15	..	..	..	..	..	..	..	..	..	..	..	..	..	
	(d) Other Power	..	..	..	..	..	..	..	..	..	..	..	..	..	..	..	..	..	..	..	..	
	II. Manual	6	38	..	3	12	3	26	..	..	..	..	..	..	..	..	..	..	..	..	..	

E--II PART B *Distribution of manufacturing, processing or servicing establishments other than Household Industries classified by industry, fuel/power or manual used and size of employment*—contd.

(ARUNACHAL PRADESH/DISTRICT)

Division/Major Group N.I.C.	Kind of Fuel or Power used	No. of Factories or Workshops Excluding Household Industries by size of Employment																			
		Total		1 person		2—4 persons		5—9 Person		10—19 persons		20—49 persons		50—99 persons		100—299 persons		300—499 persons		500† persons		Persons unspecified
		Units	persons employed	Units	Units	persons employed	Units	Persons employed	Units	persons employed	Units	persons employed	Units	persons employed	Units	persons empoyed	Units	persons employed	Units	persons employed	Units	Units
1	2	3	4	5	6	7	8	9	10	11	12	13	14	15	16	17	18	19	20	21	22
		Lohit District (Contd)																			
		Rural (Contd)																			
Major Group 20-21	Total	4	24	..	2	8	2	16	..	..	..	..	..	..	..	..	..	..	..	..	..
	I. All Fuels/Power	2	11	..	1	4	1	7	..	..	..	..	..	..	..	..	..	..	..	..	..
	(a) Electricity	..	..	..	..	..	..	..	..	..	..	..	..	..	..	..	..	..	..	..	..
	(b) Liquid Fuel	1	4	..	1	4	..	..	..	..	..	..	..	..	..	..	..	..	..	..	..
	(c) Coal, Wood & Bagassee	..	..	..	..	..	1	7	..	..	..	..	..	..	..	..	..	..	..	..	..
	(d) Other Power	1	7	..	..	..	..	..	..	..	..	..	..	..	..	..	..	..	..	..	..
	II. Manual	2	13	..	1	4	1	9	..	..	..	..	..	..	..	..	..	..	..	..	..
Major Group 23	Total	1	4	..	1	4	..	..	..	..	..	..	..	..	..	..	..	..	..	..	..
	I. All Fuels/Power	..	..	..	..	..	..	..	..	..	..	..	..	..	..	..	..	..	..	..	..
	(a) Electricity	..	..	..	..	..	..	..	..	..	..	..	..	..	..	..	..	..	..	..	..
	(b) Liquid Fuel	..	..	..	..	..	..	..	..	..	..	..	..	..	..	..	..	..	..	..	..
	(c) Coal, Wood & Bagasse	..	..	..	..	..	..	..	..	..	..	..	..	..	..	..	..	..	..	..	..
	(d) Other Power	..	..	..	..	..	..	..	..	..	..	..	..	..	..	..	..	..	..	..	..
	II. Manual	1	4	..	1	4	..	..	..	..	..	..	..	..	..	..	..	..	..	..	..
Major Group 24	Total	1	4	..	1	4	..	..	..	..	..	..	..	..	..	..	..	..	..	..	..
	I. All Fuels/Power	..	..	..	..	..	..	..	..	..	..	..	..	..	..	..	..	..	..	..	..
	(a) Electricity	..	..	..	..	..	..	..	..	..	..	..	..	..	..	..	..	..	..	..	..
	(b) Liquid Fuel	..	..	..	..	..	..	..	..	..	..	..	..	..	..	..	..	..	..	..	..
	(c) Coal, Wood & Bagasse	..	..	..	..	..	..	..	..	..	..	..	..	..	..	..	..	..	..	..	..
	(d) Other Power	..	..	..	..	..	..	..	..	..	..	..	..	..	..	..	..	..	..	..	..
	II. Manual	1	4	..	1	4	..	..	..	..	..	..	..	..	..	..	..	..	..	..	..
Major Group 26	Total	1	8	..	..	..	1	8	..	..	..	..	..	..	..	..	..	..	..	..	..
	I. All Fuels/Power	..	..	..	..	..	..	..	..	..	..	..	..	..	..	..	..	..	..	..	..
	(a) Electricity	..	..	..	..	..	..	..	..	..	..	..	..	..	..	..	..	..	..	..	..
	(b) Liquid Fuel	..	..	..	..	..	..	..	..	..	..	..	..	..	..	..	..	..	..	..	..
	(c) Coal, Wood & Bagasse	..	..	..	..	..	..	..	..	..	..	..	..	..	..	..	..	..	..	..	..
	(d) Other Power	..	..	..	..	..	..	..	..	..	..	..	..	..	..	..	..	..	..	..	..
	II. Manual	1	8	..	..	..	1	8	..	..	..	..	..	..	..	..	..	..	..	..	..

E—II PART B *Distribution of manufacturing, processing or servicing establishments other than Household Ind stries classified by industry, fuel/power or manual used and size of employment*—contd.

(ARUNACHAL PRADESH/DISTRICT)

Division/Major Group of N.I.C.	Kind of Fuel or Power used	No. of Factories or Workshops Excluding Household Industries by size of Employment																			
		Total		1 person		2—4 persons		5—9 persons		10—19 persons		20—49 persons		50—99 persons		100—299 persons		300-499 persons		500+ persons		Persons unspecified
	Total	Units	persons employed	Units	persons employed	Units	persons employed	Units	persons employed	Units	persons employed	Units	persons employed	Units	persons employed	Units	persons employed	Units	persons employed	Units	persons employed	Units
1	2	3	4	5	6	7	8	9	10	11	12	13	14	15	16	17	18	18	20	21	22
										Lohit District (Contd)											
										Rural (Contd)											
Major Group 27	Total	3	517	..	..	..	2	17	..	..	..	..	..	..	..	..	..	..	..	1	500	..
	I. All Fuels/Power	2	508	..	..	..	1	8	..	..	..	..	..	..	..	..	..	..	..	1	500	..
	(a) Electricity	1	500	..	..	..	..	..	..	..	..	..	..	..	..	..	..	..	..	1	500	..
	(b) Liquid Fuel	..	..	..	..	..	..	..	..	..	..	..	..	..	..	..	..	..	..	..	..	..
	(c) Coal, Wood & Bagasse	1	8	..	..	..	1	8	..	..	..	..	..	..	..	..	..	..	..	..	..	..
	(d) Other Power	..	..	..	..	..	..	..	..	..	..	..	..	..	..	..	..	..	..	..	..	..
	II. Manual	1	9	..	..	..	1	9	..	..	..	..	..	..	..	..	..	..	..	..	..	..
										Urban											
Divisions 2 & 3	Total	7	41	..	4	14	2	14	1	13	..	..	..	..	..	..	..	..	..	..	..	..
	I. All Fuels/Power	1	6	..	..	..	1	6	..	..	..	..	..	..	..	..	..	..	..	..	..	..
	(a) Electricity	..	..	..	..	..	..	..	..	..	..	..	..	..	..	..	..	..	..	..	..	..
	(b) Liquid Fuel	..	..	..	..	..	..	..	..	..	..	..	..	..	..	..	..	..	..	..	..	..
	(c) Coal, Wood & Bagasse	1	6	..	..	..	1	6	..	..	..	..	..	..	..	..	..	..	..	..	..	..
	(d) Other Power	..	..	..	..	..	..	..	..	..	..	..	..	..	..	..	..	..	..	..	..	..
	II. Mnual	6	35	..	4	14	1	8	1	13	..	..	..	..	..	..	..	..	..	..	..	..
Major Group 20-21	Total	2	9	..	1	3	1	6	..	..	..	..	..	..	..	..	..	..	..	..	..	..
	I. All Fuels/Power	1	6	..	..	..	1	6	..	..	..	..	..	..	..	..	..	..	..	..	..	..
	(a) Electricity	..	..	..	..	..	..	..	..	..	..	..	..	..	..	..	..	..	..	..	..	..
	(b) Liquid Fuel	..	..	..	..	..	..	..	..	..	..	..	..	..	..	..	..	..	..	..	..	..
	(c) Coal, Wood & Bagasse	1	6	..	..	..	1	6	..	..	..	..	..	..	..	..	..	..	..	..	..	..
	(d) Other Power	..	..	..	..	..	..	..	..	..	..	..	..	..	..	..	..	..	..	..	..	..
	II. Manual	1	3	..	1	3	..	..	..	..	..	..	..	..	..	..	..	..	..	..	..	..
Major Group 22	Total	1	3	..	1	3	..	..	..	..	..	..	..	..	..	..	..	..	..	..	..	..
	I. All Fuels/Power	..	..	..	..	..	..	..	..	..	..	..	..	..	..	..	..	..	..	..	..	..
	(a) Electricity	..	..	..	..	..	..	..	..	..	..	..	..	..	..	..	..	..	..	..	..	..
	(b) Liquid Fuel	..	..	..	..	..	..	..	..	..	..	..	..	..	..	..	..	..	..	..	..	..
	(c) Coal, Wood & Bagasse	..	..	..	..	..	..	..	..	..	..	..	..	..	..	..	..	..	..	..	..	..
	(d) Other Power	..	..	..	..	..	..	..	..	..	..	..	..	..	..	..	..	..	..	..	..	..
	II. Manual	1	3	..	1	3	..	..	..	..	..	..	..	..	..	..	..	..	..	..	..	..

E—II PART B *Distribution of manufacturing, processing or servicing establishments other than Household Industries classified by industry, fuel/power or manual used and size of employment*—contd.

(ARUNACHAL PRADESH/DISTRICT)

Division/Major Croup of N. I. C.	Kind of fuel or power used	No. of Factories or Workshops Excluding Household Industries by size of Empoymennt																		
		Total		1 person		2—4 persons		5—9 persons		10—19 persons		20—49 persons		50—99 persons		100—99 persons		300—49 persons		500+ persons		Persons un-specified
		Units	persons employed	Untis		Units	persons employed	Units	persons employed	Units	persons employed	Units	persons employed	Units	persons employed	Units	persons employed	Units	persons employed	Units	persons employed	Units
1	2	3	4	5		6	7	8	9	10	11	12	13	14	15	16	17	18	19	20	21	22
		LOHIT District (Contd)																				
		Urban (Contd)																				
Ma jor Group . . .	Total . . .	1	13	..		..	..	..	..	1	13	..	..	..	..	..	..	..	..	..	..	..
23	I. All Fuels/Power . .	..	..	..		..	..	..	..	..	..	..	..	..	..	..	..	..	..	..	..	..
	(a) Electricity . .	..	..	..		..	..	..	..	..	..	..	..	..	..	..	..	..	..	..	..	..
	(b) Liquid Fuel . .	..	..	..		..	..	..	..	..	..	..	..	..	..	..	..	..	..	..	..	..
	(c) Coal, Wood & Bagasse	..	..	..		..	..	..	..	..	..	..	..	..	..	..	..	..	..	..	..	..
	(d) Other Power . .	..	..	..		..	..	..	..	..	..	..	..	..	..	..	..	..	..	..	..	..
	II. Manual . . .	1	13	..		..	..	..	..	1	13	..	..	..	..	..	..	..	..	..	..	..
Ma jor Group . . .	Total . . .	1	4	..		1	4	..	..	..	..	..	..	..	..	..	..	..	..	..	..	..
26	I. All Fuels/Power . .	..	..	..		..	..	..	..	..	..	..	..	..	..	..	..	..	..	..	..	..
	(a) Electricity . . .	..	..	..		..	..	..	..	..	..	..	..	..	..	..	..	..	..	..	..	..
	(b) Liquid Fuel . .	..	..	..		..	..	..	..	..	..	..	..	..	..	..	..	..	..	..	..	..
	(c) Coal, Wood & Bagasse	..	..	..		..	..	..	..	..	..	..	..	..	..	..	..	..	..	..	..	..
	(d) Other Power . .	..	..	..		..	..	..	..	..	..	..	..	..	..	..	..	..	..	..	..	..
	II. Manual	1	4	..		1	4	..	..	..	..	..	..	..	..	..	..	..	..	..	..	..
Major Group . . .	Total . . .	2	12	..		1	4	1	8	..	..	..	..	..	..	..	..	..	..	..	..	..
27	I. All Fuels/Power . .	..	..	..		..	..	..	..	..	..	..	..	..	..	..	..	..	..	..	..	..
	(a) Electricity . .	..	..	..		..	..	..	..	..	..	..	..	..	..	..	..	..	..	..	..	..
	(b) Liquid Fuel . .	..	..	..		..	..	..	..	..	..	..	..	..	..	..	..	..	..	..	..	..
	(c) Coal, Wood & Bagasse	..	..	..		..	..	..	..	..	..	..	..	..	..	..	..	..	..	..	..	..
	(d) Other Power . .	..	..	..		..	..	..	..	..	..	..	..	..	..	..	..	..	..	..	..	..
	II. Manual	2	12	..		1	4	1	8	..	..	..	..	..	..	..	..	..	..	..	..	..
		TIRAP District																				
		Total																				
Division 2 & 3 . . .	Total	17	79	4		7	25	4	30	2	20	..	..	..	..	..	..	..	..	..	..	..
	I. All Fuels/Power . .	6	30	1		2	8	3	21	..	..	..	..	..	..	..	..	..	..	..	..	..
	(a) Electricity . . .	..	..	..		..	..	..	..	..	..	..	..	..	..	..	..	..	..	..	..	..
	(b) Liquid Fuel . .	..	..	..		..	..	..	..	..	..	..	..	..	..	..	..	..	..	..	..	..
	(c) Coal, Wood & Bagasse	6	30	1		2	8	3	21	..	..	..	..	..	..	..	..	..	..	..	..	..
	(d) Other Power . .	..	..	..		..	..	..	..	..	..	..	..	..	..	..	..	..	..	..	..	..
	II. Manual	11	49	3		5	17	1	9	2	20	..	..	..	..	..	..	..	..	..	..	..

E—II PART B *Distribution of manufacturing, processing or servicing establishments other than Household Industries classified by industry fuel/power or manual used and size of employment*—contd·

(ARUNACHAL PRADESH/DISTRICT)

Division/Major Group of N.I.C.	Kind of Fuel or Power used	No. of Factories or Workshops Excluding Household Industries by size of Employment																			
		Total		1 person		2—4 persons		5—9 Persons		10—19 persons		20—49 persons		50—99 persons		100—499 persons		300—499 persons		500+	persons unspecified
		Units	persons employed	Units	Units	persons employed	Units	Persons employed	Units	persons employed	Units	persons employed	Units	persons employed	Units	persons employed	Units	persons employed	Units	Persons employed	Units
1	2	3	4	5	6	7	8	9	10	11	12	13	14	15	16	17	18	19	20	21	2
		TIRAP District (Contd)																			
		TOTAL (Contd)																			
Major Group 20—21	Total	3	15	..	2	8	1	7	..	..	..	..	..	..	..	..	..	..	..	..	..
	I All Fuels/Power	1	7	..	..	..	1	7	..	..	..	..	..	..	..	..	..	..	..	..	..
	(a) Electricity	..	..	..	..	..	..	..	..	..	..	..	..	..	..	..	..	..	..	..	..
	(b) Liquid Fuel	..	..	..	..	..	..	..	..	..	..	..	..	..	..	..	..	..	..	..	..
	(c) Coal, Wood & Bagasse	1	7	..	..	..	1	7	..	..	..	..	..	..	..	..	..	..	..	..	..
	(d) Other Power	..	..	..	..	..	..	..	..	..	..	..	..	..	..	..	..	..	..	..	..
	II. Manual	2	8	..		8	..	..	..	..	..	..	..	..	..	..	..	..	..	..	..
Major Group 22	Total	1	3	..	1	3	..	..	..	..	..	..	..	..	..	..	..	..	..	..	..
	I. All Fuels/Power	..	..	..	..	..	..	..	..	..	..	..	..	..	..	..	..	..	..	..	..
	(a) Electricity	..	..	..	..	..	..	..	..	..	..	..	..	..	..	..	..	..	..	..	..
	(b) Liquid Fuel	..	..	..		..	..	..	..	..	..	..	..	..	..	..	..	..	..	..	..
	(c) Coal, Wood & Bagasse	..	..	..	..	..	..	..	..	..	..	..	..	..	..	..	..	..	..	..	..
	(d) Other Power	..	..	..	..	..	..	..	..	..	..	..	..	..	..	..	..	..	..	..	..
	II. Manual	1	3	..	1	3	..	..	..	..	..	..	..	..	..	..	..	..	..	..	..
Major Group 23	Total	1	2	..	1	2	..	..	..	..	..	..	..	..	..	..	..	..	..	..	..
	I. All Fuels/Power	..	..	..	..	..	..	..	..	..	..	..	..	..	..	..	..	..	..	..	..
	(a) Electricity	..	..	..	..	..	..	..	..	..	..	..	..	..	..	..	..	..	..	..	..
	(b) Liquid Fuel	..	..	..	..	..	..	..	..	..	..	..	..	..	..	..	..	..	..	..	..
	(c) Coal, Wood & Bagasse	..	..	..	..	..	..	..	..	..	..	..	..	..	..	..	..	..	..	..	..
	(d) Other Power	..	..	..	..	..	..	..	..	..	..	..	..	..	..	..	..	..	..	..	..
	II. Manual	1	2	..	1	2	..	..	..	..	..	..	..	..	..	..	..	..	..	..	..
Major Group 24	Total	1	4	..	1	4	..	..	..	..	..	..	..	..	..	..	..	..	..	..	..
	I. All Fuels/Power	1	4	..	1	4	..	..	..	..	..	..	..	..	..	..	..	..	..	..	..
	(a) Electricity	..	..	..	..	..	..	..	..	..	..	..	..	..	..	..	..	..	..	..	..
	(b) Liquid Fuel	..	..	..	..	..	..	..	..	..	..	..	..	..	..	..	..	..	..	..	..
	(c) Coal, Wood & Bagasse	1	4	..	1	4	..	..	..	..	..	..	..	..	..	..	..	..	..	..	..
	(d) Other Power	..	..	..	..	..	..	..	..	..	..	..	..	..	..	..	..	..	..	..	..
	II. Manual	..	..	..	..	..	..	..	..	..	..	..	..	..	..	..	..	..	..	..	..

E—II PART B *Distribution of manufacturing, processing or servicing establishments other than Household Industries classifie by industry, fuel/power or manual used and size of employment*—contd.

ARUNACHAL PRADESH/DISTRICT

Division/Major Group of N.I.C.	Kind of Fuel or Power used	No. of Factories or Workshops Excluding Household Industries by size of Employment																				
		Total		1 person		2—4 persons		5—9 persons		10—19 persons		20—49 persons		50—99 persons		100—499 persons		300—499 persons		500+ persons		Persons unspecified
		Units	persons employed	Units	Units	Persons employed	Units	persons employed	Units	persons employed	Units	persons employed	Units	persons employed	Units	persons employed	Units	persons employed	Units	persons employed	Units	persons employed	Units
1	2	3	4	5	6	7	8	9	10	11	12	13	14	15	16	17	18	19	20	21	22	
		TIRAP District (Contd)																				
		Total (Contd)																				
Major Group 26	Total	4	18	2	..	..	2	16	..	..	..	..	..	..	..	..	..	..	..	..	..	..
	I. All Fuels/Power	2	8	1	..	..	1	7	..	..	..	..	..	..	..	..	..	..	..	..	..	..
	(a) Electricity	..	..	..	..	..	..	..	..	..	..	..	..	..	..	..	..	..	..	..	..	..
	(b) Liquid Fuel	..	..	..	..	..	..	..	..	..	..	..	..	..	..	..	..	..	..	..	..	..
	(c) Coal, Wood & Bagasse	2	8	1	..	..	1	7	..	..	..	..	..	..	..	..	..	..	..	..	..	..
	(d) Other Power	..	..	..	..	..	..	..	..	..	..	..	..	..	..	..	..	..	..	..	..	..
	II. Manual	2	10	1	..	..	1	9	..	..	..	..	..	..	..	..	..	..	..	..	..	..
Major Group 27	Total	7	37	2	2	8	1	7	2	20	..	..	..	..	..	..	..	..	..	..	..	..
	I. All Fuels/Power	2	11	..	1	4	1	7	..	..	..	..	..	..	..	..	..	..	..	..	..	..
	(a) Electricity	..	..	..	..	..	..	..	..	..	..	..	..	..	..	..	..	..	..	..	..	..
	(b) Liquid Fuel	..	..	..	..	..	..	..	..	..	..	..	..	..	..	..	..	..	..	..	..	..
	(c) Coal, Wood & Bagasse	2	11	..	1	4	1	7	..	..	..	..	..	..	..	..	..	..	..	..	..	..
	(d) Other Power	..	..	..	..	..	..	..	..	..	..	..	..	..	..	..	..	..	..	..	..	..
	II. Manual	5	26	2	1	4	..	..	2	20	..	..	..	..	..	..	..	..	..	..	..	..
		Rural																				
Division 2 & 3	Total	17	79	4	7	25	4	30	2	20	..	..	..	..	..	..	..	..	..	..	..	..
	I. All Fuels/Power	6	30	1	2	8	3	21	..	..	..	..	..	..	..	..	..	..	..	..	..	..
	(a) Electricity	..	..	..	..	..	..	..	..	..	..	..	..	..	..	..	..	..	..	..	..	..
	(b) Liquid Fuel	..	..	..	..	..	..	..	..	..	..	..	..	..	..	..	..	..	..	..	..	..
	(c) Coal, Wood & Bagasse	6	30	1	2	8	3	21	..	..	..	..	..	..	..	..	..	..	..	..	..	..
	(d) Other Power	..	..	..	..	..	..	..	..	..	..	..	..	..	..	..	..	..	..	..	..	..
	II. Manual	11	49	3	5	17	1	9	2	20	..	..	..	..	..	..	..	..	..	..	..	..
Major Group 20—21	Total	3	15	..	2	8	1	7	..	..	..	..	..	..	..	..	..	..	..	..	..	..
	I. All Fuels/Power	1	7	..	..	..	1	7	..	..	..	..	..	..	..	..	..	..	..	..	..	..
	(a) Electricity	..	..	..	..	..	..	..	..	..	..	..	..	..	..	..	..	..	..	..	..	..
	(b) Liquid Fuel	..	..	..	..	..	..	..	..	..	..	..	..	..	..	..	..	..	..	..	..	..
	(c) Coal, Wood & Bagasse	1	7	..	..	..	1	7	..	..	..	..	..	..	..	..	..	..	..	..	..	..
	(d) Other Power	..	..	..	..	..	..	..	..	..	..	..	..	..	..	..	..	..	..	..	..	..
	II. Manual	2	8	..	2	8	..	..	..	..	..	..	..	..	..	..	..	..	..	..	..	..
Major Group 22	Total	1	3	..	1	3	..	..	..	..	..	..	..	..	..	..	..	..	..	..	..	..
	I. All Fuels/Power	..	..	..	..	..	..	..	..	..	..	..	..	..	..	..	..	..	..	..	..	..
	(a) Electricity	..	..	..	..	..	..	..	..	..	..	..	..	..	..	..	..	..	..	..	..	..
	(b) Liquid Fuel	..	..	..	..	..	..	..	..	..	..	..	..	..	..	..	..	..	..	..	..	..
	(c) Coal, Wood & Bagasse	..	..	..	..	..	..	..	..	..	..	..	..	..	..	..	..	..	..	..	..	..
	(d) Other Power	..	..	..	..	..	..	..	..	..	..	..	..	..	..	..	..	..	..	..	..	..
	II. Manual	1	3	..	1	3	..	..	..	..	..	..	..	..	..	..	..	..	..	..	..	..

E II PART B *Distribution of manufacturing, processing or servicing establishments other than Household Industries classified by industry fuel/power or manual used and size of employment*—contcld.

(ARUNACHAL PRADESH/DISTRICT)

Division/Major Group of N.I.C.	Kind of fuel or Power used	No. of Factories or Workshops Excluding Household Industries by size of Employment																			
		Total		1 person		2—4 persons		5—99 persons		10—1 persons		20—49 persons		50—99 persons		100—299 persons		300—499 persons		500+ persons		persons unspecified
		Units	persons employed	Units	Units	persons employed	Units	persons employed	Units	persons employed	Units	persons employed	Units	persons employed	Units	persons employed	Units	persons employed	Units	persons employed	Units	Units
1	2	3	4	5	6	7	8	9	10	11	12	13	14	15	16	17	18	19	20	21	22
		TIRAP District (Contd)																			
		Rural (Contd)																			
Major Group 23	Total	1	2	..	1	2	..	..	..	..	..	..	..	..	..	..	..	..	..	..	..
	I. All Fuels/Power	..	..	..	..	..	..	..	..	..	..	..	..	..	..	..	..	..	..	..	..
	(a) Electricity	..	..	..	..	..	..	..	..	..	..	..	..	..	..	..	..	..	..	..	..
	(b) Liquid Fuel	..	..	..	..	..	..	..	..	..	..	..	..	..	..	..	..	..	..	..	..
	(c) Coal, Wood & Bagasse	..	..	..	..	..	..	..	..	..	..	..	..	..	..	..	..	..	..	..	..
	(d) Other Power	..	..	..	..	..	..	..	..	..	..	..	..	..	..	..	..	..	..	..	..
	II. Manual	1	2	..	1	2	..	..	..	..	..	..	..	..	..	..	..	..	..	..	..
Major Group 24	Total	1	4	..	1	4	..	..	..	..	..	..	..	..	..	..	..	..	..	..	..
	I. All Fules/Power	1	4	..	1	4	..	..	..	..	..	..	..	..	..	..	..	..	..	..	..
	(a) Electricity	..	..	..	..	..	..	..	..	..	..	..	..	..	..	..	..	..	..	..	..
	(b) Liquid Fuel	..	..	..	..	..	..	..	..	..	..	..	..	..	..	..	..	..	..	..	..
	(c) Coal, Wood & Bagasse	1	4	..	1	4	..	..	..	..	..	..	..	..	..	..	..	..	..	..	..
	(d) Other Power	..	..	..	..	..	..	..	..	..	..	..	..	..	..	..	..	..	..	..	..
	II. Manual	..	..	..	..	..	..	..	..	..	..	..	..	..	..	..	..	..	..	..	..
Major Group 26	Total	4	18	2	..	..	2	16	..	..	..	..	..	..	..	..	..	..	..	..	..
	I. All Fuels/Power	2	8	1	..	..	1	7	..	..	..	..	..	..	..	..	..	..	..	..	..
	(a) Electricity	..	..	..	..	..	..	..	..	..	..	..	..	..	..	..	..	..	..	..	..
	(b) Liquid Fuel	..	..	..	..	..	..	..	..	..	..	..	..	..	..	..	..	..	..	..	..
	(c) Coal, Wood & Bagasse	2	8	1	..	..	1	7	..	..	..	..	..	..	..	..	..	..	..	..	..
	(d) Other Power	..	..	..	..	..	..	..	..	..	..	..	..	..	..	..	..	..	..	..	..
	II. Manual	2	10	1	..	..	1	9	..	..	..	..	..	..	..	..	..	..	..	..	..
Major Group 29	Total	7	37	2	2	8	1	7	2	20	..	..	..	..	..	..	..	..	..	..	..
	I. All Fuels/Power	2	11	..	1	4	1	7	..	..	..	..	..	..	..	..	..	..	..	..	..
	(a) Electricity	..	..	..	..	..	..	..	..	..	..	..	..	..	..	..	..	..	..	..	..
	(b) Liquid Fuel	..	..	..	..	..	..	..	..	..	..	..	..	..	..	..	..	..	..	..	..
	(c) Coal, Wood & Bagasse	2	11	..	1	4	1	7	..	..	..	..	..	..	..	..	..	..	..	..	..
	(d) Other Power	..	..	..	..	..	..	..	..	..	..	..	..	..	..	..	..	..	..	..	..
	II. Manual	5	26	2	1	4	..	..	2	20	..	..	..	..	..	..	..	..	..	..	..
		Urban																			
		NIL																			

E—II PART B. 1 *Distribution of 1000 manufacturing, processing or servicing establishments other than Household Industries in each Division/Major Group of NIC and the kind of fuel/power used and size of employment.*

(ARUNACHAL PRADESH/DISTRICT)

Division/Major Group of N.I.C.	Kind of fuel or power used	No. of Factories or Workshops other than Household Industries by size of Employment										
		Total	1 person	2—4 persons	5—9 persons	10—19 persons	20—49 persons	50—99 persons	100—299 persons	300—499 persons	500+ persons	person unspecified
1	2	3	4	5	6	7	8	9	10	11	12	13
		ARUNACHAL PRADESH TOTAL										
Divisions 2 & 3	Total	1,000	196	330	295	161	..	..	..	9	9	..
	I. All Fuels/Power	259	36	107	107	..	..	..	..	..	9	..
	(a) Electricity	9	..	..	..	..	..	..	..	..	9	..
	(b) Liquid Fuel	36	..	27	9	..	..	..	..	..	..	..
	(c) Coal, Wood & Bagasse	214	36	80	98	..	..	..	..	..	..	..
	(d) Other Power	..	..	..	..	..	..	..	..	..	..	..
	II. Manual	741	160	223	188	161	..	..	..	9	..	..
Major Group 20—21	Total	1,000	229	354	313	104	..	..	..	..	..	..
	I. All Fuels/Power	313	21	167	125	..	..	..	..	..	..	..
	(a) Electricity	..	..	..	..	..	..	..	..	..	..	..
	(b) Liquid Fuel	84	..	63	21	..	..	..	..	..	..	..
	(c) Coal, wood & Bagasse	229	21	104	104	..	..	..	..	..	..	..
	(d) Other Power	..	..	..	..	..	..	..	..	..	..	..
	II Manual	687	208	187	188	104	..	..	..	..	..	..
Major Group 22	Total	1,000	..	1,000	..	..	..	..	..	..	..	..
	I. All Fuels/Power	..	..	..	..	..	..	..	..	..	..	..
	(a) Electricity	..	..	..	..	..	..	..	..	..	..	..
	(b) Liquid Fuel	..	..	..	..	..	..	..	..	..	..	..
	(c) Coal, Wood & Bagasse	..	..	..	..	..	..	..	..	..	..	..
	(d) Other Power	..	..	..	..	..	..	..	..	..	..	..
	II.Manual	1,000	..	1,000	..	..	..	..	..	..	..	..
Major Group 23	Total	1,000	167	389	278	166	..	..	..	..	..	..
	1. All Fuels/Power	222	56	111	55	..	..	..	..	..	..	..
	(a) Electricity	..	..	..	..	..	..	..	..	..	..	..
	(b) Liquid Fuel	..	..	..	..	..	..	..	..	..	..	..
	(c) Coal, Wood & Bagasse	222	56	111	55	..	..	..	..	..	..	..
	(d) Other Power	..	..	..	..	..	..	..	..	..	..	..
	II. Manual	778	111	278	223	166	..	..	..	..	..	..
Major Group 24	Total	1,000	..	1,000	..	..	..	..	..	..	..	..
	I. All Fuels/Power	500	..	500	..	..	..	..	..	..	..	..
	(a) Electricity	..	..	..	..	..	..	..	..	..	..	..
	(b) Liquid Fuel	..	..	..	..	..	..	..	..	..	..	..
	(c) Coal, Wood & Bagasse	500	..	500	..	..	..	..	..	..	..	..
	(d) Other Power	..	..	..	..	..	..	..	..	..	..	..
	II. Manual	500	..	500	..	..	..	..	..	..	..	..
Major Group 26	Total	1000	375	250	313	62	..	..	..	..	..	..
	I. All Fuels Power	250	125	..	125	..	..	..	..	..	..	..
	(a) Electricity	..	..	..	..	..	..	..	..	..	..	..
	(b) Liquid Fuel	..	..	..	..	..	..	..	..	..	..	..
	(c) Coal, Wood & Bagasse	250	125	..	125	..	..	..	..	..	..	..
	(d) Other Power	..	..	..	..	..	..	..	..	..	..	..
	II. Manual	750	250	250	188	62	..	..	..	..		

E—II PART B. 1 *Distribution of* 1000 *manufacturing, processing or servicing establishments other than Household Industries in each Division/Major Group of NIC and the kind of fuel/power used and size of employment*—Contd.

(ARUNACHAL PRADESH/DISTRICT)

Division/Major Group of N.I.C.	Kind of fuel or power used	No. of Factories or Workshops other than Household Industries by size of employment										
		Total	1 person	2—4 persons	5—9 persons	10—19 persons	20—49 persons	50—99 persons	100—299 persons	300—499 persons	500+ persons	Persons unspecified
1	2	3	4	5	6	7	8	9	10	11	12	13
		ARUNACHAL PRADESH—(Contd.) TOTAL (Contd)										
Major Group 27	Total	1,000	87	217	261	348	..	..	..	44	43	..
	I. All Fuels/Power	217	..	43	131	..	..	..	..	..	43	..
	(a) Electricity	43	..	..	..	..	..	..	..	..	43	..
	(b) Liquid Fuel	..	..	..	..	..	..	..	..	..	..	..
	(c) Coal, Wood & Bagasse	174	..	43	131	..	..	..	..	..	..	..
	(d) Other Power	..	..	..	..	..	..	..	..	..	..	..
	II. Manual	783	87	174	130	348	..	..	..	44	..	..
Major Group 29	Total	1,000	..	..	1,000	..	..	..	..	..	..	..
	I. All Fuels/Power	..	..	..	..	..	..	..	..	..	..	..
	(a) Electricity	..	..	..	..	..	..	..	..	..	..	..
	(b) Liquid Fuel	..	..	..	..	..	..	..	..	..	..	..
	(c) Coal, Wood & Bagasse	..	..	..	..	..	..	..	..	..	..	..
	(d) Other Power	..	..	..	..	..	..	..	..	..	..	..
	II. Manual	1,000	..	..	1,000	..	..	..	..	..	..	..
Major Group 39	Total	1,000	..	..	500	500	..	..	..	..	..	..
	I. All Fuels/Power	..	..	..	..	..	..	..	..	..	..	..
	(a) Electricity	..	..	..	..	..	..	..	..	..	..	..
	(b) Liquid Fuel	..	..	..	..	..	..	..	..	..	..	..
	(c) Coal, Wood & Bagasse	..	..	..	..	..	..	..	..	..	..	..
	(d) Other Power	..	..	..	..	..	..	..	..	..	..	..
	II. Manual	1,000	..	..	500	500	..	..	..	..	..	..
		RURAL										
Divisions 2 & 3	Total	1,000	233	345	278	133	..	..	..	..	11	..
	I. All Fuels/Power	278	44	123	100	..	..	..	..	..	11	..
	(a) Electricity	11	..	..	..	..	..	..	..	..	11	..
	(b) Liquid Fuel	34	..	34	..	..	..	..	..	..	..	..
	(c) Coal, Wood & Bagasse	233	44	89	100	..	..	..	..	..	..	..
	(d) Other Power	..	..	..	..	..	..	..	..	..	..	..
	II. Manual	722	189	222	178	133	..	..	..	..	..	..
Major Group 20—21	Total	1,000	250	375	275	100	..	..	..	..	..	..
	I. All Fuels/Power	275	25	175	75	..	..	..	..	..	..	..
	(a) Electricity	..	..	..	..	..	..	..	..	..	..	..
	(b) Liquid Fuel	75	..	75	..	..	..	..	..	..	..	..
	(c) Coal, Wood & Bagasse	200	25	100	75	..	..	..	..	..	..	..
	(d) Other Power	..	..	..	..	..	..	..	..	..	..	..
	II. Manual	725	225	200	200	100	..	..	..	..	..	..
Major Group 22	Total	1,000	..	1,000	..	..	..	..	..	..	..	..
	I. All Fuels/Power	..	..	..	..	..	..	..	..	..	..	..
	(a) Electricity	..	..	..	..	..	..	..	..	..	..	..
	(b) Liquid Fuel	..	..	..	..	..	..	..	..	..	..	..
	(c) Coal, Wood & Bagasse	..	..	..	..	..	..	..	..	..	..	..
	(d) Other Power	..	..	..	..	..	..	..	..	..	..	..
	II. Manual	1,000	..	1,000	..	..	..	..	..	..	..	..

E—II PART B. 1 *Distribution of* 1000 *manufacturing, processing or servicing establishments other than Household Industries in each Division/Major Group of NIC and the kind of fuel/power used and size of employment*—Contd.

(ARUNACHAL PRADESH/DISTRICT)

Division/Major Group of N.I.C.	Kind of fuel or power used	No. of Factories or Workshops other than Household Industries by size of employment										
		Total	1 person	2—4 persons	5—9 persons	10—19 persons	20—49 persons	50—99 persons	100—299 persons	300—499 persons	500+ persons	Persons unspecified.
1	2	3	4	5	6	7	8	9	10	11	12	13
		ARUNACHAL PARDESH—(Cotd.)										
		RURAL—(Contd)										
Major Group 23	Total	1,000	200	467	200	133	..	..	..	..	..	..
	I. All Fuels/Power	267	67	133	67	..	..	..	..	..	..	..
	(a) Electricity	..	..	..	..	..	..	..	..	..	..	..
	(b) Liquid Fuel	..	..	..	..	..	..	..	..	..	..	..
	(c) Coal, Wood & Bagasse	267	67	133	67	..	..	..	..	..	..	..
	(d) Other Power	..	..	..	..	..	..	..	..	..	..	..
	II. Manual	733	133	334	133	133	..	..	..	..	..	..
Major Group 24	Total	1,000	..	1000	..	..	..	..	..	..	..	..
	I. All Fuels/Power	500	..	500	..	..	..	..	..	..	..	..
	(a) Elecricity	..	..	..	..	..	..	..	..	..	..	..
	(b) Liquid Fuel	..	..	..	..	..	..	..	..	..	..	..
	(c) Coal, Wood & Bagasse	500	..	500	..	..	..	..	..	..	..	..
	(d) Other Power	..	..	..	..	..	..	..	..	..	..	..
	II. Manual	500	..	500	..	..	..	..	..	..	..	..
Major Group 26	Total	1,000	400	200	333	67	..	..	..	..	..	..
	I. All Fuels/Power	267	134	..	133	..	..	..	..	..	..	..
	(a) Electricity	..	..	..	..	..	..	..	..	..	..	..
	(b) Liquid Fuel	..	..	..	..	..	..	..	..	..	..	..
	(c) Coal, Wood & Bagasse	267	134	..	133	..	..	..	..	..	..	..
	(d) Other Power	..	..	..	..	..	..	..	..	..	..	..
	II. Manaul	733	266	200	200	67	..	..	..	..	..	..
Major Group 27	Total	1,000	125	188	312	313	..	..	..	..	62	..
	I. All Fuels/Power	312	..	63	187	..	..	..	..	..	62	..
	(a) Electricity	62	..	..	..	..	..	..	..	..	62	..
	(b) Liquid Fuel	..	..	..	..	..	..	..	..	..	..	..
	(c) Coal, Wood & Bagasse	250	..	63	187	..	..	..	..	..	..	..
	(d) Other Power	..	..	..	..	..	..	..	..	..	..	..
	II. Manual	688	125	125	125	313	..	..	..	..	..	..
Major Group 39	Total	1,000	..	..	1,000	..	..	..	..	..	..	..
	I. All Fuels/Power	..	..	..	..	..	..	..	..	..	..	..
	(a) Electricity	..	..	..	..	..	..	..	..	..	..	..
	(b) Liquid Fuel	..	..	..	..	..	..	..	..	..	..	..
	(c) Coal, Wood & Bagasse	..	..	..	..	..	..	..	..	..	..	..
	(d) Other Power	..	..	..	..	..	..	..	..	..	..	..
	II. Manual	1,000	..	..	1,000	..	..	..	..	..	..	..
		URBAN										
Divisions 2 & 3	Total	1,000	45	273	364	273	..	..	..	45	..	..
	I. All Fuels/Power	182	..	45	137	..	..	..	..	..	..	..
	(a) Electricity	..	..	..	..	..	..	..	..	..	..	..
	(b) Liquid Fuel	46	..	..	46	..	..	..	..	..	..	..
	(c) Coal, Wood & Bagasse	136	..	45	91	..	..	..	..	..	..	..
	(d) Other Power	..	..	..	..	..	..	..	..	..	..	..
	II. Manual	818	45	228	227	273	..	..	..	45	..	..

E—II PART—B. 1—*Distribution of 1000 manufacturing, processing or servicing establishments other than Household Industries in each Division/Major Group of NIC and the kind of fuel/power used and size of employment*—Contd.

(ARUNACHAL PRADESH/DISTRICT)

Division/Major Group of N.I.C.	Kind of fuel or power used	No. of Factories or Workshops other than Household Industries by size of employment										
		Total	1 person	2—4 persons	5—9 persons	10—19 persons	20—49 persons	50—99 persons	100—299 persons	300—499 persons	500+ persons	Person unspecified.
1	2	3	4	5	6	7	8	9	10	11	12	13
		ARUNACHLA PRADESH—(contd) URBAN—Contd										
Major Group 20—21.	Total	1,000	125	250	500	125	..	..	..	..	..	..
	I. All Fuels/Power	500	..	125	375	..	..	..	..	..	..	..
	(a) Electricity	..	..	..	..	..	..	..	..	..	..	..
	(b) Liquid Fuel	125	..	..	125	..	..	..	..	..	..	..
	(c) Coal, Wood & Bagasse	375	..	125	250	..	..	..	..	..	..	..
	(d) Other Power	..	..	..	..	..	..	..	..	..	..	..
	II. Manual	500	125	125	125	125	..	..	..	..	..	..
Major Group 22	Total	1,000	..	1,000	..	..	..	..	..	..	..	..
	I. All Fuels/Power	..	..	..	..	..	..	..	..	..	..	..
	(a) Electricity	..	..	..	..	..	..	..	..	..	..	..
	(b) Liquid Fuel	..	..	..	..	..	..	..	..	..	..	..
	(c) Coal, Wood & Bagasse	..	..	..	..	..	..	..	..	..	..	..
	(d) Other Power	..	..	..	..	..	..	..	..	..	..	..
	II. Manual	1,000	..	1,000	..	..	..	..	..	..	..	..
Major Group 23	Total	1,000	..	..	667	333	..	..	..	..	..	..
	I. All Fuels/Power	..	..	..	..	..	..	..	..	..	..	..
	(a) Electricity	..	..	..	..	..	..	..	..	..	..	..
	(b) Liquid Fuel	..	..	..	..	..	..	..	..	..	..	..
	(c) Coal, Wood & Bagasse	..	..	..	..	..	..	..	..	..	..	..
	(d) Other Power	..	..	..	..	..	..	..	..	..	..	..
	II. Manual	1,000	..	..	667	333	..	..	..	..	..	..
Major Group 26	Total	1,000	..	1,000	..	..	..	..	..	..	..	..
	I. All Fules/Power	..	..	..	..	..	..	..	..	..	..	..
	(a) Electricity	..	..	..	..	..	..	..	..	..	..	..
	(b) Liquid Fuel	..	..	..	..	..	..	..	..	..	..	..
	(c) Coal, Wood & Bagasse	..	..	..	..	..	..	..	..	..	..	..
	(d) Other Power	..	..	..	..	..	..	..	..	..	..	..
	II. Manual	1,000	..	1000	..	..	..	..	..	..	..	..
Major Group 27	Total	1,000	..	286	143	428	..	..	..	143	..	..
	I. All Fuels/Power	..	..	..	..	..	..	..	..	..	..	..
	(a) Electricity	..	..	..	..	..	..	..	..	..	..	..
	(b) Liquid Fuel	..	..	..	..	..	..	..	..	..	..	..
	(c) Coal, wood & Bagasse	..	..	..	..	..	..	..	..	..	..	..
	(d) Other Power	..	..	..	..	..	..	..	..	..	..	..
	II. Manual	1,000	..	286	143	428	..	..	..	143	..	..
Major Group 29	Total	1,000	..	..	1,000	..	..	..	..	..	..	..
	I. All Fuels/Power	..	..	..	..	..	..	..	..	..	..	..
	(a) Electricity	..	..	..	..	..	..	..	..	..	..	..
	(b) Liquid Fuel	..	..	..	..	..	..	..	..	..	..	..
	(c) Coal, Wood & Bagasse	..	..	..	..	..	..	..	..	..	..	..
	(d) Other Power	..	..	..	..	..	..	..	..	..	..	..
	II. Manual	1,000	..	..	1,000	..	..	..	..	..	..	..
Major Group 39	Total	1,000	..	..	..	1,000	..	..	..	..	..	..
	I. All Fuels/Power	..	..	..	..	..	..	..	..	..	..	..
	(a) Electricity	..	..	..	..	..	..	..	..	..	..	..
	(b) Liquid Fuel	..	..	..	..	..	..	..	..	..	..	..
	(c) Coal, Wood & Bagasse	..	..	..	..	..	..	..	..	..	..	..
	(d) Other Power	..	..	..	..	..	..	..	..	..	..	..
	II. Mannual	1,000	..	..	..	1,000	..	..	..	..	..	..

E—II PART B. 1 *Distribution of* 1000 *manufacturing, processing or servicing establishments other than Household Industries in each Division/Major Group of NIC and the kind of fuel/power used and size of employment*—Contd.

(ARUNACHAL PRADESH/DISTRICT)

Division/Major Group of N.I.C.	Kind of fuel or power used	No. of Factories or Workshops other than Household Industries by size of Employment										
		Total	1 Person	2-4 Persons	5-9 Persons	10-19 Persons	20-49 Persons	50-99 Persons	100-299 Persons	300-499 Persons	500+ Persons	Persons unspecified
1	2	3	4	5	6	7	8	9	10	11	12	13
		Kameng District										
		TOTAL										
Divisions 2 & 3	Total	1,000	279	349	163	209	..	..	..	..	..	..
	I. All Fuels/Power	233	46	140	47	..	..	..	..	..	..	..
	(a) Electricity	..	..	..	..	..	..	..	..	..	..	..
	(b) Liquid Fuel	70	..	47	23	..	..	..	..	..	..	..
	(c) Coal, Wood & Bagasse	163	46	93	24	..	..	..	..	..	..	..
	(d) Other Power	..	..	..	..	..	..	..	..	..	..	..
	II. Manual	767	233	209	116	209	..	..	..	..	..	..
Major Group 20-21	Total	1,000	269	346	192	193	..	..	..	..	..	..
	I. All Fuels/ Power	231	38	154	39	..	..	..	..	..	..	..
	(a) Electricity	..	..	..	..	..	..	..	..	..	..	..
	(b) Liquid Fuel	116	..	77	39	..	..	..	..	..	..	..
	(c) Coal, Wood & Bagasse	115	38	77	..	..	..	..	..	..	..	..
	(d) Other Power	..	..	..	..	..	..	..	..	..	..	..
	II. Manual	769	231	192	153	193	..	..	..	..	..	..
Major Group 23	Total	1,000	273	364	182	181	..	..	..	..	..	..
	All Fuels/Power	364	91	182	91	..	..	..	..	..	..	..
	(a) Electricity	..	..	..	..	..	..	..	..	..	..	..
	(b) Liquid Fuel	..	..	..	..	..	..	..	..	..	..	..
	(c) Coal, Wood & Bagasse	364	91	182	91	..	..	..	..	..	..	..
	(d) Other Power	..	..	..	..	..	..	..	..	..	..	..
	II. Manual	636	182	182	91	181	..	..	..	..	..	..
Major Group 26	Total	1,000	500	500	..	..	..	..	..	..	..	..
	I. All Fuels/Power	..	..	..	..	..	..	..	..	..	..	..
	(a) Electricity	..	..	..	..	..	..	..	..	..	..	..
	(b) Liquid Fuel	..	..	..	..	..	..	..	..	..	..	
	(c) Coal, Wood & Bagasse	..	..	..	..	..	..	..	..	..	..	..
	(d) Other Power	..	..	..	..	..	..	..	..	..	..	..
	II. Manual	1,000	500	500	..	..	..	..	..	..	..	..
Major Group 27	Total	1,000	..	..	..	1,000	..	..	..	..	..	..
	I. All Fuels/Power	..	..	..	..	..	..	..	..	..	..	..
	(a) Electricity	..	..	..	..	..	..	..	..	..	..	..
	(b) Liquid Fuel	..	..	..	..	..	..	..	..	..	..	..
	(c) Coal, Wood & Bagasse	..	..	..	..	..	..	..	..	..	..	..
	(d) Other Power	..	..	..	..	..	..	..	..	..	..	..
	II. Manual	1,000	..	..	..	1000	..	..	..	..	..	..
Major Group 39	Total	1,000	..	..	..	1,000	..	..	..	..	..	..
	I. All Fuels/Power	..	..	..	..	..	..	..	..	..	..	..
	(a) Electricity	..	..	..	..	..	..	..	..	..	..	..
	(b) Liquid Fuel	..	..	..	..	..	..	..	..	..	..	..
	(c) Coal, Wood & Bagasse	..	..	..	..	..	..	..	..	..	..	..
	(d) Other Power	..	..	..	..	..	..	..	..	..	..	..
	II. Manual	1000	..	..	..	1,000	..			..	..	..

E—II PART B. 1 *Distribution of 1000 manufacturing, processing or servicing establishments other than Household Industries in each Division/Major Group of NIC and the kind of fuel/power used and size of employment*—Contd.

(ARUNACHAL PRADESH/DISTRICT)

Division/Major Group of N.I.C.	Kind of fuel or power used	No. of Factories or Workshops other than Household Industries by size of Employment										
		Total	1 Person	2-4 Persons	5-9 Persons	10-19 Persons	20-49 Persons	50-99 Persons	100-299 Persons	300-499 Persons	500+ Persons	Persons unspecified
1	2	3	4	5	6	7	8	9	10	11	12	13
		Kameng District(Contd.)										
		RURAL										
Divisions 2 & 3	Total	1,000	308	385	128	179	..	..	..	..	..	..
	I. All Fuels/Power	231	51	154	26	..	..	..	..	..	..	..
	(a) Electricity	..	..	..	..	..	..	..	..	..	..	..
	(b) Liquid Fuel	51	..	51	..	..	..	..	..	..	..	..
	(c) Coal, Wood & Bagasse	180	51	103	26	..	..	..	..	..	..	..
	(d) Other Power	..	..	..	..	..	..	..	..	..	..	..
	II. Manual	769	257	231	102	179	..	..	..	..	..	..
Major Group 20-21	Total	1,000	292	375	167	166	..	..	..	..	..	..
	I. All Fuels/Power	208	42	166	..	..	..	..	..	..	..	..
	(a) Electricity	..	..	..	..	..	..	..	..	..	..	..
	(b) Liquid Fuel	83	..	83	..	..	..	..	..	..	..	..
	(c) Coal, Wood & Bagasse	125	42	83	..	..	..	..	..	..	..	..
	(d) Other Power	..	..	..	..	..	..	..	..	..	..	..
	II. Manual	792	250	209	167	166	..	..	..	..	..	..
Major Group 23	Total	1,000	300	400	100	200	..	..	..	..	..	..
	I. All Fuels/Power	400	100	200	100	..	..	..	..	..	..	..
	(a) Electricity	..	..	..	..	..	..	..	..	..	..	..
	(b) Liquid Fuel	..	..	..	..	..	..	..	..	..	..	..
	(c) Coal, Wood & Bagasse	400	100	200	100	..	..	..	..	..	..	..
	(d) Other Power	..	..	..	..	..	..	..	..	..	..	..
	II. Manual	600	200	200	..	200	..	..	..	..	..	..
Major Group 26	Total	1,000	500	500	..	..	..	..	..	..	..	..
	I. All Fuels/Power	..	..	..	..	..	..	..	..	..	..	..
	(a) Electricity	..	..	..	..	..	..	..	..	..	..	..
	(b) Liquid Fuel	..	..	..	..	..	..	..	..	..	..	..
	(c) Coal, Wood & Bagasse	..	..	..	..	..	..	..	..	..	..	..
	(d) Other Power	..	..	..	..	..	..	..	..	..	..	..
	II. Manual	1,000	500	500	..	..	..	..	..	..	..	..
Major Group 27	Total	1,000	..	..	..	1,000	..	..	..	..	..	..
	I. All Fuels/Power	..	..	..	..	..	..	..	..	..	..	..
	(a) Electricity	..	..	..	..	..	..	..	..	..	..	..
	(b) Liquid Fuel	..	..	..	..	..	..	..	..	..	..	..
	(c) Coal, Wood & Bagasse	..	..	..	..	..	..	..	..	..	..	..
	(d) Other Power	..	..	..	..	..	..	..	..	..	..	..
	II. Manual	1,000	..	..	..	1,000	..	..	..	..	..	..

E—II PART—B. 1 *Distribution of* 1000 *manufacturing processing or servicing establishmets other than Household Industries in each Division/Major Group of NIC and the kind of fuel/power used and size of employment*—Contd.

(ARUNACHAL PRADESH/DISTRICT)

Division/Major Group of N.I.C.	Kind of fuel or power used	No. of Factories or Workshops other than Household industries by size of Employment										
		Total	1 Person	2-4 Persons	5-9 Persons	10-19 persons	20-49 persons	50-99 persons	100-299 persons	300-499 persons	500+ persons	Persons un spe-cified
1	2	3	4	5	6	7	8	9	10	11	12	13
		Kameng District—(contd)										
		URBAN										
Divisions 2 & 3 .	Total	1,000	..	..	500	500	..	..	..	..	..	..
	I. All Fuels/Power	250	..	..	250	..	..	..	..	..	..	..
	(a) Electricity	..	..	..	..	..	..	..	..	..	..	..
	(b) Liquid Fuel	250	..	..	250	..	..	..	..	..	..	..
	(c) Coal, Wood & Bagasse	..	..	..	..	..	..	..	..	..	..	..
	(d) Other Power	..	..	..	..	..	..	..	..	..	..	..
	II. Manual	750	..	..	250	500	..	..	..	..	..	..
Major Group 20-21 .	Total	1,000	..	..	500	500	..	..	..	..	..	..
	I. All Fuels/Power	500	..	..	500	..	..	..	..	..	..	..
	(a) Electricity	..	..	..	..	..	..	..	..	..	..	..
	(b) Liquid Fuel	500	..	..	500	..	..	..	..	..	..	..
	(c) Coal, Wood & Bagasse	..	..	..	..	..	..	..	..	..	..	..
	(d) Other Power	..	..	..	..	..	..	..	..	..	..	..
	II. Manual	500	..	..	..	500	..	..	..	..	..	..
Major Group 23 .	Total	1,000	..	..	1,000	..	..	..	..	..	..	..
	I. All Fuels/Power	..	..	..	..	..	..	..	..	..	..	..
	(a) Electricity	..	..	..	..	..	..	..	..	..	..	..
	(b) Liquid Fuel	..	..	..	..	..	..	..	..	..	..	..
	(c) Coal, Wood & Bagasse	..	..	..	..	..	..	..	..	..	..	..
	(d) Other Power	..	..	..	..	..	..	..	..	..	..	..
	II. Manual	1,000	..	..	1,000	..	..	..	..	..	..	..
Major Group 39 .	Total	1,000	..	..	..	1,000	..	..	..	..	..	..
	I. All Fuels/Power	..	..	..	..	..	..	..	..	..	..	..
	(a) Electricity	..	..	..	..	..	..	..	..	..	..	..
	(b) Liquid Fuel	..	..	..	..	..	..	..	..	..	..	..
	(c) Coal, Wood & Bagasse	..	..	..	..	..	..	..	..	..	..	..
	(d) Other Power	..	..	..	..	..	..	..	..	..	..	..
	II. Manual	1,000	..	..	..	1,000	..	..	..	..	..	..

E—II PART B. 1 *Distribution of* 1000 *manufacturing, processing or servicing establishments other than Household Industries in each Division/Major Group of NIC and the kind of fuel/power used and size of employment*—Contd.

(ARUNACHAL PRADESH/DISTRICT)

Division/Major Group of N.I.C.	Kind of fuel or power used	No. of Factories or Workshops other than Household Industries by size of Employment										
		Total	1 person	2-4 persons	5-9 persons	10-19 persons	20-49 persons	50-99 persons	100-299 persons	300-499 persons	500+ persons	Persons unspecified
1	2	3	4	5	6	7	8	9	10	11	12	13
		Subanasiri District										
		TOTAL										
Divisions 2 & 3	Total	1,000	312	187	438	63	..	..	..	..	..	..
	I. All Fuels/Power	312	62	125	125	..	..	..	..	..	..	..
	(a) Electricity	..	..	..	..	..	..	..	..	..	..	..
	(b) Liquid Fuel	..	..	..	..	..	..	..	..	..	..	..
	(c) Coal, Wood & Bagasse	312	62	126	125	..	..	..	..	..	..	..
	(d) Other Power	..	..	..	..	..	..	..	..	..	..	..
	II. Manual	688	250	62	313	63	..	..	..	..	..	..
Major Group 20-21	Total	1,000	333	222	445	..	..	..	..	..	..	..
	I. All Fuels/Power	333	..	222	111	..	..	..	..	..	..	..
	(a) Electricity	..	..	..	..	..	..	..	..	..	..	..
	(b) Liquid Fuel	..	..	..	..	..	..	..	..	..	..	..
	(c) Coal, Wood & Bagasse	333	..	222	111	..	..	..	..	..	..	..
	(d) Other Power	..	..	..	..	..	..	..	..	..	..	..
	II. Manual	667	333	..	334	..	..	..	..	..	..	..
Major Group 23	Total	1,000	..	..	1,000	..	..	..	..	..	..	..
	I. All Fuels/Power	..	..	..	..	..	..	..	..	..	..	..
	(a) Electricity	..	..	..	..	..	..	..	..	..	..	..
	(b) Liquid Fuel	..	..	..	..	..	..	..	..	..	..	..
	(c) Coal, Wood & Bagasse	..	..	..	..	..	..	..	..	..	..	..
	(d) Other Power	..	..	..	..	..	..	..	..	..	..	..
	II. Manual	1,000	..	..	1,000	..	..	..	..	..	..	..
Major Group 26	Total	1,000	500	250	250	..	..	..	..	..	..	..
	I. All Fuels/Power	500	250	..	250	..	..	..	..	..	..	..
	(a) Electricity	..	..	..	..	..	..	..	..	..	..	..
	(b) Liquid Fuel	..	..	..	..	..	..	..	..	..	..	..
	(c) Coal, Wood & Bagasse	500	250	..	250	..	..	..	..	..	..	..
	(d) Other Power	..	..	..	..	..	..	..	..	..	..	..
	II. Manual	500	250	250	..	..	..	..	..	..	..	..
Major Group 27	Total	1,000	..	..	..	1,000	..	..	..	..	..	..
	I. All Fuels/Power	..	..	..	..	..	..	..	..	..	..	..
	(a) Electricity	..	..	..	..	..	..	..	..	..	..	..
	(b) Liquid Fuel	..	..	..	..	..	..	..	..	..	..	..
	(c) Coal, Wood & Bagasse	..	..	..	..	..	..	..	..	..	..	..
	(d) Other Power	..	..	..	..	..	..	..	..	..	..	..
	II. Manual	1,000	..	..	..	1,000	..	..	..	..	..	..
Major Group 39	Total	1,000	..	..	1,000	..	..	..	..	..	..	..
	I. All Fuels/Power	..	..	..	..	..	..	..	..	..	..	..
	(a) Electricity	..	..	..	..	..	..	..	..	..	..	..
	(b) Liquid Fuel	..	..	..	..	..	..	..	..	..	..	..
	(c) Coal, Wood & Bagasse	..	..	..	..	..	..	..	..	..	..	..
	(d) Other Power	..	..	..	..	..	..	..	..	..	..	..
	II. Manual	1,000	..	..	1,000	..	..	..	..	..		..

E—II PART B. 1 *Distribution of 1000 manufacturing, processing or servicing establishments other than Household Industries in each Division/Major Group of NIC and the kind of fuel/power used and size of employment*—Contd.

(ARUNACHAL PRADESH/DISTRICT)

Division/Major Group of N.I.C.	Kind of fuel or power used	No. of Factories or Workshops other than Household Industries by size of Employment										
		Total	1 person	2-4 persons	5-9 persons	10-19 persons	20-49 persons	50-99 persons	100-299 persons	300-499 persons	500+ persons	Persons un-specified
1	2	3	4	5	6	7	8	9	10	11	12	13
		Subansiri District—(contd)										
		RURAL										
Divisions 2 & 3	Total	1,000	312	187	438	63	..	..	..	..	..	..
	I. All Fuels/Power	312	62	125	125	..	..	..	..	..	..	..
	(a) Electricity	..	..	..	..	..	..	..	..	..	..	..
	(b) Liquid Fuel	..	..	..	..	..	..	..	..	..	..	..
	(c) Coal, Wood & Bagasse	312	62	125	125	..	..	..	..	..	..	..
	(d) Other Power	..	..	..	..	..	..	..	..	..	..	..
	II. Manual	688	250	62	313	63	..	..	..	..	..	..
Major Group 20-21	Total	1,000	333	222	445	..	..	..	..	..	..	..
	I All Fuels/Power	333	..	222	111	..	..	..	..	..	..	..
	(a) Electricity	..	..	..	..	..	..	..	..	..	..	..
	(b) Liquid Fuel	..	..	..	..	..	..	..	..	..	..	..
	(c) Coal, Wood & Bagasse	333	..	222	111	..	..	..	..	..	..	..
	(d) Other Power	..	..	..	..	..	..	..	..	..	..	..
	II. Manual	667	333	..	334	..	..	..	..	..	..	..
Major Group 23	Total	1,000	..	..	1,000	..	..	..	..	..	..	..
	I. All Fuels/Power	..	..	..	..	..	..	..	..	..	..	..
	(a) Electricity	..	..	..	..	..	..	..	..	..	..	..
	(b) Liquid Fuel	..	..	..	..	..	..	..	..	..	..	..
	(c) Coal, Wood & Bagasse	..	..	..	..	..	..	..	..	..	..	..
	(d) Other Power	..	..	..	..	..	..	..	..	..	..	..
	II. Manual	1,000	..	..	1,000	..	..	..	..	..	..	..
Major Group 26	Total	1,000	500	250	250	..	..	..	..	..	..	..
	I. All Fuels/Power	500	250	..	250	..	..	..	..	..	..	..
	(a) Electricity	..	..	..	..	..	..	..	..	..	..	..
	(b) Liquid Fuel	..	..	..	..	..	..	..	..	..	..	..
	(c) Coal, Wood & Bagasse	500	250	..	250	..	..	..	..	..	..	..
	(d) Other Power	..	..	..	..	..	..	..	..	..	..	..
	II. Manual	500	250	250	..	..	..	..	..	..	..	..
Major Group 27	Total	1,000	..	..	..	1,000	..	..	..	..	..	..
	I. All Fuels/Power	..	..	..	..	..	..	..	..	..	..	..
	(a) Electricity	..	..	..	..	..	..	..	..	..	..	..
	(b) Liquid Fuel	..	..	..	..	..	..	..	..	..	..	..
	(c) Coal, Wood & Bagasse	..	..	..	..	..	..	..	..	..	..	..
	(d) Other Power	..	..	..	..	..	..	..	..	..	..	..
	II. Manual	1,000	..	..	..	1,000	..	..	..	..	..	..
Major Group 39	Total	1,000	..	..	1,000	..	..	..	..	..	..	..
	I. All Fuels/Power	..	..	..	..	..	..	..	..	..	..	..
	(a) Electricity	..	..	..	..	..	..	..	..	..	..	..
	(b) Liquid Fuel	..	..	..	..	..	..	..	..	..	..	..
	(c) Coal, wood & Bagasse	..	..	..	..	..	..	..	..	..	..	..
	(d) Other Power	..	..	..	..	..	..	..	..	..	..	..
	II. Manual	1,000	..	..	1,000	..	..	..	..	..	..	..

E—II PART B.1 *Distribution of* 1000 *manufacturing, processing or servicing establishmets other than Household Industries in each Division/Major Group of NIC and the kind of fuel/power used and size of employment*—Contd.

(ARUNACHAL PRADESH/DISTRICT)

Division/Major Group of N.I.C.	Kind of fuel or power used	No. of Factories or Workshops other than Household Industries by size of employment										
		Total	1 person	2-4 persons	5-9 persons	10-19 persons	20-49 persons	50-99 persons	100-299 persons	300-499 persons	500+ persons	Persons unspecified
1	2	3	4	5	6	7	8	9	10	11	12	13
		Siang District										
		TOTAL										
Divisions 2 & 3	Total	1,000	53	210	421	263	..	..	..	53	..	..
	I. All Fuels/Power	158	..	53	105	..	..	..	..	..	..	..
	(a) Electricity	..	..	..	..	..	..	..	..	..	..	..
	(b) Liquid Fuel	..	..	..	..	..	..	..	..	..	..	..
	(c) Coal, Wood & Bagasse	158	..	53	105	..	..	..	..	..	..	..
	(d) Other Power	..	..	..	..	..	..	..	..	..	..	..
	II. Manual	842	53	157	316	263	..	..	..	53	..	..
Major Group 20-21	Total	1,000	250	250	500	..	..	..	..	..	..	..
	I. All Fuels/Power	500	..	250	250	..	..	..	..	..	..	..
	(a) Electricity	..	..	..	..	..	..	..	..	..	..	..
	(b) Liquid Fuel	..	..	..	..	..	..	..	..	..	..	..
	(c) Coal, Wood & Bagasse	500	..	250	250	..	..	..	..	..	..	..
	(d) Other Power	..	..	..	..	..	..	..	..	..	..	..
	II. Manual	500	250	..	250	..	..	..	..	..	..	..
Major Group 23	Total	1,000	..	333	667	..	..	..	..	..	..	..
	I. All Fuels/Power	..	..	..	..	..	..	..	..	..	..	..
	(a) Electricity	..	..	..	..	..	..	..	..	..	..	..
	(b) Liquid Fuel	..	..	..	..	..	..	..	..	..	..	..
	(c) Coal, Wood & Bagasse	..	..	..	..	..	..	..	..	..	..	..
	(d) Other Power	..	..	..	..	..	..	..	..	..	..	..
	II. Manual	1,000	..	333	667	..	..	..	..	..	..	..
Major Group 26	Total	1,000	..	..	500	500	..	..	..	..	..	..
	I. All Fuels/Power	..	..	..	..	..	..	..	..	..	..	..
	(a) Electricity	..	..	..	..	..	..	..	..	..	..	..
	(b) Liquid Fuel	..	..	..	..	..	..	..	..	..	..	..
	(c) Coal, Wood & Bagasse	..	..	..	..	..	..	..	..	..	..	..
	(d) Other Power	..	..	..	..	..	..	..	..	..	..	
	II. Manual	1,000	..	..	500	500	..	..	..	..	..	..
Major Group 27	Total	1,000	..	222	222	445	..	..	..	111	..	..
	I. All Fuels/Power	111	..	..	111	..	..	..	..	..	..	..
	(a) Electricity	..	..	..	..	..	..	..	..	..	..	..
	(b) Liquid Fuel	..	..	..	..	..	..	..	..	..	..	..
	(c) Coal, Wood & Bagasse	111	..	..	111	..	..	..	..	..	..	..
	(d) Other Power	..	..	..	..	..	..	..	..	..	..	..
	II. Manual	889	..	222	111	445	..	..	..	111	..	..
Major Group 29	Total	1,000	..	..	1,000	..	..	..	..	..	..	..
	I. All Fuels/Power	..	..	..	..	..	..	..	..	..	..	..
	(a) Electricity	..	..	..	..	..	..	..	..	..	..	..
	(b) Liquid Fuel	..	..	..	..	..	..	..	..	..	..	..
	(c) Coal, Wood & Bagasse	..	..	..	..	..	..	..	..	..	..	..
	(d) Other Power	..	..	..	..	..	..	..	..	..	..	..
	II. Manual	1,000	..	..	1,000	..	..	..	..	..	..	..

E—II PART—B. 1—*Distribution of* 1000 *manufacturing, processing or servicing establishments other than Household Industries in each Division/Major Group of NIC and the kind of fuel/power used and size of employment*—Contd.

(ARUNACHAL PRADESH/DISTRICT)

Division/Major Group of N.I.C.	Kind of fuel or power used	No. of Factories or Workshops other than household Industries by size of Employment										
		Total	1 person	2-4 persons	5-9 persons	10-19 persons	20-49 persons	50-99 persons	100-299 persons	300-499 persons	500+ persons	Persons unspecified
1	2	3	4	5	6	7	8	9	10	11	12	13
		SIANG DISTRICT—Contd.										
		RURAL										
Divisions 2&3	Total	1,000	..	250	500	250	..	..	..	..	..	..
	I. All Fules/Power	125	..	..	125	..	..	..	..	..	..	..
	(a) Electricity	..	..	..	..	..	..	..	..	..	..	..
	(b) Liquid Fuel	..	..	..	..	..	..	..	..	..	..	..
	(c) Coal, Wood & Bagasse	125	..	..	125	..	..	..	..	..	..	..
	(d) Other Power	..	..	..	..	..	..	..	..	..	..	..
	II. Manual	875	..	250	375	250	..	..	..	..	..	..
Major Group 23	Total	1,000	..	500	500	..	..	..	..	..	..	..
	I. All Fuels/Power	..	..	..	..	..	..	..	..	..	..	..
	(a) Electricity	..	..	..	..	..	..	..	..	..	..	..
	(b) Liquid Fuel	..	..	..	..	..	..	..	..	..	..	..
	(c) Coal, Wood & Bagasse	..	..	..	..	..	..	..	..	..	..	..
	(d) Other Power	..	..	..	..	..	..	..	..	..	..	..
	II. Manual	1,000	..	500	500	..	..	..	..	..	..	..
Major Group 26	Total	1,000	..	..	500	500	..	..	..	..	..	..
	I. All Fuels/Power	..	..	..	..	..	..	..	..	..	..	..
	(a) Electricity	..	..	..	..	..	..	..	..	..	..	..
	(b) Liquid Fuel	..	..	..	..	..	..	..	..	..	..	..
	(c) Coal, Wood & Bagasse	..	..	..	..	..	..	..	..	..	..	..
	(d) Other Power	..	..	..	..	..	..	..	..	..	..	..
	II. Manual	1,000	..	..	500	500	..	..	..	..	..	..
Major Group 27	Total	1,000	..	250	500	250	..	..	..	..	..	..
	I. All Fuels/Power	250	..	..	250	..	..	..	..	..	..	..
	(a) Electricity	..	..	..	..	..	..	..	..	..	..	..
	(b) Liquid Fuel	..	..	..	..	..	..	..	..	..	..	..
	(c) Coal, Wood & Baggasse	250	..	..	250	..	..	..	..	..	..	..
	(d) Other Power	..	..	..	..	..	..	..	..	..	..	..
	II. Manual	750	..	250	250	250	..	..	..	..	..	..

E—II PART B. 1 *Distribution of 1000 manufacturing processing, or servicing establishments other than Household Industries in each Division/Major Group of NIC and the kind of fuel/power used and size of employment*—Contd.

(ARUNACHAL PRADESH/DISTRICT)

Division/Major Group of N.I.C.	Kind of fuel of power used	No. of Factories or Workshops other than Household Industries by size of employment										
		Total	1 person	2-4 persons	5-9 persons	10-19 persons	20-49 persons	50-99 persons	100-299 persons	300-499 perons	500 perons	Persons unspecified
1	2	3	4	5	6	7	8	9	10	11	12	13
		Siang District (contd.)										
		URBAN										
Divisions 2&3	Total	1,000	91	182	363	273	..	..	..	91	..	..
	I. All Fuels/Power	182	..	91	91	..	..	..	..	..	..	..
	(a) Electricity	..	..	..	..	..	..	..	..	..	..	..
	(b) Liquid Fuel	..	..	..	..	..	..	..	..	..	..	..
	(c) Coal, Wood & Bagasse	182	..	91	91	..	..	..	..	..	..	..
	(d) Other Power	..	..	..	..	..	..	..	..	..	..	..
	II. Manual	818	91	91	272	273	..	..	..	91	..	..
Major Group 20-21	Total	1,000	250	250	500	..	..	..	..	..	..	..
	I. All Fuels/Power	500	..	250	250	..	..	..	..	..	..	..
	(a) Electricity	..	..	..	..	..	..	..	..	..	..	..
	(b) Liquid Fuel	..	..	..	..	..	..	..	..	..	..	..
	(c) Coal, Wood & Bagasse	500	..	250	250	..	..	..	..	..	..	..
	(d) Other Power	..	..	..	..	..	..	..	..	..	..	..
	II. Manual	500	250	..	250	..	..	..	..	..	..	..
Major Group 23	Total	1,000	..	..	1,000	..	..	..	..	..	..	..
	I. All Fuels/Power	..	..	..	..	..	..	..	..	..	..	..
	(a) Electricity	..	..	..	..	..	..	..	..	..	..	..
	(b) Liquid Fuel	..	..	..	..	..	..	..	..	..	..	..
	(c) Coal, Wood & Bagasse	..	..	..	..	..	..	..	..	..	..	..
	(d) Other power	..	..	..	..	..	..	..	..	..	..	..
	II. Manual	1,000	..	..	1,000	..	..	..	..	..	..	..
Major Group 27	Total	1,000	..	200	..	600	..	..	..	200	..	..
	I. All Fuel/Power	..	..	..	..	..	..	..	..	..	..	..
	(a) Electricity	..	..	..	..	..	..	..	..	..	..	..
	(b) Liquid Fuel	..	..	..	..	..	..	..	..	..	..	..
	(c) Coal, Wood & Bsgasse	..	..	..	..	..	..	..	..	..	..	..
	(d) Other Power	..	..	..	..	..	..	..	..	..	..	..
	II. Manual	1,000	..	200	..	600	..	..	..	200	..	..
Major Group 29	Total	1,000	..	..	1,000	..	..	..	..	..	..	..
	I. All Fuels/Power	..	..	..	..	..	..	..	..	..	..	..
	(a) Electricity	..	..	..	..	..	..	..	..	..	..	..
	(b) Liquid Fuel	..	..	..	..	..	..	..	..	..	..	..
	(c) Coal, Wood & Bagasse	..	..	..	..	..	..	..	..	..	..	..
	(d) Other power	..	..	..	..	..	..	..	..	..	..	..
	II. Manual	1,000	..	..	1,000	..	..	..	..	..	..	..

E—II PART B. 1 *Distribution of 1000 manufacturing, processing or servicing establishments other than Household Industries in each Division/Major Group of NIC and the kind of fuel/power used and size of employment*)—Contd.

(ARUNACHAL PRADESH/DISTRICT

Division/Major Group of N.I.C.	Kind of fuel of power used	No. of Factories or Workshops other than Household Industries by size of employment										
		Total	1 person	2-4 persons	5-9 persons	10-19 persons	20-49 persons	50-99 persons	100-299 persons	300-499 persons	500+ persons	Persons unspecified
1	2	3	4	5	6	7	8	9	10	11	12	13
		Lohit District										
		Total										
Divisions 2&3	Total	1,000	..	470	412	59	..	..	..	..	59	..
	I. All Fuels/power	294		59	176	..	..	..	..	..	59	..
	(a) Electricity	59	..	..	..	..	..	..	..	..	59	..
	(b) Liquid Fuel	59	..	59	176	..	..	..	..	..	..	..
	(c) Coal, Wood & Bagasse	176	..	..	..	..	..	..	..	..	..	..
	(d) Other Power	..	..	..	..	..	..	..	..	..	..	..
	II. Manual	706	..	411	236	59	..	..	..	..	..	..
Major Group 20-21	Total	1,000	..	500	500	..	..	..	..	..	..	..
	I. All Fuels/Power	500	..	167	333	..	..	..	..	..	..	..
	(a) Electricity	..	..	..	..	..	..	..	..	..	..	..
	(b) Liquid Fuel	167	167	167	..	..	..	..	..	..	..	..
	(c) Coal, Wood & Bagasse	333	..	..	333	..	..	..	..	..	..	..
	(d) Other Power	..	..	..	..	..	..	..	..	..	..	..
	II. Manual	500	..	333	167	..	..	..	..	..	..	..
Major Group 22	Total	1,000	..	1,000	..	..	..	..	..	..	..	..
	I. All Fuels/Power	..	..	..	..	..	..	..	..	..	..	..
	(a) Electricity	..	..	..	..	..	..	..	..	..	..	..
	(b) Liquid Fuel	..	..	..	..	..	..	..	..	..	..	..
	(c) Coal, Wood & Bagasse	..	..	..	..	..	..	..	..	..	..	..
	(d) Other Power	..	..	..	..	..	..	..	..	..	..	..
	II. Manual	1,000	..	1,000	..	..	..	..	..	..	..	..
Major Group 23	Total	1,000	..	500	500	..	..	..	..	..	..	..
	I. All Fuels/Power	..	..	..	..	..	..	..	..	..	..	..
	(a) Electricity	..	..	..	..	..	..	..	..	..	..	..
	(b) Liquid Fuel	..	..	..	..	..	..	..	..	..	..	..
	(c) Coal, Wood & Bagasse	..	..	..	..	..	..	..	..	..	..	..
	(d) Other Power	..	..	..	..	..	..	..	..	..	..	..
	II. Manual	1,000	..	500	..	500	..	..	..	..	..	..
Major Group 24	Total	1,000	..	1,000	..	..	..	..	..	..	..	..
	I. All Fuels/Power	..	..	..	..	..	..	..	..	..	..	..
	(a) Electricity	..	..	..	..	..	..	..	..	..	..	..
	(b) Liquid Fuel	..	..	..	..	..	..	..	..	..	..	..
	(c) Coal, Wood & Bagasse	..	..	..	..	..	..	..	..	..	..	..
	(d) Other power	..	..	..	..	..	..	..	..	..	..	..
	II. Manual	1,000	..	1,000	..	..	..	..	..	..	..	..
Major Group 26	Total	1,000	..	500	..	500	..	..	..	..	..	..
	I. All Fuels/Power	..	..	..	..	..	..	..	..	..	..	..
	(a) Electricity	..	..	..	..	..	..	..	..	..	..	..
	(b) Liquid Fuel	..	..	..	..	..	..	..	..	..	..	..
	(c) Coal, Wood & Bagasse	..	..	..	..	..	..	..	..	..	..	..
	(d) Other Power	..	..	..	..	..	..	..	..	..	..	..
	II. Manual	1,000	..	500	..	500	..	..	..	..	..	..
Major Group 27	Total	1,000	..	200	600	500	..	..	..	..	200	..
	I. All Fuels/Power	400	..	..	200	..	..	..	..	..	200	..
	(a) Electricity	200	..	..	..	..	..	..	..	..	200	..
	(b) Liquid Fuel	..	..	..	..	..	..	..	..	..	..	..
	(c) Coal, Wood & Bagasse	200	..	..	200	..	..	..	..	..	..	..
	(d) Other Power	..	..	..	..	..	..	..	..	..	..	..
	II. Manual	600	..	200	400	..	..	..	..	..	..	..

E—II PART B. 1 *Distribution of* 1000 *manufacturing, processing or servicing establishments other than Household Industries in each Division/Major Group of NIC and the kind of fuel/power used and size of employment*—Contd.

(ARUNACHAL PRADESH/DISTRICT)

Division/Major Group of N.I.C.	Kind of fuel or power used	No. of Factorie or Workshops other than Household Industries by size of Employment										
		Total	1 peroson	2-4 persons	5-9 persons	10-19 persons	20-49 perons	50-99 perons	100-299 persons	300-499 persons	500+ persons	persons unspecified
1	2	3	4	5	6	7	8	9	10	11	12	13
		Lohit District (contd.)										
		Rural										
Divisions 2&3	Total	1,000	..	400	500	..	..	..	..	..	100	..
	I. All Fuels/Power	400	..	100	200	..	..	..	..	..	100	..
	(a) Electricity	100	..	..	..	..	..	..	..	..	100	..
	(b) Liquid Fuel	100	..	..	..	..	..	..	..	..	..	..
	(c) Coal, Wood & Bagasse	200	..	100	200	..	..	..	..	..	..	..
	(d) Other Power	..	..	..	..	..	..	..	..	..	..	..
	II. Manual	600	..	300	300	..	..	..	..	..	..	..
Major Group 20-21	Total	1,000	..	500	500	..	..	..	..	..	..	..
	I. All Fuels/Power	500	..	250	250	..	..	..	..	..	..	..
	(a) Electricity	..	..	..	..	..	..	..	..	..	..	..
	(b) Liquid Fuel	250	..	..	..	..	..	..	..	..	..	..
	(c) Coal, Wood & Bagasse	250	..	250	250	..	..	..	..	..	..	..
	(d) Other Power	..	..	..	..	..	..	..	..	..	..	..
	II. Manual	500	..	250	250	..	..	..	..	..	..	..
Major Group 23	Total	1,000	..	1,000	..	..	..	..	..	..	..	..
	I. All Fuels/Power	..	..	..	..	..	..	..	..	..	..	..
	(a) Electricity	..	..	..	..	..	..	..	..	..	..	..
	(b) Liquid Fuel	..	..	..	..	..	..	..	..	..	..	..
	(c) Coal, Wood & Bagasse	..	..	..	..	..	..	..	..	..	..	..
	(d) Other Power	..	..	..	..	..	..	..	..	..	..	..
	II. Manal	1,000	..	1,000	..	..	..	..	..	..	..	..
Major Group 24	Total	1,000	..	1,000	..	..	..	..	..	..	..	..
	I. All Fuels/Power	..	..	..	..	..	..	..	..	..	..	..
	(a) Electricity	..	..	..	..	..	..	..	..	..	..	..
	(b) Liquid Fuel	..	..	..	..	..	..	..	..	..		..
	(c) Coal, Wood & Bagasse	..	..	..	..	..	..	..	..	..	..	..
	(d) Other Power	..	..	..	..	..	..	..	..	..	..	..
	II. Manual	1,000	..	1,000	..	..	..	..	..	..	..	..
Major Group 26	Total	1,000	..	..	1,000	..	..	..	..	..	..	..
	I. All Fuels/Power	..	..	..	..	..	..	..	..	..	..	..
	(a) Electricity	..	..	..	..	..	..	..	..	..	..	..
	(b) Liquid Fuel	..	..	..	..	..	..	..	..	..	..	..
	(c) Coal, Wood & Bagasse	..	..	..	..	..	..	..	..	..	..	..
	(d) Other Power	..	..	..	..	..	..	..	..	..	..	..
	II. Manual	1,000	..	..	1,000	..	..	..	..	..	..	..
Major Group 27	Total	1,000	..	..	667	..	..	..	..	..	333	..
	I. All Fuels/Power	667	..	..	334	..	..	..	..	..	333	..
	(a) Electricity	333	..	..	..	..	..	..	..	..	333	..
	(d) Liquid Fuel	..	..	..	..	..	..	..	..	..	..	..
	(c) Coal, Wood & Bagasse	334	..	..	334	..	..	..	..	..	..	..
	(d) Other Power	..	..	..	..	..	..	..	..	..	..	..
	II. Manual	333	..	..	333	..	..	..	..	..	..	..

E—II PART B. 1 *Distribution of* 1000 *manufacturing, processing or servicing establishments other than Household Industries in each Division/Major Group of NIC and the kind of fuel/power used and size of employment*—Contd.

(ARUNACHAL PRADESH/DISTRICT)

Division Major Group of N. I. C.	Kind of Fuel or power used	No. of Factories or Workshops other than Household Industries by size of Employment										
		Total	1 person	2-4 persons	5-9 persons	10-19 persons	20-49 persons	50-99 persons	100-299 persons	300-499 persons	500. persons	Persons unspecified.
1	2	3	4	5	6	7	8	9	10	11	12	13
		Lohit District (contd) URBAN										
Division 2 & 3	Total	1,000	..	571	286	143	..	..	..	..	..	..
	I All Fuels/Power	143	..	..	143	..	..	..	..	..	..	..
	(a) Electricity	..	..	..	..	..	..	..	..	..	..	..
	(b) Liquid Fuel	..	..	..	..	..	..	..	..	..	..	..
	(c) Coal, Wood & Bagasse	143	..	..	143	..	..	..	..	..	..	..
	(d) Other Power	..	..	..	..	..	..	..	..	..	..	..
	II. Manual	857	..	571	143	143	..	..	..	..	..	
Major Group 20—21	Total	1,000	..	500	500	..	..	..	..	..	..	..
	I. All Fuels/Power	500	..	..	500	..	..	..	..	..	..	..
	(a) Electricity	..	..	..	..	..	..	..	..	..	..	..
	(b) Liquid Fuel	..	..	..	..	..	..	..	..	..	..	..
	(c) Coal, Wood & Bagasse	500	..	..	500	..	..	..	..	..	..	..
	(d) Other pawer	..	..	..	..	..	..	..	..	..	..	..
	II. Manual	500	..	500	..	..	..	..	..	..	..	..
Major Group 22	Total	1,000	..	1,000	..	..	..	..	..	..	..	..
	I. All Fuels/Power	..	..	..	..	..	..	..	..	..	..	..
	(a) Electricity	..	..	..	..	..	..	..	..	..	..	..
	(b) Liquid Fuel	..	..	..	..	..	..	..	..	..	..	..
	(c) Coal, Wood & Bagasse	..	..	..	..	..	..	..	..	..	..	..
	(d) Other Power	..	..	..	..	..	..	..	..	..	..	..
	I. Manual	1,000	..	1,000	..	..	..	..	..	..	..	..
Major Group 23	Total	1,000	..	..	..	1,000	..	..	..	..	..	..
	I. All Fuels/Power	..	..	..	..	..	..	..	..	..	..	..
	(a) Electricity	..	..	..	..	..	..	..	..	..	..	..
	(b) Liquid Fuel	..	..	..	..	..	..	..	..	..	..	..
	(c) Coal, Wood & Bagasse	..	..	..	..	..	..	..	..	..	..	..
	(d) Other Power	..	..	..	..	..	..	..	..	..	..	..
	II. Manual	1,000	..	..	..	1,000	..	..	..	..	..	..
Major Group 26	Total	1,000	..	1,000	..	..	..	..	..	..	..	..
	I. All Fuels/Power	..	..	..	..	..	..	..	..	..	..	..
	(a) Electricity	..	..	..	..	..	..	..	..	..	..	..
	(b) Liquid Fuel	..	..	..	..	..	..	..	..	..	..	..
	(c) Coal, Wood & Bagasse	..	..	..	..	..	..	..	..	..	..	..
	(d) Other Power	..	..	..	..	..	..	..	..	..	..	..
	II Mannual	1,000	..	1,000	..	..	..	..	..	..	..	..
Major Group 27	Total	1,000	..	500	500	..	..	..	..	..	..	..
	I. All Fuels/Power	..	..	..	..	..	..	..	..	..	..	..
	(a) Electricity	..	..	..	..	..	..	..	..	..	..	..
	(b) Liquid Fuel	..	..	..	..	..	..	..	..	..	..	..
	(c) Coal, Wood & Bagasse	..	..	..	..	..	..	..	..	..	..	..
	(d) Other Power	..	..	..	..	..	..	..	..	..	..	..
	II. Mannual	1,000	..	500	500	..	..	..	..	..	..	..

E—II PART B. 1 *Distribution of* 1000 *manufacturing, processing or servicing establishments other than Household Industries in each Division/Major Group of NIC and the kind of fuel/power used and size of employment*—Contd.

(ARUNACHAL PRADESH/DISTRICT)

Division/Major Group of N.I.C.	Kind of fuel or power used	No. of Factories or Workshops other than Household Industries by size of Employment										
		Total	1 person	2–4 persons	5–9 persons	10–19 persons	20–49 persons	50–99 persons	100–299 persons	300–499 persons	500+ persons	Persons unspecified
1	2	3	4	5	6	7	8	9	10	11	12	13
		Tirap District										
		TOTAL										
Division 2 & 3	Total	1,000	235	412	235	118	..	..	..	..	..	..
	I. All Fuels/Power	353	59	118	176	..	..	..	..	..	..	..
	(a) Electricity	..	..	..	..	..	..	..	..	..	..	..
	(b) Liquid Fuel	..	..	..	..	..	..	..	..	..	..	..
	(c) Coal, Wood & Bagasse	353	59	118	176	..	..	..	..	..	..	..
	(d) Other Power	..	..	..	..	..	..	..	..	..	..	..
	II. Manual	647	176	294	59	118	..	..	..	..	..	..
Major Group 20–21	Total	1,000	..	667	333	..	..	..	..	..	..	..
	I. All Fuels/Power	333	..	..	333	..	..	..	..	..	..	..
	(a) Electricity	..	..	..	..	..	..	..	..	..	..	..
	(b) Liquid Fuel	..	..	..	..	..	..	..	..	..	..	..
	(c) Coal, Wood & Bagasse	333	..	..	333	..	..	..	..	..	..	..
	(d) Other Power	..	..	..	..	..	..	..	..	..	..	..
	II. Manual	667	..	667	..	..	..	..	..	..	..	..
Major Group 22	Total	1,000	..	1,000	..	..	..	..	..	..		..
	I. All Fuels/Power	..	..	..	..	..	..	..	..	..	..	..
	(a) Electricity	..	..	..	..	..	..	..	..	..	..	..
	(b) Liquid Fuel	..	..	..	..	..	..	..	..	..	..	..
	(c) Coal, Wood & Bagasse	..	..	..	..	..	..	..	..	..	..	..
	(d) Other Power	..	..	..	..	..	..	..	..	..	..	..
	II. Manual	1,000	..	1,000	..	..	..	..	..	..	..	..
Major Group 23	Total	1,000	..	1,000	..	..	..	..	..	..	..	..
	I. All Fuels/Power	..	..	..	..	..	..	..	..	..	..	..
	(a) Electricity	..	..	..	..	..	..	..	..	..	..	..
	(b) Liquid Fuel	..	..	..	..	..	..	..	..	..	..	..
	(c) Coal, Wood & Bagasse	..	..	..	..	..	..	..	..	..	..	..
	(d) Other Power	..	..	..	..	..	..	..	..	..	..	..
	II. Manual	1,000	..	1,000	..	..	..	..	..	..	..	..
Major Group 24	Total	1,000	..	1,000	..	..	..	..	..	..	..	..
	I. All Fuels/Power	1,000	..	1,000	..	..	..	..	..	..	..	..
	(a) Electricity	..	..	..	..	..	..	..	..	..	..	..
	(b) Liquid Fuel	..	..	..	..	..	..	..	..	..	..	..
	(c) Coal, Wood & Bagasse	1,000	..	1,000	..	..	..	..	..	..	..	..
	(d) Other Power	..	..	..	..	..	..	..	..	..	..	..
	II. Manual	..	..	..	..	..	..	..	..	..	..	..
Major Group 26	Total	1,000	500	..	500	..	..	..	..	..	..	..
	I. All Fuels/Power	500	225	..	225	..	..	..	..	..	..	..
	(a) Electricity	..	..	..	..	..	..	..	..	..	..	..
	(b) Liquid Fuel	..	..	..	..	..	..	..	..	..	..	..
	(c) Coal, Wood & Bagasse	500	225	..	225	..	..	..	..	..	..	..
	(d) Other Power	..	..	..	..	..	..	..	..	..	..	..
	II. Manual	500	225	..	225	..	..	..	..	..	..	..
Major Group 27	Total	1,000	286	286	143	285	..	..	..	..	..	..
	I. All Fuels/Power	286	..	143	143	..	..	..	..	..	..	..
	(a) Electricity	..	..	..	..	..	..	..	..	..	..	..
	(b) Liquid Fuel	..	..	..	..	..	..	..	..	..	..	..
	(c) Coal, Wood & Bagasse	286	..	143	143	..	..	..	..	..	..	..
	(d) Other Power	..	..	..	..	..	..	..	..	..	..	..
	II. Manual	714	286	143	..	285	..	..	..	..	..	..

E—II PART B. 1 *Distribution of 1000 manufacturing, processing or servicing establishments other than Household Industries in each Division/Major Group of NIC and the kind of fuel/power used and size of employment*—Concluded.

(ARUNACHAL PRADESH/DISTRICT)

Division/Major Group of N.I.C.	Kind of fuel or power used	No. of Factories or Workshops other than household industries by size of Employment										
		Total	1 person	2-4 persons	5-9 persons	10-19 persons	20-49 persons	50-99 persons	100-299 persons	300-499 persons	500+ persons	Persons unspecified.
1	2	3	4	5	6	7	8	9	10	11	12	13
		Tirap District (contd.)										
		RURAL										
Division 2 & 3	Total	1,000	235	412	235	118	..	..	..	..	..	..
	I. All Fuels/Power	353	59	118	176	..	..	..	..	..	..	..
	(a) Electricity	..	..	..	..	..	..	..	..	..	..	..
	(b) Liquid Fuel	..	..	..	..	..	..	..	..	..	..	..
	(c) Coal, Wood & Bagasse	353	59	118	176	..	..	..	..	..	..	..
	(d) Other Power	..	..	..	..	..	..	..	..	..	..	..
	II. Manual	647	176	294	59	118	..	..	..	..	..	..
Major Group 20-21	Total	1,000	..	667	333	..	..	..	..	..	..	..
	I. All Fuels/Power	333	..	..	333	..	..	..	..	..	..	..
	(a) Electricity	..	..	..	..	..	..	..	..	..	..	..
	(b) Liquid Fuel	..	..	..	..	..	..	..	..	..	..	..
	(c) Coal, Wood & Bagasse	333	..	..	333	..	..	..	..	..	..	..
	(d) Other Power	..	..	..	..	..	..	..	..	..	..	..
	II. Manual	667	..	667	..	..	..	..	..	..	..	..
Major Group 22	Total	1,000	..	1,000	..	..	..	..	..	..	..	..
	I. All Fuels/Power	..	..	..	..	..	..	..	..	..	..	..
	(a) Electricity	..	..	..	..	..	..	..	..	..	..	..
	(b) Liquid Fuel	..	..	..	..	..	..	..	..	..	..	..
	(c) Coal, Wood & Bagasse	..	..	..	..	..	..	..	..	..	..	..
	(d) Other Power	..	..	..	..	..	..	..	..	..	..	..
	II. Mannual	1,000	..	1,000	..	..	..	..	..	..	..	..
Major Group 23	Total	1,000	..	1,000	..	..	..	..	..	..	..	..
	I. All Fuels/Power	..	..	..	..	..	..	..	..	..	..	..
	(a) Electricity	..	..	..	..	..	..	..	..	..	..	..
	(b) Liquid Fuel	..	..	..	..	..	..	..	..	..	..	..
	(c) Coal, Wood & Bagasse	..	..	..	..	..	..	..	..	..	..	..
	(d) Other Power	..	..	..	..	..	..	..	..	..	..	..
	II. Manual	1,000	..	1,000	..	..	..	..	..	..	..	..
Major Group 24	Total	1,000	..	1,000	..	..	..	..	..	..	..	..
	I. All Fuels/Power	1,000	..	1,000	..	..	..	..	..	..	..	..
	(a) Electricity	..	..	..	..	..	..	..	..	..	..	..
	(b) Liquid Fuel	..	..	..	..	..	..	..	..	..	..	..
	(c) Liquid Fuel	1,000	..	1,000	..	..	..	..	..	..	..	..
	(d) Other Power	..	..	..	..	..	..	..	..	..	..	..
	II. Manual	..	..	..	..	..	..	..	..	..	..	..
Major Group 26	Total	1,000	500	..	500	..	..	..	..	..	..	..
	I. All Fuels/Power	500	225	..	225	..	..	..	..	..	..	..
	(a) Electricity	..	..	..	..	..	..	..	..	..	..	..
	(b) Liquid Fuel	..	..	..	..	..	..	..	..	..	..	..
	(c) Coal, Wood & Bagasse	500	225	..	225	..	..	..	..	..	..	..
	(d) Other Power	..	..	..	..	..	..	..	..	..	..	..
	II. Manual	500	225	..	225	..	..	..	..	..	..	..
Major Group 27	Total	1,000	286	286	143	285	..	..	..	..	..	..
	I. All Fuels/Power	286	..	143	143	..	..	..	..	..	..	..
	(a) Electricity	..	..	..	..	..	..	..	..	..	..	..
	(b) Liquid Fuel	..	..	..	..	..	..	..	..	..	..	..
	(c) Coal, Wood & Bagasse	286	..	143	143	..	..	..	..	..	..	..
	(d) Other Power	..	..	..	..	..	..	..	..	..	..	..
	II. Manual	714	286	143	..	285	..	..	..	..	..	..

E—II PART C *Distribution of Household Industry establishments classified by industry, fuel/power used and size of employment.*

(ARUNACHAL PRADESH/DISTRICT)

Division/Major Group of NIC	Kind of Fuel or power used	No. of Household Industry Establishments by size of Employment									
		Total		1 Person	2-4 Persons		5-9 Persons		10-19 Persons		Persons Unspecified
		Units	Persons employed	Units	Units	Persons employed	Units	Persons employed	units	Persons employed	Units
1	2	3	4	5	6	7	8	9	10	11	12
		ARUNACHAL PRADESH									
		Total									
Division 2 & 3	Total	180	610	67	72	219	38	286	3	38	..
	I. All Fuels/Power	27	100	9	13	45	4	30	1	16	..
	(a) Electricity	..	..	..	..	..	..	..	..	..	..
	(b) Liquid Fuel	..	..	..	..	..	..	..	..	..	..
	(c) Coal, Wood & Bagasse	27	100	9	13	45	4	30	1	16	..
	(d) Other Power	..	..	..	..	..	..	..	..	..	..
	II. Manual	153	510	58	59	174	34	256	2	22	..
Major Group 22	Total	5	15	2	2	7	1	6	..	..	..
	I. All Fuels/Power	..	..	..	..	..	..	..	..	..	..
	(a) Electricity	..	..	..	..	..	..	..	..	..	..
	(b) Liquid Fuel	..	..	..	..	..	..	..	..	..	..
	(c) Coal, Wood & Bagasse	..	..	..	..	..	..	..	..	..	..
	(d) Other Power	..	..	..	..	..	..	..	..	..	..
	II. Manual	5	15	2	2	7	1	6	..	..	..
Major Group 23	Total	67	259	20	31	94	14	119	2	26	..
	I. All Fuels/Power	17	76	5	8	30	3	25	1	16	..
	(a) Electricity	..	..	..	..	..	..	..	..	..	..
	(b) Liquid Fuel	..	..	..	..	..	..	..	..	..	..
	(c) Coal, Wood & Bagasse	17	76	5	8	30	3	25	1	16	..
	(d) Other Power	..	..	..	..	..	..	..	..	..	..
	II. Manual	50	183	15	23	64	11	94	1	10	..
Major Group 25	Total	20	48	10	6	18	4	20	..	..	..
	I. All Fuels/Power	3	5	2	1	3	..	..	..	..	..
	(a) Electricity	..	..	..	..	..	..	..	..	..	..
	(b) Liquid Fuel	..	..	..	..	..	..	..	..	..	..
	(c) Coal, Wood & Bagasse	3	5	2	1	3	..	..	..	..	..
	(d) Other Power	..	..	..	..	..	..	..	..	..	..
	II. Manual	17	43	8	5	15	4	20	..	..	..
Major Group 26	Total	9	34	..	6	15	3	19	..	..	..
	I. All Fuels/Power	2	7	..	1	2	1	5	..	..	..
	(a) Electricity	..	..	..	..	..	..	..	..	..	..
	(b) Liquid Fuel	..	..	..	..	..	..	..	..	..	..
	(c) Coal, Wood & Bagasse	2	7	..	1	2	1	5	..	..	..
	(d) Other Power	..	..	..	..	..	..	..	..	..	..
	II. Manual	7	27	..	5	13	2	14	..	..	..
Major Group 27	Total	50	172	19	18	53	12	88	1	12	..
	I. All Fuels/Power	5	12	2	3	10	..	..	..	..	..
	(a) Electricity	..	..	..	..	..	..	..	..	..	..
	(b) Liquid Fuel	..	..	..	..	..	..	..	..	..	..
	(c) Coal, Wood & Bagasse	5	12	2	3	10	..	..	..	..	..
	(d) Other Power	..		..	..	..	..	..	..	..	..
	II. Manual	45	160	17	15	43	12	88	1	12	..

E—II PART C *Distribution of Household Industry establishments classified by industry, fuel/power used and size of employment*—Contd.

(ARUNACHAL PRADESH/DISTRICT)

Division/Major Group of NIC	Kind of Fuel or power used	No. of Household Industry Establishments by size of Employment									
		Total		1 Person	2-4 Persons		5-9 Persons		10-19 Persons		Persons Unspecified
		Units	Persons employed	Units	Units	Persons employed	Units	Persons employed	Units	Persons employed	Units
1	2	3	4	5	6	7	8	9	10	11	12
		ARUNACHAL PRADESH (Contd.)									
		TOTAL (Contd)									
Major Group 28	Total	5	35	..	2	8	3	27	..	..	..
	I. All Fuels/Power	..	..	..	..	..	..	..	..	..	..
	(a) Electricity	..	..	..	..	..	..	..	..	..	..
	(b) Liquid Fuel	..	..	..	..	..	..	..	..	..	..
	(c) Coal, Wood & Bagasse	..	..	..	..	..	..	..	..	..	..
	(d) Other Power	..	..	..	..	..	..	..	..	..	..
	II. Manual	5	35	..	2	8	3	27	..	..	..
Major Group 29	Total	9	18	6	2	5	1	7	..	..	..
	I. All Fuels/Power	..	..	..	..	..	..	..	..	..	..
	(a) Electricity	..	..	..	..	..	..	..	..	..	..
	(b) Liquid Fuel	..	..	..	..	..	..	..	..	..	..
	(c) Coal, Wood & Bagasse	..	..	..	..	..	..	..	..	..	..
	(d) Other Power	..	..	..	..	..	..	..	..	..	..
	II. Manual	9	18	6	2	5	1	7	..	..	..
Major Group 39	Total	15	29	10	5	19	..	..	..	..	..
	I. All Fuels/Power	..	..	..	..	..	..	..	..	..	..
	(a) Electricity	..	..	..	..	..	..	..	..	..	..
	(b) Liquid Fuel	..	..	..	..	..	..	..	..	..	..
	(c) Coal, Wood & Bagasse	..	..	..	..	..	..	..	..	..	..
	(d) Other Power	..	..	..	..	..	..	..	..	..	..
	II. Manual	15	29	10	5	19	..	..	..	..	..
		RURAL									
Division 2 & 3	Total	152	461	63	61	184	28	214	..	..	..
	I. All Fuels/Power	22	65	9	11	40	2	16	..	..	..
	(a) Electricity	..	..	..	..	..	..	..	..	..	..
	(b) Liquid Fuel	..	..	..	..	..	..	..	..	..	..
	(c) Coal, Wood & Bagasse	22	65	9	11	40	2	16	..	..	..
	(d) Other Power	..	..	..	..	..	..	..	..	..	..
	II. Manual	130	396	54	50	144	26	198	..	..	..
Major Group 22	Total	3	5	2	1	3	..	..	..	..	..
	I. All Fuels/Power	..	..	..	..	..	..	..	..	..	..
	(a) Electricity	..	..	..	..	..	..	..	..	..	..
	(b) Liquid Fuel	..	..	..	..	..	..	..	..	..	..
	(c) Coal, Wood & Bagasse	..	..	..	..	..	..	..	..	..	..
	(d) Other Power	..	..	..	..	..	..	..	..	..	..
	II. Manual	3	5	2	1	3	..	..	..	..	..
Major Group 23	Total	59	199	20	28	85	11	94	..	..	..
	I. All Fuels/Power	14	48	5	7	27	2	16	..	..	..
	(a) Electricity	..	..	..	..	..	..	..	..	..	..
	(b) Liquid Fuel	..	..	..	..	..	..	..	..	..	..
	(c) Coal, Wood & Bagasse	14	48	5	7	27	2	16	..	..	..
	(d) Other Power	..	..	..	..	..	..	..	..	..	..
	II. Manual	45	151	15	21	58	9	78	..	..	..

E—II PART C *Distribution of Household Industry establishments classified by industry, fuel/power used and size of employment*—Contd.

(ARUNACHAL PRADESH/DISTRICT)

Division/Major Group of NIC	Kind of Fuel or Power used	No. of Household Industry Establishments by size of Employment									
		Total		1 Person	2-4 Persons		5-9 Persons		10-19 Persons		Persons Unspecified
		Units	Persons employed	Units	Units	Persons employed	Units	Persons employed	Units	Persons employed	Units
1	2	3	4	5	6	7	8	9	10	11	12
		ARUNACHAL PRADESH (Contd.)									
		RURAL (Contd.)									
Major Group 25	Total	20	48	10	6	18	4	20	..	..	..
	I. All Fuels/Power	3	5	2	1	3	..	..	..	..	..
	(a) Electricity	..	..	..	..	..	..	..	..	..	..
	(b) Liquid Fuel	..	..	..	..	..	..	..	..	..	..
	(c) Coal, Wood & Bagasse	3	5	2	1	3	..	..	..	..	..
	(d) Other Power	..	..	..	..	..	..	..	..	..	..
	II. Manual	17	43	8	5	15	4	20	..	..	..
Major Group 26	Total	4	16	..	3	8	1	8	..	..	..
	I. All Fuels/Power	..	..	..	..	..	..	..	..	..	..
	(a) Electricity	..	..	..	..	..	..	..	..	..	..
	(b) Liquid Fuel	..	..	..	..	..	..	..	..	..	..
	(c) Coal, Wood & Bagasse	..	..	..	..	..	..	..	..	..	..
	(d) Other Power	..	..	..	..	..	..	..	..	..	..
	II. Manual	4	16	..	3	8	1	8	..	..	..
Major Group 27	Total	45	133	19	17	49	9	65	..	..	..
	I. All Fuels/Power	5	12	2	3	10	..	..	..	..	..
	(a) Electricity	..	..	..	..	..	..	..	..	..	..
	(b) Liquid Fuel	..	..	..	..	..	..	..	..	..	..
	(c) Coal, Wood & Bagasse	5	12	2	3	10	..	..	..	..	..
	(d) Other Power	..	..	..	..	..	..	..	..	..	..
	II. Manual	40	121	17	14	39	9	65	..	..	..
Major Group 28	Total	5	35	..	2	8	3	27	..	..	..
	I. All Fuels/Power	..	..	..	..	..	..	..	..	..	..
	(a) Electricity	..	..	..	..	..	..	..	..	..	..
	(b) Liquid Fuel	..	..	..	..	..	..	..	..	..	..
	(c) Coal, Wood & Bagasse	..	..	..	..	..	..	..	..	..	..
	(d) Other Power	..	..	..	..	..	..	..	..	..	..
	II. Manual	5	35	..	2	8	3	27	..	..	..
Major Group 29	Total	6	7	5	1	2	..	..	..	..	..
	I. All Fuels/Power	..	..	..	..	..	..	..	..	..	..
	(a) Electricity	..	..	..	..	..	..	..	..	..	..
	(b) Liquid Fuel	..	..	..	..	..	..	..	..	..	..
	(c) Coal, Wood & Bagasse	..	..	..	..	..	..	..	..	..	..
	(d) Other Power	..	..	..	..	..	..	..	..	..	..
	II. Manual	6	7	5	1	2	..	..	..	..	..
Major Group 39	Total	10	18	7	3	11	..	..	..	..	..
	I. All Fuels/Power	..	..	..	..	..	..	..	..	..	..
	(a) Electricity	..	..	..	..	..	..	..	..	..	..
	(b) Liquid Fuel	..	..	..	..	..	..	..	..	..	..
	(c) Coal, Wood & Bagasse	..	..	..	..	..	..	..	..	..	..
	(d) Other Power	..	..	..	..	..	..	..	..	..	..
	II Manual	10	18	7	3			..	..	..	..

E—II PART C *Distribution of Household Industry establishments classified by industry, fuel/power used and size of employment*—Contd.

(ARUNACHAL PRADESH/DISTRICT)

Division/Major Group of NIC	Kind of Fuel or Power used	No. of Household Industry Establishments by size of Employment									
		Total		1 Person	2-4 Persons		5-9 Persons		10-19 Persons		Persons Unspecified
		Units	Persons employed	Units	Units	Persons employed	Units	Persons employed	Units	Persons employed	Units
1	2	3	4	5	6	7	8	9	10	11	12
		ARUNACHAL PRADESH (Contd.) URBAN									
Division 2 & 3	Total	28	149	4	11	35	10	72	3	38	..
	I. All Fuels/Power	5	35	..	2	5	2	14	1	16	..
	(a) Electricity	..	..	..	..	..	..	..	..	..	..
	(b) Liquid Fuel	..	..	..	..	..	..	..	..	..	..
	(c) Coal, Wood & Bagasse	5	35	..	2	5	2	14	1	16	..
	(d) Other Power	..	..	..	..	..	..	..	..	..	..
	II. Manual	23	114	4	9	30	8	58	2	22	..
Major Group 22	Total	2	10	..	1	4	1	6	..	..	..
	I. All Fuels/Power	..	..	..	..	..	..	..	..	..	..
	(a) Electricity	..	..	..	..	..	..	..	..	..	..
	(b) Liquid Fuel	..	..	..	..	..	..	..	..	..	..
	(c) Coal, Wood & Bagasse	..	..	..	..	..	..	..	..	..	..
	(d) Other Power	..	..	..	..	..	..	..	..	..	..
	II. Manual	2	10	..	1	4	1	6	..	..	..
Major Group 23	Total	8	60	..	3	9	3	25	2	26	..
	I. All Fuels/Power	3	28	..	1	3	1	9	1	16	..
	(a) Electricity	..	..	..	..	..	..	..	..	..	..
	(b) Liquid Fuel	..	..	..	..	..	..	..	..	..	..
	(c) Coal, Wood & Bagasse	3	28	..	1	3	1	9	1	16	..
	(d) Other Power	..	..	..	..	..	..	..	..	..	..
	II. Manual	5	32	..	2	6	2	16	1	10	..
Major Group 26	Total	5	18	..	3	7	2	11	..	..	..
	I. All Fuels Power	2	7	..	1	2	1	5	..	..	..
	(a) Electricity	..	..	..	..	..	..	..	..	..	..
	(b) Liquid Fuel	..	..	..	..	..	..	..	..	..	..
	(c) Coal, Wood & Bagasse	2	7	..	1	2	1	5	..	..	..
	(d) Other Power	..	..	..	..	..	..	..	..	..	..
	II. Manual	3	11	..	2	5	1	6	..	..	..
Major Group 27	Total	5	39	..	1	4	3	23	1	12	..
	I. All Fuels Power	..	..	..	..	..	..	..	..	..	..
	(a) Electricity	..	..	..	..	..	..	..	..	..	..
	(b) Liquid Fuel	..	..	..	..	..	..	..	..	..	..
	(c) Coal, Wood & Bagasse	..	..	..	..	..	..	..	..	..	..
	(d) Other Power	..	..	..	..	..	..	..	..	..	..
	II. Manual	5	39	..	1	4	3	23	1	12	..
Major Group 29	Total	3	11	1	1	3	1	7	..	..	..
	I. All Fuels Power	..	..	..	..	..	..	..	..	..	..
	(a) Electricity	..	..	..	..	..	..	..	..	..	..
	(b) Liquid Fuel	..	..	..	..	..	..	..	..	..	..
	(c) Coal, Wood & Bagasse	..	..	..	..	..	..	..	..	..	..
	(d) Other Power	..	..	..	..	..	..	..	..	..	..
	II. Manual	3	11	1	1	3	1	7	..	..	..
Major Group 39	Total	5	11	3	2	8	..	..	..	..	..
	I. All Fuels Power	..	..	..	..	..	..	..	..	..	..
	(a) Electricity	..	..	..	..	..	..	..	..	..	..
	(b) Liquid Fuel	..	..	..	..	..	..	..	..	..	..
	(c) Coal, Wood & Bagasse	..	..	..	..	..	..	..	..	..	..
	(d) Other Power	..	..	..	..	..	..	..	..	..	..
	II. Manual	5	11	3	2	8	..	..	..	..	..

E—II PART C *Distribution of Household Industry establishments classified by industry, fuel/power used and size of employment*—Contd.

(ARUNACHAL PRADESH/DISTRICT)

Division/Major Group of NIC	Kind of Fuel or Power used	No. of Household Industry Establishment by size of Employment									
		Total		1 Person	2—4 Persons		5—9 Persons		10—19 Persons		Persons Un-specified
		Units	Persons employed	Units	Units	Persons employed	Units	Persons employed	Units	Persons employed	Units
1	2	3	4	5	6	7	8	9	10	11	12
		KAMENG DISTRICT									
		TOTAL									
Division 2 & 3	Total	50	137	23	16	42	10	62	1	10	..
	I. All Fuels/Power	4	9	2	2	7	..	..	..	..	..
	(a) Electricity	..	..	..	..	..	..	..	..	..	..
	(b) Liquid Fuel	..	..	..	..	..	..	..	..	..	..
	(c) Coal, Wood & Bagasse	4	9	2	2	..	..	..	..	..	..
	(d) Other Power	..	..	..	..	7	..	..	..	..	..
	II. Manual	46	128	21	14	35	10	62	1	10	..
Major Group 23	Total	4	16	2	1	4	..	..	1	10	..
	I. All Fuels Power	1	4	..	1	4	..	..	..	..	..
	(a) Electricity	..	..	..	..	..	..	..	..	..	..
	(b) Liquid Fuel	..	..	..	..	..	..	..	..	..	..
	(c) Coal, Wood & Bagasse	1	4	..	1	4	..	..	..	..	..
	(d) Other Power	..	..	..	..	..	..	..	..	..	..
	II. Manual	3	12	2	..	..	..	..	1	10	..
Major Group 25	Total	20	48	10	6	18	4	20	..	..	..
	I. All Fuels Power	3	5	2	1	3	..	..	..	..	..
	(a) Electricity	..	..	..	..	..	..	..	..	..	..
	(b) Liquid Fuel	..	..	..	..	..	..	..	..	..	..
	(c) Coal, Wood & Bagasse	3	5	2	1	3	..	..	..	..	..
	(d) Other Power	..	..	..	..	..	..	..	..	..	..
	II. Manual	17	43	8	5	15	4	20	..	..	..
Major Group 27	Total	21	65	8	7	15	6	42	..	..	..
	I. All Fuels Power	..	..	..	..	..	..	..	..	..	..
	(a) Electricity	..	..	..	..	..	..	..	..	..	..
	(b) Liquid Fuel	..	..	..	..	..	..	..	..	..	..
	(c) Coal, Wood & Bagasse	..	..	..	..	..	..	..	..	..	..
	(d) Other Power	..	..	..	..	..	..	..	..	..	..
	II. Manual	21	65	8	7	15	6	42	..	..	..
Major Group 29	Total	5	8	3	2	5	..	..	..	..	..
	I. All Fuels Power	..	..	..	..	..	..	..	..	..	..
	(a) Electricity	..	..	..	..	..	..	..	..	..	..
	(b) Liquid Fuel	..	..	..	..	..	..	..	..	..	..
	(c) Coal, Wood & Bagasse	..	..	..	..	..	..	..	..	..	..
	(d) Other Power	..	..	..	..	..	..	..	..	..	..
	II. Manual	5	8	3	2	5	..	..	..	..	..

E—II PART C *Distribution of Household Industry establishments classified by industry, fuel/power used and size of employment*—Contd.

(ARUNACHAL PRADESH/DISTRICT)

Division Major Group of NIC	Kind of Fuel or Power used	No. of Household Industry Establishments by size of Employment									
		Total		1 Person	2—4 Persons		5—9 Persons		10—19 Persons		Persons Unspecified
		Units	Persons employed	Units	Units	Persons employed	Units	Persons employed	Units	Persons employed	Units
1	2	3	4	5	6	7	8	9	10	11	12
		KAMENG District (Contd.)									
		RURAL									
Division 2 & 3	Total	47	117	23	15	39	9	55	..	..	..
	I. All Fuels/Power	4	9	2	2	7	..	..	..	..	..
	(a) Electricity	..	..	..	..	..	..	..	..	..	..
	(b) Liquid Fuel	..	..	..	..	..	..	..	..	..	..
	(c) Coal, Wood & Bagasse	4	9	2	2	7	..	..	..	..	..
	(d) Other Power	..	..	..	..	..	..	..	..	..	..
	II. Manual	43	108	21	13	32	9	55	..	..	..
Major Group 23	Total	3	6	2	1	4	..	..	..	..	..
	I. All Fuels Power	1	4	..	1	4	..	..	..	..	..
	(a) Electricity	..	..	..	..	..	..	..	..	..	..
	(b) Liquid Fuel	..	..	..	..	..	..	..	..	..	..
	(c) Coal, Wood & Bagasse	1	4	..	1	4	..	..	..	..	..
	(d) Other Power	..	..	..	..	..	..	..	..	..	..
	II. Manual	2	2	2	..	..	..	..	..	..	..
Major Group 25	Total	20	48	10	6	18	4	20	..	..	..
	I. All Fuels Power	3	5	2	1	3	..	..	..	..	..
	(a) Electricity	..	..	..	..	..	..	..	..	..	..
	(b) Liquid Fuel	..	..	..	..	..	..	..	..	..	..
	(c) Coal, Wood & Bagasse	3	5	2	1	3	..	..	..	..	..
	(d) Other Power	..	..	..	..	..	..	..	..	..	..
	II. Manual	17	43	8	5	15	4	20	..	..	..
Major Group 27	Total	20	58	8	7	15	5	35	..	..	..
	I. All Fuels Power	..	..	..	..	..	..	..	..	..	.
	(a) Electricity	..	..	..	..	..	..	..	..	..	.
	(b) Liquid Fuel	..	..	..	..	..	..	..	..	..	.
	(c) Coal, Wood & Bagasse	..	..	..	..	..	..	..	..	..	.
	(d) Other Power	..	..	..	..	..	..		..	..	.
	II. Manual	20	58	8	7	15	5	35	..	..	..
Major Group 29	Total	4	5	3	1	2	..	..	..	..	.
	I. All Fuels Power	..	..	..	..	..	..	..	..	..	
	(a) Electricity	..	..	..	..	..	..	..	..	..	..
	(b) Liquid Fuel	..	..	..	..	..	..	..	..	..	..
	(c) Coal, Wood & Bagasse	..	..	..	..	..	..	..	..	..	
	(d) Other Power	..	..	..	..	..	..	..	..	..	..
	II. Manual	4	5	3	1	2	..	..	..	..	..

E—II PART C *Distribution of Household Industry establishments classified by industry fuel/power used and size of employment*—Contd.

(ARUNACHAL PRADESH/DISTRICT)

Division/Major Group of NIC	Kind of Fuel or Power used	No. of Household Industry Establishments by size of Employment									
		Total		1 Person	2—4 Persons		5—9 Persons		10—19 Persons		Persons Unspecified
		Units	Persons employed	Units	Units	Persons employed	Units	Persons employed	Units	Persons employed	Units
1	2	3	4	5	6	7	8	9	10	11	12
		KAMENG District (Contd.)									
		URBAN									
Division 2 & 3	Total	3	20	..	1	3	1	7	1	10	..
	I. All Fuels/Power	..	..	..	..	..	..	..	..	..	..
	(a) Electricity	..	..	..	..	..	..	..	..	..	
	(b) Liquid Fuel	..	..	..	..	..	..	..	..	..	..
	(c) Coal, Wood & Bagasse	..	..	..	..	..	..	..	..	..	..
	(d) Other Power	..	..	..	..	..	..	..	..	..	..
	II. Manual	3	20	..	1	3	1	7	1	10	..
Major Group 23	Total	1	10	..	..	..	..	..	1	10	..
	I. All Fuels/power	..	..	..	..	..	..	..	..	..	..
	(a) Electricity	..	..	..	..	..	..	..	..	..	..
	(b) Liquid Fuel	..	..	..	..	..	..	..	..	..	..
	(c) Coal, Wood & Bagasse	..	..	..	..	..	..	..	..	..	..
	(d) Other Power	..	..	..	..	..	..	..	..	..	..
	II. Manual	1	10	..	..	..	..	..	1	10	..
Major Group 27	Total	1	7	..	..	..	1	7	..	..	..
	I. All Fuels/Power	..	..	..	..	..	..	..	..	..	..
	(a) Electricity	..	..	..	..	..	..	..	..	..	..
	(b) Liquid Fuel	..	..	..	..	..	..	..	..	..	..
	(c) Coal, Wood & Bagasse	..	..	..	..	..	..	..	..	..	..
	(d) Other Power	..	..	..	..	..	..	..	..	..	..
	II. Manual	1	7	..	..	..	1	7	..	..	..
Major Group 29	Total	1	3	..	1	3	..	..	..	..	..
	I. All Fuels/Power	..	..	..	..	..	..	..	..	..	..
	(a) Electricity	..	..	..	..	..	..	..	..	..	..
	(b) Liquid Fue	..	..	..	..	..	..	..	..	..	..
	(c) Coal, Wood & Bagasse	..	..	..	..	..	..	..	..	..	..
	(d) Other Power	..	..	..	..	..	..	..	..	..	..
	II. Manual	1	3	..	1	3	..	..	..	..	..

E—II PART C *Distribution of Household Industry establishments classified by industry, fuel/power used and size of employment*—Contd.

(ARUNACHAL PRADESH/DISTRICT)

Division/Major Group of NIC	Kind of Fuel or Power used	No. of Household Industry Establishments by size of Employment									
		Total		1 Person	2—4 Persons		5—9 Persons		10—19 Persons		Persons Unspecified
		Units	Persons employed	Units	Units	Persons employed	Units	Persons employed	Units	Persons employed	Units
1	2	3	4	5	6	7	8	9	10	11	12
		SUBANSIRI DISTRICT									
		TOTAL									
Division 2 & 3	Total	20	52	9	9	27	2	16	..	..	..
	I. All Fuels/Power	3	6	2	1	4	..	..	..	..	..
	(a) Electricity	..	..	..	..	..	..	..	..	..	..
	(b) Liquid Fuel	..	..	..	..	..	..	..	..	..	..
	(c) Coal, Wood & Bagasse	3	6	2	1	4	..	..	..	..	..
	(d) Other Power	..	..	..	..	..	..	..	..	..	..
	II. Manual	17	46	7	8	23	2	16	..	..	..
Major Group 23	Total	9	20	4	5	16	..	..	..	..	..
	I. All Fuels/Power	3	6	2	1	4	..	..	..	..	..
	(a) Electricity	..	..	..	..	..	..	..	..	..	..
	(b) Liquid Fuel	..	..	..	..	..	..	..	..	..	..
	(c) Coal, Wood & Bagasse	3	6	2	1	4	..	..	..	..	..
	(d) Other Power	..	..	..	..	..	..	..	..	..	..
	II. Manual	6	14	2	4	12	..	..	..	..	..
Major Group 26	Total	2	4	..	2	4	..	..	..	..	..
	I. All Fuels/Power	..	..	..	..	..	..	..	..	..	..
	(a) Electricity	..	..	..	..	..	..	..	..	..	..
	(b) Liquid Fuel	..	..	..	..	..	..	..	..	..	..
	(c) Coal, Wood & Bagasse	..	..	..	..	..	..	..	..	..	..
	(d) Other Power	..	..	..	..	..	..	..	..	..	..
	II. Manual	2	4	..	2	4	..	..	..	..	..
Major Group 27	Total	4	20	1	1	3	2	16	..	..	..
	I. All Fuels/Power	..	..	..	..	..	..	..	..	..	..
	(a) Electricity	..	..	..	..	..	..	..	..	..	..
	(b) Liquid Fuel	..	..	..	..	..	..	..	..	..	..
	(c) Coal, Wood & Bagasse	..	..	..	..	..	..	..	..	..	..
	(d) Other Power	..	..	..	..	..	..	..	..	..	..
	II. Manual	4	20	1	1	3	2	16	..	..	..
Major Group 39	Total	5	8	4	1	4	..	..	..	..	..
	I. All Fuels/Power	..	..	..	..	..	..	..	..	..	
	(a) Electricity	..	..	..	..	..	..	..	..	..	..
	(b) Liquid Fuel	..	..	..	..	..	..	..	..	..	..
	(c) Coal, Wood & Bagasse	..	..	..	..	..	..	..	..	..	..
	(d) Other Power	..	..	..	..	..	..	..	..	..	..
	II. Manual	5	8	4	1	4	..	..	..	..	..

E—II PART C *Distribution of Household Industry establishments classified by industry, fuel/power used and size of employment*—Contd.

(ARUNACHAL PRADESH/DISTRICT)

Division/Major Group of NIC	Kind of Fuel or Power used	No. of Household Industry establishments by size of employment									
		Total		1 Person	2—4 Persons		5—9 Persons		10—19 Persons		Persons Unspecified
		Units	Persons employed	Units	Units	Persons employed	Units	Persons employed	Units	Persons employed	Units
1	2	3	4	5	6	7	8	9	10	11	12
		SUBANSIRI District (Contd.)									
		RURAL									
Divisions 2 & 3	Total	20	52	9	9	27	2	16	..	..	..
	I. All Fuels/Power	3	6	2	1	4	..	..	..	..	..
	(a) Electricity	..	..	..	..	..	..	..	..	..	..
	(b) Liquid Fuel	..	..	..	..	..	..	..	..	..	..
	(c) Coal, Wood & Bagasse	3	6	2	1	4	..	..	..	..	..
	(d) Other Power	..	..	..	..	..	..	..	..	..	..
	II. Manual	17	46	7	8	23	2	16	..	..	..
Major Group 23	Total	9	20	4	5	16	..	..	..	..	..
	I. All Fuels/Power	3	6	2	1	4	..	..	..	..	..
	(a) Electricity	..	..	..	..	..	..	..	..	..	..
	(b) Liquid Fuel	..	..	..	..	..	..	..	..	..	..
	(c) Coal, Wood & Bagasse	3	6	2	1	4	..	..	..	..	..
	(d) Other Power	..	..	..	..	..	..	..	..	..	..
	II. Manual	6	14	2	4	12	..	..	..	..	..
Major Group 26	Total	2	4	..	2	4	..	..	..	..	..
	I. All Fuels/Power	..	..	..	..	..	..	..	..	..	..
	(a) Electricity	..	..	..	..	..	..	..	..	..	..
	(b) Liquid Fuel	..	..	..	..	..	..	..	..	..	..
	(c) Coal, Wood & Bagasse	..	..	..	..	..	..	..	..	..	..
	(d) Other Power	..	..	..	..	..	..	..	..	..	..
	II. Manual	2	4	..	2	4	..	..	..	..	..
Major Group 27	Total	4	20	1	1	3	2	16	..	..	..
	All Fuels/Power	..	..	..	..	..	..	..	..	..	..
	(a) Electricity	..	..	..	..	..	..	..	..	..	..
	(b) Liquid Fuel	..	..	..	..	..	..	..	..	..	..
	(c) Coal, Wood & Bagasse	..	..	..	..	..	..	..	..	..	..
	(d) Other Power	..	..	..	..	..	..	..	..	..	..
	II. Manual	4	20	1	1	3	2	16	..	..	..
Major Group 39	Total	5	8	4	1	4	..	..	..	..	..
	I. All Fuels/Power	..	...	..	..	..	..	..	..	..	..
	(a) Electricity	..	..	..	..	..	..	..	..	..	..
	(b) Liquid Fuel	..	..	..	..	..	..	..	..	..	..
	(c) Coal, Wood & Bagasse	..	..	..	..	..	..	..	..	..	..
	(d) Other Power	..	..	..	..	..	..	..	..	..	..
	II. Manual	5	8	4	1	4	..	..	..	..	..

E-II Part C *Distribution of Household Industry establishments classified by industry, fuel/power used and size of employment*—Contd.

(ARUNACHAL PRADESH/DISTRICT)

Division/Major Group of NIC	Kind of Fuel or Power used	No. of Household Industry Establishments by Size of Employment									
		Total		1 Person	2—4 Persons		5—9 Persons		10—19 Persons		Persons Unspecified
		Units	Persons employed	Units	Units	Persons employed	Units	Persons employed	Units	Persons employed	Units
1	2	3	4	5	6	7	8	9	10	11	12
				SIANG DISTRICT							
				Total							
Division 2 & 3	Total	40	171	11	18	64	9	68	2	28	..
	I. All Fuels/Power	9	53	1	4	14	3	22	1	16	..
	(a) Electricity	..	..	..	..	..	..	..	..	..	..
	(b) Liquid Fuel	..	..	..	..	..	..	..	..	..	..
	(c) Coal, Wood & Bagasse	9	53	1	4	14	3	22	1	16	..
	(d) Other Power	..	..	..	..	..	..	..	..	..	..
	II. Manual	31	118	10	14	50	6	46	1	12	..
Major Group 22	Total	2	10	..	1	4	1	6	..	..	..
	I. All Fuels/Power	..	..	..	..	..	..	..	..	..	..
	(a) Electricity	..	..	..	..	..	..	..	..	..	..
	(b) Liquid Fuel	..	..	..	..	..	..	..	..	..	..
	(c) Coal, Wood & Bagasse	..	..	..	..	..	..	..	..	..	..
	(d) Other Power	..	..	..	..	..	..	..	..	..	..
	II. Manual	2	10	..	1	4	1	6	..	..	..
Major Group 23	Total	19	93	5	8	30	5	42	1	16	..
	I. All Fuels/Power	7	46	1	3	12	2	17	1	16	..
	(a) Electricity	..	..	..	..	..	..	..	..	..	..
	(b) Liquid Fuel	..	..	..	..	..	..	..	..	..	..
	(c) Coal, Wood & Bagasse	7	46	1	3	12	2	17	1	16	..
	(d) Other Power	..	..	..	..	..	..	..	..	..	..
	II. Manual	12	47	4	5	18	3	25	..	..	..
Major Group 26	Total	3	10	..	2	5	1	5	..	..	..
	I. All Fuels/Power	2	7	..	1	2	1	5	..	..	..
	(a) Electricity	..	..	..	..	..	..	..	..	..	..
	(b) Liquid Fuel	..	..	..	..	..	..	..	..	..	..
	(c) Coal, Wood & Bagasse	2	7	..	1	2	1	5	..	..	..
	(d) Other Power	..	..	..	..	..	..	..	..	..	..
	II. Manual	1	3	..	1	3	..	..	..	..	..
Major Group 27	Total	8	36	2	4	14	1	8	1	12	..
	I. All Fuels/Power	..	..	..	..	..	..	..	..	..	..
	(a) Electricity	..	..	..	..	..	..	..	..	..	..
	(b) Liquid Fuel	..	..	..	..	..	..	..	..	..	..
	(c) Coal, Wood & Bagasse	..	..	..	..	..	..	..	..	..	..
	(d) Other Power	..	..	..	..	..	..	..	..	..	..
	II. Manual	8	36	2	4	14	1	8	1	12	..
Major Group 29	Total	2	8	1	..	..	1	7	..	..	..
	I. All Fuels/Power	..	..	..	..	..	..	..	..	..	..
	(a) Electricity	..	..	..	..	..	..	..	..	..	..
	(b) Liquid Fuel	..	..	..	..	..	..	..	..	..	..
	(c) Coal, Wood & Bagasse	..	..	..	..	..	..	..	..	..	..
	(d) Other Power	..	..	..	..	..	..	..	..	..	..
	II. Manual	2	8	1	..	..	1	7	..	..	..
Major Group 39	Total	6	14	3	3	11	..	..	..	..	..
	I. All Fuels/Power	..	..	..	..	..	..	..	..	..	..
	(a) Electricity	..	..	..	..	..	..	..	..	..	..
	(b) Liquid Fuel	..	..	..	..	..	..	..	..	..	..
	(c Coal Wood & Bagasse	..	..	..	..	..	..	..	..	..	..
	(d) Other Power	..	..	..	..	..	..	..	..	..	..
	II. Manual	6	14	3	3	11	..	..	..	..	..

E—II PART C *Distribution of Household Industry establishments classified by industry, fuel/power used and size of employment*—Contd.

(ARUNACHAL PRADESH/DISTRICT)

Division/Major Group of NIC	Kind of Fuel or Power used	No. of Household Industry Establishments by size of employment									
		Total		1 Persons	2—4 Persons		5—9 Persons		10—19 Persons		Persons Unspecified
		Units	Persons employed	Units	Units	Persons employed	Units	Persons employed	Units	Persons employed	Units
1	2	3	4	5	6	7	8	9	10	11	12
		Siang District (Contd)									
		Rural									
Division 2 & 3	Total . . .	21	70	8	10	37	3	25	..	..	..
	I. All Fuels/Power . . .	5	21	1	3	12	1	8	..	..	..
	(a) Electricity . . .		..	..	..	..	..	..	..	..	..
	(b) Liquid Fuel . . .	..	..	..	..	..	..	..	..	..	..
	(c) Coal Wood & Bagasse .	5	21	1	3	12	1	8	..	..	..
	(d) Other Power . . .	..	..	..	..	..	..	..	..	..	..
	II. Manual	16	49	7	7	25	2	17	..	..	..
Major Group 23	Total	14	54	5	6	24	3	25	..	..	..
	I. All Fuels/Power . . .	5	21	1	3	12	1	8	..	..	..
	(a) Electricity . . .	..	..	..	..	..	..	..	..	..	..
	(b) Liquid Fuel . . .	..	..	..	..	..	..	..	..	..	..
	(c) Coal Wood & Bagasse .	5	21	1	3	12	1	8	..	..	..
	(d) Other Power . . .	..	..	..	..	..	..	..	..	..	..
	II. Manual	9	33	4	3	12	2	17	..	..	..
Major Group 27	Total	5	12	2	3	10	..	..	..	..	..
	I. All Fuels/Power . . .	..	..	..	..	..	..	..	..	..	..
	(a) Electricity . . .	..	..	..	..	..	..	..	..	..	..
	(b) Liquid Fuel . . .	..	..	..	..	..	..	..	..	..	..
	(c) Coal, Wood & Bagasse .	..	..	..	..	..	..	..	..	..	..
	(d) Other Power . . .	..	..	..	..	..	..	..	..	..	..
	II. Manual	5	12	2	3	10	..	..	..	..	..
Major Group 39	Total	2	4	1	1	3	..	..	..	..	..
	I. All Fuels Power . . .	..	..	..	..	..	..	..	..	..	..
	(a) Electricity . . .	..	..	..	..	..	..	..	..	..	..
	(b) Liquid Fuel . . .	..	..	..	..	..	..	..	..	..	..
	(c) Coal, Wood & Bagasse .	..	..	..	..	..	..	..	..	..	..
	(d) Other Power . . .	..	..	..	..	..	..	..	..	..	..
	II. Manual	2	4	1	1	3	..	..	..	..	..

E–II PART C *Distribution of Household Industry establishments classified by industry, fuel/power used and size of employment*—contd.

ARUNACHAL PRADESH/DISTRICT)

Division/Major Group of N.I.C.	Kind of Fuel or Power used	No. of Household Industry Establishments by size of Employment									
		Total		1 person	2—4 Persons		10—19 persons		10—19 persons		Persons unspecified
		Units	Persons employed	Units	Units	Persons employed	Units	Persons employed	Units	Persons employed	Units
1	2	3	4	5	6	7	8	9	10	11	12
		SIANG DISTRICT (Contd.)									
		Urban									
Division 2 & 3 .	Total	19	101	3	8	27	6	43	2	28	..
	I. All Fuels/Power . . .	4	32		1	2	2	14	1	16	..
	(a) Electricity . . .	..	..	..	..	..	..	..	..	..	..
	(b) Liquid Fuel . . .	..	..	..	..	..	..	..	..	..	..
	(c) Coal, Wood & Bagasse .	4	32	..	1	2	2	14	1	16	..
	(d) Other Power . . .	..	..	..	..	..	..	..	..	..	..
	II. Manual	15	69	3	7	25	4	29	1	12	..
Major Group 22 .	Total	2	10	..	1	4	1	6	..	..	..
	I. All Fuels/Power . . .	..	..	..	..	..	..	..	..	..	..
	(a) Electricity . . .	..	..	..	..	..	..	..	..	..	..
	(b) Liquid Fuel . . .	..	..	..	..	..	..	..	..	..	..
	(c) Coal, Wood & Bagasse .	..	..	..	..	..	..	..	..	..	..
	(d) Other Power . . .	..	..	..	..	..	..	..	..	..	..
	II. Manual	2	10	..	1	4	1	6	..	..	..
Major Group 23 .	Total	5	39	..	2	6	2	17	1	16	..
	I. All Fuels/Power . . .	2	25	..	..	..	1	9	1	16	..
	(a) Electricity . . .	..	..	..	..	..	..	..	..	..	..
	(b) Liquid Fuel . . .	..	..	..	..	..	..	..	..	..	..
	(c) Coal, Wood & Bagasse .	2	25	..	..	..	1	9	1	16	..
	(d) Other Power . . .	..	..	..	..	..	..	..	..	..	..
	II. Manual	3	14	..	2	6	1	8	..	..	..
Major Group 26 .	Total	3	10	..	2	5	1	5	..	..	..
	I. All Fuels/Power . . .	2	7	..	1	2	1	5	..	..	..
	(a) Electricity . . .	..	..	..	..	..	..	..	..	..	..
	(b) Liquid Fuel . . .	..	..	..	..	..	..	..	..	..	..
	(c) Coal, Wood & Bagasse .	2	7	..	1	2	1	5	..	..	..
	(d) Other Power . . .	..	..	..	..	..	..	..	..	..	..
	II. Manual	1	3	..	1	3	..	..	..	..	..
Major Group 27.	Total	3	24	..	1	4	1	8	1	12	..
	I. All Fuels/Power . . .	..	..	..	..	..	..	..	..	..	..
	(a) Electricity . . .	..	..	..	..	..	..	..	..	..	..
	(b) Liquid Fuel . . .	..	..	..	..	..	..	..	..	..	..
	(c) Coal, Wood & Bagasse .	..	..	..	..	..	..	..	..	..	..
	(d) Other Power . . .	..	..	..	..	..	..	..	..	..	..
	II. Manual	3	24	..	1	4	1	8	1	12	..
Major Group 29 .	Total	2	8	1	..	..	1	7	..	..	..
	I. All Fuels/Power . . .	..	..	..	..	..	..	..	..	..	..
	a) Electricity . . .	..	..	..	..	..	..	..	..	..	..
	(b) Liquid Fuel . . .	..	..	..	..	..	..	..	..	..	..
	(c) Coal, Wood & Bagasse .	..	..	..	..	..	..	..	..	..	..
	(d) Other Power . . .	..	..	..	..	..	..	..	..	..	..
	II. Manual	2	8	1	..	..	1	7	..	..	..
Major Group 39 .	Total	4	10	2	2	8	..	..	..	..	..
	I. All Fuels/Power . . .	..	..	..	..	..	..	..	..	..	..
	(a) Electricity . . .	..	..	..	..	..	..	..	..	..	..
	(b) Liquid Fuel . . .	..	..	..	..	..	..	..	..	..	..
	(c) Coal, Wood & Bagasse .	..	..	..	..	..	..	..	..	..	..
	(d) Other Power . . .	..	..	..	..	..	..	..	..	..	..
	II. Manual	4	10	2	2	8	..	..	..	..	..

E-II PART C *Distribution of Household Industry establishments classified by industry, fuel/power used and size of employment*—contd.

(ARUNACHAL PRADESH/DISTRICT)

Division/Major Group of N.I.C.	Kind of Fuel or Power Used	No. of Household Industry Establishments by size of Employment									
		Total		1 person	2—4 persons		5—9 persons		10—19 persons		Persons unspecified
		Units	persons employed	Units	Units	persons employed	units	persons employed	units	persons employed	Units
1	2	3	4	5	6	7	8	9	10	11	12
		LOHIT District									
		TOTAL									
Division 2 & 3 .	Total	22	77	8	9	31	5	38	..	..	..
	I. All Fuels/Power . . .	6	20	2	3	10	1	8	..	..	..
	(a) Electricity . . .	..	..	..	..	..	..	..	..	..	..
	(b) Liquid Fuel . . .	..	..	..	..	..	..	..	..	..	..
	(c) Coal, Wood & Bagasse ..	6	20	2	3	10	1	8	..	..	..
	(d) Other Power . . .	..	..	..	..	..	..	..	..	..	..
	II. Manual	16	57	6	6	21	4	30	..	..	..
Major Group 23 .	Total . . .	12	42	4	6	22	2	16	..	..	..
	I. All Fuels/Power . . .	6	20	2	3	10	1	8	..	..	..
	(a) Electricity . . .	..	..	..	..	..	..	..	..	..	..
	(b) Liquid Fuel . . .	..	..	..	..	..	..	..	..	..	..
	(c) Coal, Wood & Bagasse .	6	20	2	3	10	1	8	..	..	..
	(d) Other Power . . .	..	..	..	..	..	..	..	..	..	..
	II. Manual	6	22	2	3	12	1	8	..	..	..
Major Group 26 .	Total	4	20	..	2	6	2	14	..	..	..
	I. All Fuels/Power . . .	..	..	..	..	..	..	..	..	..	..
	(a) Electricity . . .	..	..	..	..	..	..	..	..	..	..
	(b) Liquid Fuel . . .	..	..	..	..	..	..	..	..	..	..
	(c) Coal, Wood & Bagasse .	..	..	..	..	..	..	..	..	..	..
	(d) Other Power . . .	..	..	..	..	..	..	..	..	..	..
	II. Manual	4	20	..	2	6	2	14	..	..	..
Major Group 27 .	Total . . .	3	12	1	1	3	1	8	..	..	..
	I. All Fuels/Power . . .	..	..	..	..	..	..	..	..	..	..
	(a) Electricity . . .	..	..	..	..	..	..	..	..	..	..
	(b) Liquid Fuel . . .	..	..	..	..	..	..	..	..	..	..
	(c) Coal, Wood & Bagasse .	..	..	..	..	..	..	..	..	..	..
	(d) Other Power . . .	..	..	..	..	..	..	..	..	..	..
	II. Manual	3	12	1	1	3	1	8	..	..	..
Major Group 29 .	Total	2	2	2	..	..	..	..	..	..	..
	I. All Fuels/Power . . .	..	..	..	..	..	..	..	..	..	..
	(a) Electricity . . .	..	..	..	..	..	..	..	..	..	..
	(b) Liquid Fuel . . .	..	..	..	..	..	..	..	..	..	..
	(c) Coal, Wood & Bagasse .	..	..	..	..	..	..	..	..	..	..
	(d) Other Power . . .	..	..	..	..	..	..	..	..	..	..
	II. Manual	2	2	2	..	..	..	..	..	..	..
Major Group 39.	Total		1	1	..	..	..	..	..	..	..
	I. All Fuels/Power . . .	..	..	..	..	..	..	..	..	..	..
	(a) Electricity . . .	..	..	..	..	..	..	..	..	..	..
	(b) Liquid Fuel . . .	..	..	..	..	..	..	..	..	..	..
	(c) Coal, Wood & Bagasse .	..	..	..	..	..	..	..	..	..	
	(d) Other Power . . .	..	..	..	..	..	..	..	..	..	..
	II. Manual	1	1	1	..	..	..	..	..	..	..

E—II PART C *Distribution of Household Industry establishments classified by industry, fuel/power used and size of employment*—contd.

(ARUNACHAL PRADESH/DISTRICT)

Division/Major Group of NIC	Kind of Fuel or Power used	No. of Household Industry Establishments by size of Employment									
		Total		1 Person	2—4 Persons		5—9 Persons		10—19 Persons		Persons unspecified
		Units	Persons employed	Units	Units	Persons employed	Units	Persons employed	Units	Persons employed	Units
1	2	3	4	5	6	7	8	9	10	11	12
		LOHIT District (Contd.)									
		RURAL									
Divisions 2 & 3.	Total	16	49	7	7	26	2	16	..	..	..
	I. All Fuels/Power	5	17	2	2	7		8	..	..	..
	(a) Electricity	..	..	..	..	..	..	..	..	..	..
	(b) Liquid Fuel	..	..	..	..	..	..	..	..	..	..
	(c) Coal, Wood & Bagasse	5	17	2		7	1	8	..	..	..
	(d) Other Power	..	..	..	..	..	..	..	..	..	..
	II. Manual	11	32	5	5	19	1	8	..	..	..
Major Group 23.	Total	10	31	4	5	19	1	8	..	..	..
	I. All Fuels/Power	5	17	2	2	7	1	8	..	..	..
	(a) Electricity	..	..	..	..	..	..	..	..	..	..
	(b) Liquid Fuel	..	..	..	..	..	..	..	..	..	..
	(c) Coal, Wood & Bagasse	5	17	2	2	7	1	8	..	..	..
	(d) Other Power	..	..	..	..	..	..	..	..	..	..
	II. Manual	5	14	2	3	12	..	..	..	..	..
Major Group 26.	Total	2	12	..	1	4	1	8	..	..	..
	I. All Fuels/Power	..	..	..	..	..	..	..	..	..	..
	(a) Electricity	..	..	..	..	..	..	..	..	..	..
	(b) Liquid Fuel	..	..	..	..	..	..	..	..	..	..
	(c) Coal, Wood & Bagasse	..	..	..	..	..	..	..	..	..	..
	(d) Other Power	..	..	..	..	..	..	..	..	..	..
	II. Manual	2	12	..	1	4	1	8	..	..	..
Major Group 27.	Total	2	4	1	1	3	..	..	..	..	..
	I. All Fuels/Power	..	..	..	..	..	..	..	..	..	..
	(a) Electricity	..	..	..	..	..	..	..	..	..	..
	(b) Liquid Fuel	..	..	..	..	..	..	..	..	..	..
	(c) Coal, Wood & Bagasse	..	..	..	..	..	..	..	..	..	..
	(d) Other Power	..	..	..	..	..	..	..	..	..	..
	II. Manual	2	4	1	1	3	..	..	..	..	..
Major Group 29.	Total	2	2	2	..	..	..	..	..	..	..
	I. All Fuels/Power	..	..	..	..	..	..	..	..	..	..
	(a) Electricity	..	..	..	..	..	..	..	..	..	..
	(b) Liquid Fuel	..	..	..	..	..	..	..	..	..	..
	(c) Coal, Wood & Bagasse	..	..	..	..	..	..	..	..	..	..
	(d) Other Power	..	..	..	..	..	..	..	..	..	..
	II. Manual	2	2	2	..	..	..	..	..	..	..

E—II PART C *Distribution of Household Industry establishments classified by industry, fuel/power used and size of employment*—contd.

(ARUNACHAL PRADESH/DISTRICT)

Division/Major Group of NIC	Kind of Fuel or Power used	No. of Household Industry Establishments by size of Employment									
		Total		1 Person	2—4 Persons		5—9 Persons		10—19 Persons		Persons unspecified
		Units	Persons employed	Units	Units	Persons employed	Units	Persons employed	Units	Persons employed	Units
1	2	3	4	5	6	7	8	9	10	11	12
		LOHIT District (Contd.)									
		URBAN									
Divisions 2 & 3.	Total	6	28	1	2	5	3	22	..	..	..
	I. All Fuels/Power	1	3	..	1	3	..	..	..	..	..
	(a) Electricity	..	..	..	..	..	..	..	..	..	..
	(b) Liquid Fuel	..	..	..	..	..	..	..	..	..	..
	(c) Coal, Wood & Bagasse	1	3	..	1	3	..	..	..	..	..
	(d) Other Power	..	..	..	..	..	..	..	..	..	..
	II. Manual	5	25	1	1	2	3	22	..	..	..
Major Group 23.	Total	2	11	..	1	3	1	8	..	..	..
	II All Fuels/Power	1	3	..	1	3	..	..	..	..	..
	(a) Electricity	..	..	..	..	..	..	..	..	..	..
	(b) Liquid Fuel	..	..	..	..	..	..	..	..	..	..
	(c) Coal, Wood & Bagasse	1	3	..	1	3	..	..	..	..	..
	(d) Other Power	..	..	..	..	..	..	..	..	..	..
	II. Manual	1	8	..	..	..	1	8	..	..	..
Major Group 26.	Total	2	8	..	1	2	1	6	..	..	..
	1. All Fuels/Power	..	..	..	..	..	..	..	..	..	..
	(a) Electricity	..	..	..	..	..	..	..	..	..	..
	(b) Liquid Fuel	..	..	..	..	..	..	..	..	..	..
	(c) Coal, Wood & Bagasse	..	..	..	..	..	..	..	..	..	..
	(d) Other Power	..	..	..	..	..	..	..	..	..	..
	II. Manual	2	8	..	1	2	1	6	..	..	..
Major Group 27.	Total	1	8	..	..	..	1	8	..	..	..
	I. All Fuels/Power	..	..	..	..	..	..	..	..	..	..
	(a) Electricity	..	..	..	..	..	..	..	..	..	..
	(b) Liquid Fuel	..	..	..	..	..	..	..	..	..	..
	(c) Coal, Wood & Bagasse	..	..	..	..	..	..	..	..	..	..
	(d) Other Power	..	..	..	..	..	..	..	..	..	..
	II. Manual	1	8	..	..	..	1	8	..	..	..
Major Group 39.	Total	1	1	1	..	..	..	..	..	..	..
	I. All Fuels/Power	..	..	..	..	..	..	..	..	..	..
	(a) Electricity	..	..	..	..	..	..	..	..	..	..
	(b) Liquid Fuel	..	..	..	..	..	..	..	..	..	..
	(c) Coal, Wood & Bagasse	..	..	..	..	..	..	..	..	..	..
	(d) Other Power	..	..	..	..	..	..	..	..	..	..
	II. Manual	1	1	1	..	..	..	..	..	..	..

E--II--PART C *Distribution of Household Industry establishments classified by industry fuel/power used and size of employment*—contd.

(ARUNACHAL PRADESH/DISTRICT)

Division/ Major Group of N.I.C.	Kind of Fuel or Power used	No. of Household Industry Establishments by size of employment									
		Total		1 person	2—4 persons		5—9 persons		10—19 persons		Persons unspecified
		Units	persons employed	Units	Units	persons employed	Units	persons employed	units	persons employed	Units
1	2	3	4	5	6	7	8	9	10	11	12
		TIRAP DISTRICT									
		TOTAL									
Divisions 2 & 3.	Total	48	173	16	20	55	12	102	..	..	..
	I. All Fuels/Power	5	12	2	3	10	..	..	..	..	..
	(a) Electricity	..	..	..	..	..	..	..	..	..	..
	(b) Liquid Fuel	..	..	..	..	..	..	..	..	..	..
	(c) Coal, Wood & Bagasse	5	12	2	3	10	..	..	..	..	..
	(d) Other Power	..	..	..	..	..	..	..	..	..	..
	II. Manual	43	161	14	17	45	12	102	..	..	..
Major Group 22	Total	3	5	2	1	3	..	..	..	..	..
	I. All Fuels/Poewer	..	..	..	..	..	..	..	..	..	..
	(a) Electricity	..	..	..	..	..	..	..	..	..	..
	(b) Liquid Fuel	..	..	..	..	..	..	..	..	..	..
	(c) Coal, Wood & Bagasse	..	..	..	..	..	..	..	..	..	..
	(d) Other Power	..	..	..	..	..	..	..	..	..	..
	II. Manual	3	5	2	1	3	..	..	..	..	..
Major Group 23	Total	23	88	5	11	22	7	61	..	..	..
	I. All Fuels/Power	..	..	..	..	..	..	..	..	..	..
	(a) Electrcity	..	..	..	..	..	..	..	..	..	..
	(b) Liquid Fuel	..	..	..	..	..	..	..	..	..	..
	(c) Coal. Wood & Bagasse	..	..	..	..	..	..	..	..	..	..
	(d) Other Power	..	..	..	..	..	..	..	..	..	..
	II. Manual	23	88	5	11	22	7	61	..	..	..
Major Group 27.	Total	14	39	7	5	18	2	14	..	..	..
	1. All Fuels/Power	5	12	2	3	10	..	..	..	..	..
	(a) Electr city	..	..	..	..	..	..	..	..	..	..
	(b) Liquid Fuel	..	..	..	..	..	..	..	..	..	..
	(c) Coal, Wood& Bagasse	5	12	2	3	10	..	..	..	..	..
	(d) Other Power	..	..	..	..	..	..	..	..	..	..
	II. Manual	9	27	5	2	8	2	14	..	..	..
Major Group 28.	Total	5	35	..	2	8	3	27	..	..	..
	I. All Fuels/Power	..	..	..	..	..	..	..	..	..	..
	(a) Electricity	..	..	..	..	..	..	..	..	..	..
	(b) Liquid Fuel	..	..	..	..	..	..	..	..	..	..
	(c) Coal, Wood & Bagasse	..	..	..	..	..	..	..	..	..	..
	(d) Other Power	..	..	..	..	..	..	..	..	..	..
	II. Manual	5	35	..	2	8	3	27	..	..	..
Major Group 39 .	Total	3	6	2	1	4	..	..	..	..	..
	I. All Fuels/Power	..	..	..	..	..	..	..	..	..	..
	(a) Electr city	..	..	..	..	..	..	..	..	..	..
	(b) Liquid Fuel	..	..	..	..	..	..	..	..	..	..
	(c) Coal, Wood & Bagasse	..	..	..	..	..	..	..	..	..	..
	(d) Other Power	..	..	..	..	..	..	..	..	..	..
	II. Manual	3	6	2	1	4	..	..	..	..	..

E—II PART C *Distribution of Household Industry establishments classified by industry, fuel/power used and size of employment*—concluded.

(ARUNACHAL PRADESH/DISTRICT)

Division/Major Group of N.I.C.	Kind of Fuel or Power used	No. of Household Industry Establishments by size of Employment									
		Total		1 person	2—4 persons		5—9 persons	10—19 persons			Persons Unspecified
		Units	persons employed	Units	Units	persons employed	Units	persons employed	Units	persons employed	Units
1	2	3	4	5	6	7	8	9	10	11	12
		TIRAP DISTRICT (Contd.)									
		Rural									
Divisions 2 & 3.	Total	48	173	16	20	55	12	102	..	..	..
	I. All Fuels/Power	5	12	2	3	10	..	..	..	..	..
	(a) Electricity	..	..	..	..	..	..	..	..	..	..
	(b) Liquid Fuel	..	..	..	..	..	..	..	..	..	..
	(c) Coal, Wood & Bagasse	5	12	2	3	10	..	..	..	..	..
	(d) Other Power	..	..	..	..	..	..	..	..	..	..
	II. Manual	43	161	14	17	45	12	102	..	..	..
Major Group 22.	Total	3	5	2	1	3	..	..	..	..	..
	I. All Fuels/Power	..	..	..	..	..	..	..	..	..	..
	(a) Electricity	..	..	..	..	..	..	..	..	..	..
	(b) Liquid Fuel	..	..	..	..	..	..	..	..	..	..
	(c) Coal, Wood & Bagasse	..	..	..	..	..	..	..	..	..	..
	(d) Other Power	..	..	..	..	..	..	..	..	..	..
	II. Manual	3	5	2	1	3	..	..	..	..	..
Major Group 23.	Total	23	88	5	11	22	7	61	..	..	..
	I. All Fuels/Power	..	..	..	..	..	..	..	..	..	..
	(a) Electricity	..	..	..	..	..	..	..	..	..	..
	(b) Liquid Fuel	..	..	..	..	..	..	..	..	..	..
	(c) Coal, Wood & Bagasse	..	..	..	..	..	..	..	..	..	..
	(d) Other Power	..	..	..	..	..	..	..	..	..	..
	II. Manual	23	88	5	11	22	7	61	..	..	..
Major Group 27.	Total	14	39	7	5	18	2	14	..	..	..
	I. All Fuels/Power	5	12	2	3	10	..	..	..	..	..
	(a) Electricity	..	..	..	..	..	..	..	..	..	..
	(b) Liquid Fuel	..	..	..	..	..	..	..	..	..	..
	(c) Coal, Wood & Bagasse	5	12	2	3	10	..	..	..	..	..
	(d) Other Power	..	..	..	..	..	..	..	..	..	..
	II. Manual	9	27	5	2	8	2	14	..	..	..
Major Group 28.	Total	5	35	..	2	8	3	27	..	..	..
	I. All Fuels/Power	..	..	..	..	..	..	..	..	..	..
	(a) Electricity	..	..	..	..	..	..	..	..	..	..
	(b) Liquid Fuel	..	..	..	..	..	..	..	..	..	..
	(c) Coal, Wood & Bagasse	..	..	..	..	..	..	..	..	..	..
	(d) Other Power	..	..	..	..	..	..	..	..	..	..
	II. Manual	5	35	..	2	8	3	27	..	..	..
Major Group 39.	Total	3	6	2	1	4	..	..	..	..	..
	I. All Fuels/Power	..	..	..	..	..	..	..	..	..	..
	(a) Electricity	..	..	..	..	..	..	..	..	..	..
	(b) Liquid Fuel	..	..	..	..	..	..	..	..	..	..
	(c) Coal, Wood & Bagasse	..	..	..	..	..	..	..	..	..	..
	(d) Other Power	..	..	..	..	..	..	..	..	..	..
	II. Manual	3	6	2	1	4	..	..	..	..	..

E—II PART C. I. *Distribution of* 1000 *establishments which are Household Industries in each Division/Major Group of NIC and kind of fuel/power used and size of employment.*

(ARUNACHAL PRADESH/DISTRICT)

Division/Major Group of N.I.C.	Kind of Fuel or Power used	No. of Household Industry Establishment by size of Employment					
		Total	1 Person	2—4 Persons	5—9 Persons	10—19 Persons	Persons Unspecified
1	2	3	4	5	6	7	8
	ARUNACHAL PRADESH						
	Total						
Division 2 & 3	Total	1,000	372	400	211	17	..
	I. All Fuels/Power	150	50	72	22	6	..
	(a) Electricity	..	..	..	..	..	..
	(b) Liquid Fuel	..	..	..	..	..	..
	(c) Coal, Wood & Bagasse	150	50	72	22	6	..
	(d) Other Power	..	..	..	..	..	..
	II. Manual	850	322	328	189	11	..
Major Group 22	Total	1,000	400	400	200	..	..
	I. All Fuels/Power	..	..	..	..	..	..
	(a) Electricity	..	..	..	..	..	..
	(b) Liquid Fuel	..	..	..	..	..	..
	(c) Coal, Wood & Bagasse	..	..	..	..	..	..
	(d) Other Power	..	..	..	..	..	..
	II. Manual	1,000	400	400	200	..	..
Major Group 23	Total	1,000	298	463	209	30	..
	I. All Fuels/Power	254	74	120	45	15	..
	(a) Electricity	..	..	..	..	..	..
	(b) Liquid Fuel	..	..	..	..	..	..
	(c) Coal, Wood & Bagasse	254	74	120	45	15	..
	(d) Other Power	..	..	..	..	..	..
	II. Manual	746	224	343	164	15	..
Major Group 25	Total	1,000	500	300	200	..	..
	I. All Fuels/Power	150	100	50	..	..	..
	(a) Electricity	..	..	..	..	..	..
	(b) Liquid Fuel	..	..	..	..	..	..
	(c) Coal, Wood & Bagasse	150	100	50	..	..	..
	(d) Other Power	..	..	..	..	..	..
	II. Manual	850	400	250	200	..	..

E—II PART C. I. *Distribution of* 1000 *establishments which are Household Industries in each Division/Major Group of NIC and kind of fuel/power used and size of employment*—contd.

(ARUNACHAL PRADESH/DISTRICT)

Division/Major Group of N.I.C.	Kind of Fuel or Power used	No. of Household Industry Establishments by size of Employment					
		Total	1 Persons	2—4 Persons	5—9 Persons	10—19 Persons	Persons Unspecified
1	2	3	4	5	6	7	8
	ARUNACHAL PRADESH (contd)						
	Total (contd)						
Major Group 26	Total	1,000	..	667	333	..	..
	I. All Fuels/Power	222	..	111	111	..	..
	(a) Electricity	..	..	..	..	..	..
	(b) Liquid Fuel	..	..	..	..	..	..
	(c) Coal, Wood & Bagasse	222	..	111	111	..	..
	(d) Other Power	..	..	..	..	..	..
	II. Manual	778	..	556	222	..	..
Major Group 27	Total	1,000	380	360	240	20	..
	I. AllFuels/Power	100	40	60	..	..	..
	(a) Electricity	..	..	..	..	..	..
	(b) Liquid Fuel	..	..	..	..	..	..
	(c) Coal, Wood & Bagasse	100	40	60	..	..	..
	(d) Other Power	..	..	..	..	..	..
	II. Manual	900	340	300	240	20	..
Major Group 28	Total	1,000	..	400	600	..	..
	I. All Fuels/Power	..	..	..	..	..	..
	(a) Electricity	..	..	..	..	..	..
	(b) Liquid Fuel	..	..	..	..	..	..
	(c) Coal, Wood & Bagasse	..	..	..	..	..	..
	(d) Other Power	..	..	..	..	..	..
	II. Manual	1,000	..	400	600	..	..
Major Group 29	Total	1,000	667	222	111	..	..
	I. All Fuels/Power	..	..	..	..	..	..
	(a) Electricity	..	..	..	..	..	..
	(b) Liquid Fuel	..	..	..	..	..	..
	(c) Coal, Wood & Bagasse	..	..	..	..	..	..
	(d) Other Power	..	..	..	..	..	..
	II. Manual	1,000	667	222	111	..	..
Major Group 39	Total	1,000	667	333	..	..	..
	I. AllFuels/Power	..	..	..	..	..	..
	(a) Electricity	..	..	..	..	..	..
	(b) Liquid Fuel	..	..	..	..	..	..
	(c) Coal, Wood & Bagasse	..	..	..	..	..	..
	(d) Other Power	..	..	..	..	..	..
	II. Manual	1,000	667	333	..	..	..

E II—PART C. I. *Distribution of* 1000 *establishments which are Household Industries in each Division/Major Group of NIC and kind of fuel/power used and size of employment*—contd.

(ARUNACHAL PRADESH/DISTRICT)

Division/Major Group of N.I.C.	Kind of Fuel or Power used	No. of Household Industry Establishments by size of Employment					
		Total	1 Person	2—4 Persons	5—9 Persons	10—19 Persons	Persons Unspecified
1	2	3	4	5	6	7	8
	ARUNACHAL PRADESH (contd)						
	RURAL						
Division	Total	1,000	415	401	184	..	..
2 & 3	I. All Fuels/Power	145	60	72	13	..	..
	(a) Electricity	..	..	..	..	..	..
	(b) Liquid Fuel	..	..	..	..	..	..
	(c) Coal, Wood & Bagasse	145	60	72	13	..	..
	(d) Other Power	..	..	..	..	..	..
	II. Manual	855	355	329	171	..	..
Major Group 22	Total	1,000	667	333	..	..	..
	I. All Fuels/Power	..	..	..	..	..	..
	(a) Electricity	..	..	..	..	..	..
	(b) Liquid Fuel	..	..	..	..	..	..
	(c) Coal, Wood & Bagasse	..	..	..	..	..	..
	(d) Other Power	..	..	..	..	..	..
	II. Manual	1,000	667	333	..	..	..
Major Group 23	Total	1,000	339	475	186	..	..
	I. AllFuels/Power	237	85	119	33	..	..
	(a) Electricity	..	..	..	..	..	..
	(b) Liquid Fuel	..	..	..	..	..	..
	(c) Coal, Wood & Bagasse	237	85	119	33	..	..
	(d) Other Power	..	..	..	..	..	..
	II. Manual	763	254	356	153	..	..
Major Group 25	Total	1,000	500	300	200	..	..
	I. All Fuels/Power	150	100	50	..	..	..
	(a) Electricity	..	..	..	..	..	..
	(b) Liquid Fuel	..	..	..	..	..	..
	(c) Coal, Wood & Bagasse	150	100	50	..	..	..
	(d) Other Power	..	..	..	..	..	..
	II. Manual	850	400	250	200	..	

E—II PART C. I. *Distribution of* 1000 *establishments which are Household Industries in each Division/Major Group of NIC and kind of fuel/power used and size of employment*—contd.

(ARUNACHAL PRADESH/DISTRICT)

Division/Major Group of N.I.C.	Kind of Fuel or Power Used	No. of Household Industry Establishments by size of Employment					
		Total	1 Person	2—4 Persons	5—9 Persons	10—19 Persons	Persons Unspecified
1	2	3	4	5	6	7	8
		ARUNACHAL PRADESH (contd)					
		RURAL (contd)					
Major Group 26	Total	1,000	..	750	250	..	..
	I. All Fuels/Power	..	..	..	..	..	..
	(a) Electricity	..	..	..	..	..	..
	(b) Liquid Fuel	..	..	..	..	..	..
	(c) Coal, Wood & Bagasse	..	..	..	..	..	..
	(d) Other Power	..	..	..	..	..	..
	II. Manual	1,000	..	750	250	..	..
Major Group 27	Total	1,000	422	378	200	..	..
	I. All Fuels/Power	111	44	67	..	..	..
	(a) Electricity	..	..	..	..	..	..
	(b) Liquid Fuel	..	..	..	..	..	..
	(c) Coal, Wood & Bagasse	111	44	67	..	..	..
	(d) Other Power	..	..	..	..	..	..
	II. Manual	889	378	311	200	..	..
Major Group 28	Total	1,000	..	400	600	..	..
	I. All Fuels/Power	..	..	..	..	..	..
	(a) Electricity	..	..	..	..	..	..
	(b) Liquid Fuel	..	..	..	..	..	..
	(c) Coal, Wood & Bagasse	..	..	..	..	..	..
	(d) Other Power	..	..	..	..	..	..
	II. Manual	1,000	..	400	600	..	..
Major Group 29	Total	1,000	833	167	..	..	..
	I. All Fuels/Power	..	..	..	..	..	..
	(a) Electricity	..	..	..	..	..	..
	(b) Liquid Fuel	..	..	..	..	..	..
	(c) Coal, Wood & Bagasse	..	..	..	..	..	..
	(d) Other Power	..	..	..	..	..	..
	II. Manual	1,000	833	167	..	..	..
Major Group 39	Total	1,000	700	300	..	..	..
	I. All Fuels/Power	..	..	..	..	..	..
	(a) Electricity	..	..	..	..	..	..
	(b) Liquid Fuel	..	..	..	..	..	..
	(c) Coal, Wood & Bagasse	..	..	..	..	..	..
	(d) Other Power	..	..	..	..	..	..
	II. Manual	1,000	700	300	..	..	..

E—II PART C. I. *Distribution of* 1000 *establishments which are Household Industries in each Division/Major Group of NIC and kind of fuel/power used and size of employment*—contd.

(ARUNACHAL PRADESH/DISTRICT)

Division/Major Group of NIC	Kind of Fuel or Power used	No. of Household Industries Establishments by size of Employment					
		Total	1 Person	2—4 Persons	5—9 Persons	10—19 Persons	Persons Unspecified
1	2	3	4	5	6	7	8
	ARUNACHAL PRADESH (contd)						
	URBAN						
Division 2 & 3	Total	1,000	143	393	357	107	..
	I. All Fuels/Power	179	..	72	71	36	..
	(a) Electricity	..	..	..	..	..	..
	(b) Liquid Fuel	..	..	..	..	..	..
	(c) Coal, Wood & Bagasse	179	..	72	71	36	..
	(d) Other Power	..	..	..	..	..	.
	II. Manual	821	143	321	286	71	..
Major Group 22	Total	1,000	..	500	500	..	..
	I. All Fuels/Power	..	..	..	..	..	..
	(a) Electricity	..	..	..	..	..	..
	(b) Liquid Fuel	..	..	..	..	..	..
	(c) Coal, Wood & Bagasse	..	..	..	..	..	..
	(d) Other Power	..	..	..	..	..	..
	II. Manual	1,000	..	500	500	..	..
Major Group 23	Total	1,000	..	375	375	250	..
	I. All Fuels/Power	375	..	125	125	125	..
	(a) Electricity	..	..	..	..	..	..
	(b) Liquid Fuel	..	..	..	..	..	..
	(c) Coal, Wood & Bagasse	375	..	125	125	125	..
	(d) Other Power	..	..	..	..	..	..
	II. Manual	625	..	250	250	125	..
Major Group 26	Total	1,000	..	600	400	..	..
	I. All Fuels/Power	400	..	200	200	..	..
	(a) Electricity	..	..	..	..	..	..
	(b) Liquid Fuel	..	..	..	..	..	..
	(c) Coal, Wood & Bagasse	400	..	200	200	..	..
	(d) Other Power	..	..	..	..	..	..
	II. Manual	600	..	400	200	..	..

E—II PART C. I. *Distribution of* 1000 *establishments which are Household Industries in each Division/Major Group of NIC and kind of fuel/power used and size of employment*—contd.

(ARUNACHAL PRADESH/DISTRICT)

Division/Major Group of NIC	Kind of Fuel or power Used	No. of Household Industry Establishments by size of Employment					
		Total	1 Person	2—4 Persons	5—9 Persons	10—19 Persons	Persons Unspecified
1	2	3	4	5	6	7	8
		ARUNACHAL PRADESH (contd)					
		URBAN (contd)					
Major Group 27	Total	1,000	..	200	600	200	..
	I. All Fuels/Power	..	..	..	..	..	..
	(a) Electricity	..	..	..	..	..	..
	(b) Liquid Fuel	..	..	..	..	..	..
	(c) Coal, Wood & Bagasse	..	..	..	..	..	..
	(d) Other Power	..	..	..	..	..	..
	II. Manual	1,000	..	200	600	200	..
Major Group 29	Total	1,000	334	333	333	..	..
	I. All Fuels/Power	..	..	..	..	..	..
	(a) Electrciity	..	..	..	..	..	..
	(b) Liquid Fuel	..	..	..	..	..	..
	(c) Coal, Wood & Bagasse	..	..	..	..	..	
	(d) Other Power	..	..	..	..	..	..
	II. Manual	1,000	334	333	333	..	..
Major Group 39	Total	1,000	600	400	..	..	..
	I. All Fuels/Power	.	...	..	..	..	..
	(a) Electricity	..	..	..	..	..	..
	(b) Liquid Fuel	..	..	..	..	..	..
	(c) Coal, Wood & Bagasse	..	..	..	..	..	..
	(d) Other Power	..	..	..	..	..	..
	II. Manual	1,000	600	400	..	..	..

E—II PART C. I. *Distribution of 1000 establishments which are Household Industries in each Division/Major Group of NIC and kind of fuel/power used and size of employment*—contd.

(AUNACHAL PRADESH/DISTRICT)

Division/Major Group of NIC	Kind of Fuel or Power used	No. of Household Industry Establishments by size of Employment					
		Total	1 Person	2—4 Persons	5—9 Persons	10—19 Persons	Persons Unspecified
1	2	3	4	5	6	7	8
		KAMENG DISTRICT					
		TOTAL					
Division 2 & 3	Total	1,000	460	320	200	20	..
	I. All Fuels/Power	80	40	40	..	..	..
	(a) Electricity	--	--	--	..	..	..
	(b) Liquid Fuel	..	..	..	..	..	..
	(c) Coal, Wood & Bagasse	80	40	40	..	..	..
	(d) Other Power	..	..	..	..	..	..
	II. Manual	920	420	280	200	20	..
Major Group 23	Total	1,000	500	250	..	250	..
	I. All Fuels/Power	250	..	250	..	..	..
	(a) Electricity	..	..	..	..	..	..
	(b) Liquid Fuel	..	..	..	..	..	..
	(c) Coal Wood & Bagasse	250	..	250	..	..	..
	(d) Other Power	..	..	..	..	..	..
	II. Manual	750	500	..	..	250	..
Major Group 25	Total	1,000	500	300	200	..	..
	I. All Fuels/Power	150	100	50	..	..	..
	(a) Electricity	..	..	..	..	..	..
	(b) Liquid Fuel	..	..	..	..	..	..
	(c) Coal, Wood & Bagasse	150	100	50	..	..	..
	(d) Other Power	..	..	..	..	..	..
	II. Manual	850	400	250	200	..	..
Major Group 27	Total	1,000	381	333	286	..	..
	I. All Fuels/Power	..	..	..	..	..	..
	(a) Electricity	..	..	..	..	..	..
	(b) Liquid Fuel	..	..	..	..	..	..
	(c) Coal, Wood & Bagasse	..	..	..	..	..	..
	(d) Other Power	..	..	..	..	..	..
	II. Manual	1,000	381	333	286	..	..
Major Group 29	Total	1,000	600	400	..	..	..
	I. All Fuels/Power	..	..	..	..	..	..
	(a) Electricity	..	..	..	..	..	..
	(b) Liquid Fuel	..	..				
	(c) Coal, Wood & Bagasse						
	(d) Other Power	..	..	..	..	..	..
	II. Manual	1,000	600	400	..	..	..

E–II PART C. I. *Distribution of* 1000 *establishments which are Household Industries in each Division/Major Group of NIC and kind of fuel/power used and size of employment*—contd.

(ARUNACHAL PRADESH/DISTRICT)

Division/Major Group of NIC	Kind of Fuel or Power used	No. of Household Industry Establishments size of Employment					
		Total	1 Person	2—4 Persons	5—9 Persons	10—19 Persons	Persons Unspecified
1	2	3	4	5	6	7	8
		KAMENG DISTRICT (contd)					
		RURAL					
Division 2 & 3	Total	1,000	489	319	192	..	..
	I. All Fuels/Power	85	42	43	..	..	..
	(a) Electricity	..	..	..	..	..	..
	(b) Liquid Fuel	..	..	..	..	..	..
	(c) Coal, Wood & Bagasee	85	42	43	..	..	..
	(d) Other Power	..	..	..	..	..	..
	II. Manual	915	447	276	192	..	..
Major Group 23	Total	1,000	667	333	..	..	..
	I. All Fuels/Power	333	..	333	..	..	..
	(a) Electricity	..	..	..	..	..	..
	(b) Liquid Fuel	..	..	..	..	..	..
	(c) Coal, Wood & Bagasse	333	..	333	..	..	..
	(d) Other Power	..	..	..	..	..	..
	II. Manual	667	667	..	..	..	..
Major Group 25	Total	1,000	500	300	200	..	..
	I. All Fuels/Power	150	100	50	..	..	..
	(a) Electricity	..	..	..	..	..	..
	(b) Liquid Fuel	..	..	..	..	..	..
	(c) Coal, Wood & Bagasse	150	100	50	..	..	..
	(d) Other Power	..	..	..	..	..	..
	II. Manual	850	400	250	200	..	..
Major Group 27	Total	1,000	400	350	250	..	..
	I. All Fuels/Power	..	..	..	..	..	..
	(a) Electricity	..	..	..	..	..	..
	(b) Liquid Fuel	..	..	..	..	..	..
	(c) Coal, Wood & Bagasse	..	..	..	..	..	..
	(d) Other Power	..	..	..	..	..	..
	II. Manual	1,000	400	350	250	..	..
Major Group 29	Total	1,000	750	250	..	..	..
	I. All Fuels/Power	..	..	..	..	..	..
	(a) Electricity	..	..	..	..	..	..
	(b) Liquid Fuel	..	..	..	..	..	..
	(c) Coal, Wood & Bagasse	..	..	..	..	..	..
	(d) Other Power	..	..	..	..	..	..
	II. Manual	1,000	750	250	..	..	..

E—II PART C. I *Distribution of* 1000 *establishments which are Household Industry in each Division/Major Group of NIC and kind of fuel/power used and size of employment*—contd.

(ARUNACHAL PRADESH/ DISTRICT)

Division/Major Group of NIC	Kind of Fuel or Power used	No. of Household Industry Establishments by size of Employment					
		Total	1 Person	2—4 Persons	5—9 Persons	10—19 Persons	Persons Unspecified
1	2	3	4	5	6	7	8
		KAMENG DISTRICT (Contd) URBAN					
Division 2 & 3	Total	1,000	..	333	333	334	..
	I. All Fuels/Power	..	..	..	..	..	..
	(a) Electricity	..	..	..	..	..	..
	(b) Liquid Fuel	..	..	..	..	..	..
	(c) Coal, Wood & Bagasse	..	..	..	..	..	..
	(d) Other Power	..	..	..	..	..	..
	II. Manual	1,000	..	333	333	334	..
Major Group 23	Total	1,000	..	..	..	1,000	..
	I. All Fuels/Power	..	..	..	..	..	..
	(a) Electricity	..	..	..	..	..	..
	(b) Liquid Fuel	..	..	..	..	..	..
	(c) Coal, Wood & Bagasse	..	..	..	..	..	..
	(d) Other Power	..	..	..	..	..	..
	II. Manual	1,000	..	..	..	1,000	..
Major Group 27	Total	1,000	..	..	1,000	..	..
	I. All Fuels /Power	..	..	..	..	..	..
	(a) Electricity	..	..	..	..	..	..
	(b) Liquid Fuel	..	..	..	..	..	..
	(c) Coal, Wood & Bagasse	..	..	..	..	..	..
	(d) Other Power	..	..	..	..	..	..
	II. Manual	1,000	..	..	1,000	..	..
Major Group 29	Total	1,000	..	1,000	..	..	..
	I. All Fuels/Power	..	..	..	..	..	..
	(a) Electricity	..	..	..	..	..	..
	(b) Liquid Fuel	..	..	..	..	..	..
	(c) Coal, Wood & Bagasse	..	..	..	..	..	..
	(d) Other Power	..	..	..	..	..	..
	II. Manual	1,000	..	1,000	..	..	..

E—II PART C. I *Distribution of* 1000 *establishments which are Household Industry in each Division/Major Group of NIC and kind of fuel/power used and size of employment*—contd.

(ARUNACHAL PRADESH/DISTRICT)

Division/Major Group of NIC	Kind of Fuel or Power used	No. of Household Industry Establishments by size of Employment					
		Total	1 Person	2—4 Persons	5—9 Persons	10—19 Persons	Persons Unspecified
1	2	3	4	5	6	7	8
		SUBANSIRI DISTRICT					
		TOTAL					
Division 2 & 3	Total	1,000	450	450	100	..	..
	I. All Fuels/Power	150	100	50	..	..	..
	(a) Electricity	..	..	..	..	..	..
	(b) Liquid Fuel	..	..	..	..	..	..
	(c) Coal, Wood & Bagasse	150	100	50	..	..	..
	(d) Other Power	..	..	..	..	..	..
	II. Manual	850	350	400	100	..	..
Major Group 23	Total	1,000	444	556	..	..	..
	I. All Fuels/Power	333	222	111	..	..	..
	(a) Electricity	..	..	..	..	..	..
	(b) Liquid Fuel	..	..	..	..	..	..
	(c) Coal, Wood & Bagasse	333	222	111	..	..	..
	(d) Other Power	..	..	..	..	..	..
	II. Manual	667	222	445	..	..	..
Major Group 26	Total	1,000	..	1,000	..	..	..
	I. All Fuels/Power	..	..	..	..	..	..
	(a) Electricity	..	..	..	..	..	..
	(b) Liquid Fuel	..	..	..	..	..	..
	(c) Coal, Wood & Bagasse	..	..	..	..	..	..
	(d) Other Power	..	..	..	..	..	..
	II. Manual	1,000	..	1,000	..	..	..
Major Group 27	Total	1,000	250	250	500	..	..
	I. All Fuels/Power	..	..	..	..	..	..
	(a) Electricity	..	..	..	..	..	..
	(b) Liquid Fuel	..	..	..	..	..	..
	(c) Coal, Wood & Bagasse	..	..	..	..	..	..
	(d) Other Power	..	..	..	..	..	..
	II. Manual	1,000	250	250	500	..	..
Major Group 39	Total	1,000	800	200	..	..	..
	I. All Fuels/Power	..	..	..	..	..	..
	(a) Electricity	..	..	..	..	..	..
	(b) Liquid Fuel	..	..	..	..	..	..
	(c) Coal, Wood & Bagasse	..	..	..	..	..	..
	(d) Other Power	..	..	..	..	..	..
	II. Manual	1,000	800	200	..	..	..

E—II PART C. I *Distribution of* 1000 *establishments which are Household Industries in each Division/Major Group of NIC and kind of fuel/power used and size of employment*—contd.

(ARUNACHAL PRADESH/DISTRICT)

Division/Major Group of NIC	Kind of Fuel or Power used	No. of Household Industry Establishments by size of Employment					
		Total	1 Person	2—4 Persons	5—9 Persons	10—19 Persons	Persons Unspecified
1	2	3	4	5	6	7	8
		SUBANSIRI DISTRICT (Contd.)					
		RURAL					
Division 2 & 3	Total	1,000	450	450	100	..	..
	I. All Fuels/Power	150	100	50	..	..	..
	(a) Electricity	..	..	..	..	..	..
	(b Liquid Fuel	..	..	..	..	..	..
	(c) Coal, Wood & Bagasse	150	100	50	..	..	..
	(d) Other Power	..	..	..	..	..	..
	II. Manual	850	350	400	100	..	..
Major Group 23	Total	1,000	444	556	..	..	..
	I. All Fuels/Power	333	222	111	..	..	..
	(a) Electricity	..	..	..	..	..	..
	(b) Liquid Fuel	..	..	..	..	..	..
	(c) Coal, Wood & Bagasse	333	222	111	..	..	..
	(d) Other Power	..	..	..	..	..	..
	II. Manual	667	222	445	..	..	..
Major Group 26	Total	1,000	..	1,000	..	..	..
	I. All Fuels/Power	..	..	..	..	..	..
	(a) Electricity	..	..	..	..	..	..
	(b) Liquid Fuel	..	..	..	..	..	..
	(c) Coal, Wood & Bagasse	..	..	..	..	..	..
	(d) Other Power	..	..	..	..	..	..
	II. Manual	1,000	..	1,000	..	..	..
Major Group 27	Total	1,000	250	250	500	..	..
	I. All Fuels/Power	..	..	..	..	..	..
	(a) Electricity	..	..	..	..	..	..
	(b) Liquid Fuel	..	..	..	..	..	..
	(c) Coal, Wood & Bagasse	..	..	..	..	..	..
	(d) Other Power	..	..	..	..	..	..
	II. Manual	1,000	250	250	500	..	..
Major Group 39	Total	1,000	800	200	..	..	..
	I. All Fuels/Power	..	..	..	..	..	..
	(a) Electricity	..	..	..	..	..	..
	(b) Liquid Fuel	..	..	..	..	..	..
	(c) Coal, Wood & Bagasse	..	..	..	..	..	..
	(d) Other Power	..	..	..	..	..	..
	II. Manual	1,000	800	200	..	..	..

E—II PART C. I *Distribution of 1000 establishments which are Household Industries in each Division/Major Group of NIC and kind of fuel/power used and size of employment*—contd.

(ARUNACHAL PRADESH/DISTRICT)

Division/ Major Group of NIC	Kind of Fuel or Power used	No. of Household Industry Establishments by size of Employment					
		Total	1 person	2—4 Persons	5—9 Persons	10—19 Persons	Persons Unspecified
1	2	3	4	5	6	7	8
		SIANG DISTRICT					
		TOTAL					
Division 2 & 3	Total	1,000	275	450	225	50	..
	I. All Fuels/Power	225	25	100	75	25	..
	(a) Electricity	..	..	..	..	..	..
	(b) Liquid Fuel	..	..	..	..	..	..
	(c) Coal, Wood & Bagasse	225	25	100	75	25	..
	(d) Other Power	..	..	..	..	..	..
	II. Manual	775	250	350	150	25	..
Major Group 22	Total	1,000	..	500	500	..	..
	I. All Fuels/Power	..	..	..	..	..	..
	(a) Electricity	..	..	..	..	..	..
	(b) Liquid Fuel	..	..	..	..	..	..
	(c) Coal, Wood & Bagasse	..	..	..	..	..	..
	(d) Other Power	..	..	..	..	..	..
	II. Manual	1,000	..	500	500	..	..
Major Group 23	Total	1,000	263	421	263	53	..
	I. All Fuels/Power	369	53	158	105	53	..
	(a) Electricity	..	..	..	..	..	..
	(b) Liquid Fuel	..	..	..	..	..	..
	(c) Coal, Wood & Bagasse	369	53	158	105	53	..
	(d) Other Power	..	..	..	..	..	..
	II. Manual	631	210	263	158	..	..
Major Group 26	Total	1,000	..	667	333	..	..
	I. All Fuels/Power	667	..	334	333	..	..
	(a) Electricity	--	--	--	..	..	..
	(b) Liquid Fuel	..	..	..	..	..	..
	(c) Coal, Wood & Bagasse	667	..	334	333	..	..
	(d) Other Power	..	..	..	..	..	..
	II. Manual	333	..	333	..	..	..

E—II PART C. I *Distribution of* 1000 *establishments which are Household Industries in each Division/Major Group of NIC and kind of fuel/power used and size of employment*—contd.

(ARUNACHAL PRADESH/DISTRICT)

Division Major/Group of NIC	Kind of Fuel or Power used	No. of Household Industry Establishments size of Employment					
		Total	1 Person	2—4 Persons	5—9 Persons	10—19 Persons	Persons Unspecified
1	2	3	4	5	6	7	8
		SIANG DISTRICT (Contd.)					
		TOTAL (contd)					
Major Group 27	Total	1,000	250	500	125	125	..
	I. All Fuels/Power	..	..	..	..	..	..
	(a) Electricity	..	..	..	..	..	..
	(b) Liquid Fuel	..	..	..	..	..	..
	(c) Coal, Wood & Bagasse	..	..	..	..	..	..
	(d) Other Power	..	..	..	..	..	..
	II. Manual	1,000	250	500	125	125	..
Major Group 29	Total	1,000	500	..	500	..	..
	I. All Fuels/Power	..	..	..	..	..	..
	(a) Electricity	..	..	..	..	..	..
	(b) Liquid Fuel	..	..	..	..	..	..
	(c) Coal, Wood & Bagasse	..	..	..	..	..	..
	(d) Other Power	..	..	..	..	..	..
	II. Manual	1,000	500	..	500	..	..
Major Group 39	Total	1,000	500	500	..	..	..
	I. All Fuels/Power	..	..	..	..	..	..
	(a) Electricity	..	..	..	..	..	..
	(b) Liquid Fuel	..	..	..	..	..	..
	(c) Coal, Wood & Bagasse	..	..	..	..	..	..
	(d) Other Power	..	..	..	..	..	..
	II. Manual	1,000	500	500	..	..	..

E—II PART C. I *Distribution of* 1000 *establishments which are Household Industries in each Division/Major Group of NIC and kind of fuel/power used and size of employment—contd.*

(ARUNACHAL PRADESH/DISTRICT)

Division/ Major Group of NIC	Kind of Fuel or Power used	No. of Household Industry Establishments by size of Employment					
		Total	1 Person	2—4 Persons	5—9 Persons	10—19 Persons	Persons Unspecified
1	2	3	4	5	6	7	8
		SIANG DISTRICT (Contd.)					
		RURAL					
Division 2 & 3	Total	1,000	381	476	143	..	..
	I. All Fuels/Power	238	47	143	48	..	..
	(a) Electricity	..	..	..	..	..	..
	(b) Liquid Fuel	..	..	..	..	..	..
	(c) Coal, Wood & Bagasse	238	47	143	48	..	..
	(d) Other Power	..	..	..	..	..	..
	II. Manual	762	334	333	95	..	..
Major Group 23	Total	1,000	357	429	214	..	..
	I. All Fuels/Power	357	72	214	71	..	..
	(a) Electricity	..	..	..	..	..	..
	(b) Liquid Fuel	..	..	..	..	..	..
	(c) Coal, Wood & Bagasse	357	72	214	71	..	..
	(d) Other Power	..	..	..	..	..	..
	II. Manual	643	285	215	143	..	..
Major Group 27	Total	1,000	400	600	..	..	..
	I. All Fuels/Power	..	..	..	..	..	..
	(a) Electricity	..	..	..	..	..	..
	(b) Liquid Fuel	..	..	..	..	..	..
	(c) Coal, Wood & Bagasse	..	..	..	..	..	..
	(d) Other Power	..	..	..	..	..	..
	II. Manual	1,000	400	600	..	..	..
Major Group 39	Total	1,000	500	500	..	..	..
	I. All Fuels/Power	..	..	..	..	..	..
	(a) Electricity	..	..	..	..	..	..
	(b) Liquid Fuel	..	..	..	..	..	..
	(c) Coal, Wood & Bagasse	..	..	..	..	..	..
	(d) Other Power	..	..	..	..	..	..
	II. Manual	1,000	500	500	..	..	..

E—II PART C. I *Distribution of* 1000 *establishments which are Household Industries in each Division/Major Group of NIC and kind of fuel/power used and size of employment—contd.*

(ARUNACHAL PRADESH/DISTRICT)

Division/ Major Group of NIC	Kind of Fuel or Power used	No. of Household Industry Establishments by size of Employmene					
		Total	1 Person	2—4 Persons	5—9 Persons	10—19 Persons	Persons Unspecified
1	2	3	4	5	6	7	8
		SIANG DISTRICT (Contd.)					
		URBAN					
Division 2 & 3	Total	1,000	158	421	316	105	..
	I. All Fuels/Power	211	..	53	105	53	..
	(a) Electricity	..	..	..	—	..	..
	(b) Liquid Fuel	..	..	..	..	—	..
	(c) Coal, Wood & Bagasse	211	..	53	105	53	..
	(d) Other Power	..	..	..	..	..	..
	II. Manual	789	158	368	211	52	..
Major Group 22	Total	1,000	..	500	500	..	..
	I. All Fuels/Power	..	..	..	..	..	..
	(a) Electricity	..	..	..	—	—	..
	(b) Liquid Fuel	..	..	..	..	..	..
	(c) Coal, Wood & Bagasse	..	..	..	—	—	..
	(d) Other Power	..	..	..	—	—	..
	II. Manual	1,000	..	500	500	—	..
Major Group 23	Total	1,000	..	400	400	200	..
	I. All Fuels/Power	400	..	..	200	200	..
	(a) Electricity	..	..	..	..	—	..
	(b) Liquid Fuel	..	..	..	..	..	..
	(c) Coal, Wood & Bagasse	400	..	..	200	200	..
	(d) Other Power	..	..	..	..	—	
	II. Manual	600	..	400	200	—	..
Major Group 26	Total	1,000	..	667	333	..	..
	I. All Fuels/Power	667	..	334	333	..	..
	(a) Electricity	..	..	..	..	—	..
	(b) Liquid Fuel	..	..	..	..	—	.
	(c) Coal, Wood & Bagasse	667	..	334	333	—	..
	(d) Other Power	..	..	..	..	—	..
	II. Manual	333	..	333	..	—	..

E.II PART C.I *Distribution of* 1000 *establishments which are Household dustries in each/Division Major/Group of NIC and kind of fuel/power used and size of employment—contd..*

(ARUNACHAL PRADESH/DISTRICT)

Division/ major Group of NIC	Kind of Fuel or Power used	No of Household Industry Establishments by size of Employment					
		Total	1 Person	2–4 Persons	5—9 Persons	10—19 Persons	Persons Unspecified
1	2	3	4	5	6	7	8
		SIANG District (Contd.)					
		URBAN (Contd.)					
Major Group 27	Total	1,000	..	333	333	334	..
	I. All Fuels/Power . . .	..	..	..	..	..	..
	(a) Electricity	..	..	..	..	..	
	(b) Liquid Fuel . . .	..	..	..	..	..	..
	(c) Coal, Wood & Bagasse .	..	..	..	..	..	..
	II. Manual	1,000	..	333	333	334	..
Major Group 29	Total	1,000	500	..	500	..	..
	I. AllFuels/Power . . .	..	..	..	..	..	..
	(a) Electricity	..	..	..	..	..	..
	(b) Liquid Fuel . . .	..	..	..	..	..	..
	(c) Coal, Wood & Bagasse .	..	..	..	..	..	..
	(d) Other Power . . .	..	..	..	..	..	..
	I. Manual	1,000	500	..	500	..	..
Major Group 39	Total	1,000	500	500	..	..	..
	I. AllFuels/Power . . .	..	..	..	..	..	..
	(a) Electricity	..	..	..	..	..	..
	(b) Liquid Fuel . . .	..	..	..	..	..	..
	(c) Coal, Wood & Bagasse .	..	..	..	..	..	..
	(d) Other Power . . .	..	..	..	..	..	..
	II. Manual	1,000	500	500	..	..	..

E—II PART C. I *Distribution of* 1000 *etsablishments which are Household Industries in each Division/Majcr Group of NIC and kind of fuel/power used and size of employment—contd.*

(ARUNACHAL PRADESH/DISTRICT)

Division/ Major Group of NIC	Kind of Fuel or Power used	No. of Household Industry Establishments by size of Employment					
		Total	1 Person	2—4 Persons	5—9 Persons	10—19 Persons	Persons Unspecified
1	2	3	4	5	6	7	8
		LOHIT DISTRICT					
		TOTAL					
Division 2 & 3	Total	1,000	364	409	227	..	..
	I. All Fuels/Power	273	91	136	46	..	..
	(a) Electricity	..	..	..	..	..	..
	(b) Liquid Fuel	..	..	..	..	..	..
	(c) Coal, Wood & Bagasse	273	91	136	46	..	..
	(d) Other Power	..	..	..	..	..	..
	II. Manual	727	273	273	181	..	..
Major Group 23	Total	1,000	333	500	167	..	..
	I. All Fuels/Power	500	166	250	84	..	..
	(a) Electricity	..	..	..	..	..	..
	(b) Liquid Fuel	..	..	..	..	..	..
	(c) Coal, Wood & Bagasse	500	166	250	84	..	..
	(d) Other Power	—	—	—	..	..	..
	II. Manual	500	167	250	83	..	..
Major Group 26	Total	1,000	..	500	500	..	..
	I. All Fuels/Power	..	..	..	..	..	..
	(a) Electricity	—	—	—	—	—	—
	(b) Liquid Fuel	..	..	..	..	..	..
	(c) Coal, Wood & Bagasse	..	..	..	..	..	..
	(d) Other Power	..	..	..	..	..	..
	II. Manual	1,000	..	500	500	..	..
Major Group 27	Total	1,000	333	333	334	..	..
	I. All Fuels/Power	..	..	..	..	..	..
	(a) Electricity	—	—	..	..	..	..
	(b) Liquid Fuel	..	..	..	..	..	..
	(c) Coal, Wood & Bagasse	..	..	..	..	..	..
	(d) Other Power	..	..	..	..	..	..
	II. Manual	1,000	333	333	334	..	..
Major Group 29	Total	1,000	1,000	..	..	..	..
	I. All Fuels/Power	..	..	..	..	..	..
	(a) Electricity	..	..	..	..	..	..
	(b) Liquid Fuel	..	..	..	..	..	..
	(c) Coal, Wood & Bagasse	..	..	..	..	..	..
	(d) Other Power	..	..	..	..	..	..
	II. Manual	1,000	1,000	..	..	..	..
Major Group 39	Total	1,000	1,000	..	..	..	..
	I. All Fuels/Power	..	..	..	..	..	..
	(a) Electricity	—	—	..	..	..	..
	(b) Liquid Fuel	..	..	..	..	..	..
	(c) Coal, Wood & Bagasse	..	..	..	..	..	..
	(d) Other Power	..	..	..	..	..	..
	II. Manual	1,000	1,000	..	..	..	..

E—II PART C.1 *Distribution of* 1000 *establishments which are Household Industries in each Division/Major Group of NIC and kind of fuel/power used and Size of employment—contd.*

(ARUNACHAL PRADESH/DISTRICT)

Division/Major Group of NIC	Kind of Fuel or Power used	No. of Household Industry Establishments by size of Employment					
		Total	1 Person	2-4 Persons	5—9 Persons	10—19 Persons	Persons Un-specified
1	2	3	4	5	6	7	8
		Lohit District (Contd.)					
		RURAL					
Division 2 & 3	Total	1,000	437	438	125	..	..
	I. All Fuels/Power	313	125	125	63	..	..
	(a) Electricity	..	..	..	..	..	..
	(b) Liquid Fuel	..	..	..	..	..	..
	(c) Coal, Wood & Bagasse	313	125	125	63	..	..
	(d) Other Power	..	..	..	..	..	..
	II. Manual	687	312	313	62	..	..
Major Group 23	Total	1,000	400	500	100	..	..
	I. All Fuels/Power	500	200	200	100	..	..
	(a) Electricity	..	..	..	..	..	..
	(b) Liquid Fuel	..	..	..	..	..	..
	(c) Coal, Wood & Bagasse	500	200	200	100	..	..
	(d) Other Power	..	..	..	..	..	..
	II. Manual	500	200	300	..	..	..
Major Group 26	Total	1,000	..	500	500	..	..
	I. All Fuels/Power	..	..	..	..	..	..
	(a) Electricity	..	..	..	..	..	..
	(b) Liquid Fuel	..	..	..	..	..	..
	(c) Coal, Wood & Bagasse	..	..	..	..	..	..
	(d) Other Power	..	..	..	..	..	..
	II. Manual	1,000	..	500	500	..	..
Major Group 27	Total	1,000	500	500	..	..	..
	I. All Fuels/Power	..	..	..	..	..	..
	(a) Electricity	..	..	..	..	..	..
	(b) Liquid Fuel	..	..	..	..	..	..
	(c) Coal, Wood & Bagasse	..	..	..	..	..	..
	(d) Other Power	..	..	..	..	..	..
	II. Manual	1,000	500	500	..	..	..
Major Group 39	Total	1,000	1,000	..	..	..	..
	I. All Fuels/Power	..	..	..	..	..	..
	(a) Electricity	..	..	..	..	..	..
	(b) Liquid Fuel	..	..	..	..	..	..
	(c) Coal, Wood & Bagasse	..	..	..	..	..	..
	(d) Other Power	..	..	..	..	..	..
	II. Manual	1,000	1,000	..	..	..	..

E—II PART C.I *Distribution of* 1000 *establishments which are Household Industries in each/ Division/Major Group of NIC and kind of fuel/power used and Size of employment—contd.*

(ARUNACHAL PRADESH/DISTRICT)

Division/Major Group of NIC	Kind of Fuel or Power used	No. of Household Industry Establishments by size of Employment					
		Total	1 Person	2—4 Persons	5—9 Persons	10—19 Persons	Persons Unspecified
1	2	3	4	5	6	7	8
		LOHIT District (Contd.)					
		URBAN					
Division 2 & 3	Total	1,000	167	333	500	..	..
	I. All Fuels/Power	167	..	167	..	..	..
	(a) Electricity	..	..	..	..	..	..
	(b) Liquid Fuel	..	..	..	..	..	..
	(c) Coal, Wood & Bagasse	167	..	167	..	..	..
	(d) Other Power	..	..	..	..	..	..
	II. Manual	833	167	166	500	..	..
Major Group 23	Total	1,000	..	500	500	..	..
	I. All Fuels/Power	500	..	500	..	..	..
	(a) Electricity	..	..	..	..	..	..
	(b) Liquid Fuel	..	..	..	..	..	..
	(c) Coal, Wood & Bagasse	500	..	500	..	..	..
	(d) Other Power	..	..	..	..	..	..
	II. Manual	500	..	..	500	..	..
Major Group 26	Total	1,000	..	500	500	..	..
	I. All Fuels/Power	..	..	..	..	..	..
	(a) Electricity	..	..	..	..	..	..
	(b) Liquid Fuel	..	..	..	..	..	..
	(c) Coal, Wood & Bagasse	..	..	..	..	..	..
	(d) Other Power	..	..	..	..	..	..
	II. Manual	1,000	..	500	500	..	..
Major Group 27	Total	1,000	..	..	1,000	..	..
	I. All Fuels/Power	..	..	..	..	..	..
	(a) Electricity	..	..	..	..	..	..
	(b) Liquid Fuel	..	..	..	..	..	..
	(c) Coal, Wood & Bagasse	..	..	..	..	..	..
	(d) Other Power	..	..	..	..	..	..
	II. Manual	1,000	..	..	1,000	..	..
Major Group 39	Total	1,000	1,000	..	..	..	..
	I. All Fuels/Power	..	..	..	..	..	..
	(a) Electricity	..	..	..	..	..	..
	(b) Liquid Fuel	..	..	..	..	..	..
	(c) Coal, Wood & Bagasse	..	..	..	..	..	..
	(d) Other Power	..	..	..	..	..	..
	II. Manual	1,000	1,000	..	..	..	..

E—II PART C. 1 *Distribution of* 1000 *establishments which are Household Industries in each Division/Major Group of NIC and kind of fuel/power used and size of employment—contd.*

(ARUNACHAL PRADESH/DISTRICT)

Division/Major Group of NIC	Kind of Fuel or Power used	No. of Household Industry Establishments by size of Employment					
		Total	1 Person	2—4 Persons	5—9 Persons	10—19 Persons	Persons Unspecified
1	2	3	4	5	6	7	8
		Tirap District					
		TOTAL					
Division 2 & 3	. Total	1000	334	416	250	..	..
	I. All Fuels/Power. . .	104	42	62	..	..	..
	(a) Electricity . . .	..	..	..	..	..	..
	(b) Liquid Fuel . .	..	..	..	..	..	..
	(c) Coal, Wood & Bagasse	104	42	62	..	..	..
	(d) Other Power . .	..	..	..	..	..	..
	II. Manual	896	292	354	250	..	..
Major Group 22	Total	1000	667	333	..	..	..
	I. All Fuels/Power . .	..	..	..	..	..	..
	(a) Electricity . . .	..	..	..	..	..	..
	(b) Liquid Fuel . .	..	..	..	..	..	..
	(c) Coal, Wood & Bagasse	..	..	..	..	..	..
	(d) Other Power . .	..	..	..	..	..	..
	II. Manual	1000	667	333	..	..	..
Major Group 23	Total	1000	218	478	304	..	..
	I. All Fuels/Power. . .	..	..	..	..	..	..
	(a) Electricity . . .	..	..	..	..	..	..
	(b) Liquid Fuel . .	..	..	..	..	..	..
	(c) Coal, Wood & Bagasse	..	..	..	..	..	..
	(d) Other Power . .	..	..	..	..	..	..
	II. Manual	1000	218	478	304	..	..
Major Group 27	. Total	1000	500	357	143	..	..
	I. All Fuels/Power . .	357	143	214	..	..	..
	(a) Electricity . . .	..	..	..	..	..	..
	(b) Liquid Fuel . .	..	..	..	..	..	..
	(c) Coal, Wood & Bagasse	357	143	214	..	..	..
	(d) Other Power . .	..	..	..	..	..	..
	II. Manual	643	357	143	143	..	..
Major Group 28	. Total	1000	..	400	600	..	..
	I. All Fuels/Power . .	..	..	..	..	..	..
	(a) Electricity . . .	..	..	..	..	..	..
	(b) Liquid Fuel . .	..	..	..	..	..	..
	(c) Coal, Wood & Bagasse	..	..	..	..	..	..
	(d) Other Power . .	..	..	..	..	..	..
	II. Manual	1000	..	400	600	..	..
Major Group 39	. Total	1000	667	333	..	..	..
	II. All Fuels/Power . .	..	..	..	..	..	..
	(a) Electricity . . .	..	..	..	..	..	..
	(b) Liquid Fuel . .	..	..	..	..	..	..
	(c) Coal, Wood & Bagasse	..	..	..	..	..	..
	(d) Other Power . .	..	..	..	..	..	..
	II. Manual	1000	667	333	..	..	..

E. II PART C. 1 *Distribution of* 1000 *establishments which are Household Industries in each Division/Major Group of NIC and kind of fuel/power used and size of employment—concluded.*

(ARUNACHAL PRADESH/DISTRICT)

Division/Major Group of NIC	Kind of Fuel or Power used	No. of Household Industry Establishments by size of Employment					
		Total	1 Person	2—4 Persons	5—9 Persons	10—19 Persons	Persons Unspecified
1	2	3	4	5	6	7	8
		TIRAP DISTRICT (Contd.)					
		RURAL					
Division 2 & 3	. Total	1000	334	416	250	..	..
	. I. All Fuels/Power	104	42	62	..	..	..
	(a) Electricity	..	..	..	..	..	..
	(b) Liquid Fuel	..	..	..	..	..	..
	(c) Coal, Wood & Bagasse	104	42	62	..	..	..
	(d) Other Power	..	..	..	..	..	..
	II. Manual	896	292	354	250	..	..
Major Group 22	. Total	1000	667	333	..	..	..
	I. All Fuels/Power	..	..	..	..	..	..
	(a) Electricity	..	..	..	..	..	..
	(b) Liquid Fuel	..	..	..	..	..	..
	(c) Coal, Wood & Bagasse	..	..	..	..	..	..
	(d) Other Power	..	..	..	..	..	..
	II. Manual	1000	667	333	..	..	..
Major Group 23	. Total	1000	218	478	304	..	..
	I. All Fuels/Power	..	..	..	..	..	..
	(a) Electricity	..	..	..	..	..	..
	(b) Liquid Fuel	..	..	..	..	..	..
	(c) Coal, Wood & Bagasse	..	..	..	..	..	..
	(d) Other Power	..	..	..	..	..	..
	II. Manual	1000	218	478	304	..	..
Major Group 27	. Total	1000	500	357	143	..	..
	I. All Fuels/Power	357	143	214	..	..	..
	(a) Electricity	..	..	..	..	..	..
	(c) Liquid Fuel	..	..	..	..	..	..
	(c) Coal, Wood & Bagasse	357	143	214	..	..	..
	(d) Other Power	..	..	..	..	..	..
	II. Manual	643	357	143	143	..	..
Major Group 28	. Total	1000	..	400	600	..	..
	I. All Fuels/Power	..	..	..	..	..	..
	(a) Electricity	..	..	..	..	..	..
	(b) Liquid Fuel	..	..	..	..	..	..
	(c) Coal, Wood & Bagasse	..	..	..	..	..	..
	(d) Other Power	..	..	..	..	..	..
	II. Manual	1000	..	400	600	..	..
Major Group 39	. Total	1000	667	333	..	..	..
	I. All Fuels/power	..	..	..	..	..	..
	(a) Electricity	..	..	..	..	..	..
	(b) Liquid Fuel	..	..	..	..	..	..
	(c) Coal, Wood & Bagasse	..	..	..	..	..	..
	(d) Other Power	..	..	..	..	..	..
	II. Manual	1000	667	333	..	..	..

E—III *Distribution of trade/commercial establishments classified by the Type of business or trade and size of employment.*

(ARUNACHAL PRADESH/DISTRICT)

Division/ Major Group of N.I.C.	No. of Establishments by size of Employment															
	Total		1 Person	2—4 Persons		5—9 Persons		10—19 Persons		20—49 Persons		50—99 Persons		100+ Persons		Persons Unspecified
	Establishments	Persons employed	Establishments	Establishments	Persons employed	Establishments	Persons Employed	Establishments	Persons Employed	Establishments	Persons Employed	Establishments	Persons Employed	Establishments	Persons Employed	Establishments
1	2	3	4	5	6	7	8	9	10	11	12	13	14	15	16	17
ARUNACHAL PRADESH																
TOTAL																
Division 6 . .	1,461	3,489	613	622	1,811	125	804	22	261	..	..	..	..	..	..	79
Division 8 . .	173	349	100	67	157	1	6	4	64	1	22	..	..	..	..	..
Major Group 65 .	1,155	2,997	474	556	1,606	103	656	22	261	..	..	..	..	..	..	..
Major Group 66 .	48	150	17	20	61	11	72	..	..	..	..	..	..	..	..	..
Major Group 67 .	3	5	2	1	3	..	..	..	..	..	..	..	..	..	..	..
Major Group 68 .	207	202	94	31	90	3	18	..	..	..	..	..	..	..	..	79
Major Group 69 .	48	135	26	14	51	8	58	..	..	..	..	..	..	..	..	..
Major Group 80 .	11	103	2	4	15	..	..	4	64	1	22	..	..	..	..	..
Major Group 82 .	162	246	98	63	142	1	6	..	..	..	..	..	..	..	..	..
RURAL																
Division 6 . .	1,224	2,826	538	503	1,452	96	621	18	215	..	..	..	..	..	..	69
Division 8 . .	166	289	100	63	144	1	6	1	17	1	22	..	..	..	..	..
Major Group 65 .	951	2,415	408	444	1,270	81	522	18	215	..	..	..	..	..	..	..
Major Group 66 .	32	94	11	15	45	6	38	..	..	..	..	..	..	..	..	..
Major Group 67 .	1	1	1	..	..	..	..	..	..	..	..	..	..	..	..	..
Major Group 68 .	195	200	92	31	90	3	18	..	..	..	..	..	..	..	..	69
Major Group 69 .	45	116	26	13	47	6	43	..	..	..	..	..	..	..	..	..
Major Group 80 .	8	56	2	4	15	..	..	1	17	1	22	..	..	..	..	..
Major Group 82 .	158	233	98	59	129	1	6	..	..	..	..	..	..	..	..	..
URBAN																
Division 6 . .	237	663	75	119	359	29	183	4	46	..	..	..	..	..	..	10
Division 8 . .	7	60	..	4	13	..	..	3	47	..	..	..	..	..	..	..
Major Group 65 .	204	582	66	112	336	22	134	4	46	..	..	..	..	..	..	..
Major Group 66 .	16	56	6	5	16	5	34	..	..	..	..	..	..	..	..	..
Major Group 67 .	2	4	1	1	3	..	..	..	..	..	..	..	..	..	..	..
Major Group 68 .	12	2	2	..	..	..	..	..	..	..	..	..	..	..	..	10
Major Group 69 .	3	19	..	1	4	2	15	..	..	..	..	..	..	..	..	..
Major Group 80 .	3	47	..	..	..	..	..	3	47	..	..	..	..	..	..	..
Major Group 82 .	4	13	..	4	13	..	..	..	..	..	..	..	..	..	..	..

E—III *Distribution of trade/commercial establishments classified by the Type of business or trade and size of employment—contd.*

(ARUNACHAL PRADESH/DISTRICT)

Division/Major Group of N.I.C.	No. of Establishment by size of Employment																
	Total		1 Person	2—4 Persons		5—9 Persons		10—19 Persons		20—49 Persons		50—99 Persons		100+ Persons		Persons Unspecified	
	Establishments	Persons Employed	Establishments	Establishments	Persons Employed	Establishments	Persons Employed	Establishments	Persons Employed	Establishments	Persons Employed	Establishments	Persons Employed	Establishments	Persons Employed	Establishments	
1	2	3	4	5	6	7	8	9	10	11	12	13	14	15	16	17	
KAMENG DISTRICT																	
TOTAL																	
Division 6	294	1,109	87	113	429	68	440	13	153	..	..	..	..	..	..	13	
Division 8	33	56	26	6	20	..	..	1	10	..	..	..	..	..	..	..	
Major Group 65	240	1,014	65	99	388	63	408	13	153	..	..	..	..	..	..	..	
Major Group 66	13	33	6	5	14	2	13	..	..	..	..	..	..	..	..	..	
Major Group 68	29	36	9	5	15	2	12	..	..	..	..	..	..	..	..	13	
Major Group 69	12	26	7	4	12	1	7	..	..	..	..	..	..	..	..	..	
Major Group 80	4	22	..	3	12	..	..	1	10	..	..	..	..	..	..	..	
Major Group 82	29	34	26	3	8	..	..	..	..	..	..	..	..	..	..	..	
RURAL																	
Division 6	252	991	68	102	395	59	385	12	143	..	..	..	..	..	..	11	
Division 8	31	44	26	5	18	..	..	..	..	..	..	..	..	..	..	..	
Major Group 65	209	923	50	91	364	56	366	12	143	..	..	..	..	..	..	..	
Major Group 66	5	13	2	2	4	1	7	..	..	..	..	..	..	..	..	..	
Major Group 68	27	36	9	5	15	2	12	..	..	..	..	..	..	..	..	11	
Major Group 69	11	19	7	4	12	..	..	..	..	..	..	..	..	..	..	..	
Major Group 80	3	12	..	3	12	..	..	..	..	..	..	..	..	..	....	..	
Major Group 82	28	32	26	2	6	..	..	..	..	..	..	..	..	..	..	..	
URBAN																	
Division 6	42	118	19	11	34	9	55	1	10	..	..	..	..	..	..	2	
Division 8	2	12	..	1	2	..	..	1	10	..	..	..	..	..	..	..	
Major Group 65	31	91	15	8	24	7	42	1	10	..	..	..	..	..	..	..	
Major Group 66	8	20	4	3	10	1	6	..	..	..	..	..	..	..	..	..	
Major Group 68	2	..	..	..	..	..	..	..	..	..	..	..	..	..	..	2	
Major Group 69	1	7	..	..	..	1	7	..	..	..	..	..	..	..	..	..	
Major Group 80	1	10	..	..	..	..	..	1	10	..	..	..	..	..	..	..	
Major Group 82	1	2	..	1	2	..	..	..	..	..	..	..	..	..	..	..	

E—III *Distribution of trade/commercial establishments classified by the Type of business or trade and size of employment—contd.*

(ARUNACHAL PRADESH/DISTRICT)

Division/Major Group of N.I.C.	No. of Establishments by size of Employment															
	Total		1 Person	2—4 Persons		5—9 Persons		10—19 Persons		20—49 Persons		50—99 Persons		100+ Persons		Persons Unspecified
	Establishments	Persons Employed	Establishments	Establishments	Persons Employed	Establishments	Persons Employed	Establishments	Persons Employed	Establishments	Persons Employed	Establishments	Persons Employed	Establishments	Persons Employed	Establishments
1	2	3	4	5	6	7	8	9	10	11	12	13	14	15	16	17
Subansiri District																
TOTAL																
Division 6 . .	150	255	71	52	127	9	57	..	..	..	..	..	..	.	..	18
Division 8 . .	22	35	15	7	20	..	..	..	..	..	..	..	..	..	..	..
Major Group 65 .	98	169	57	34	69	7	43	..	..	..	..	..	..	..	..	..
Major Group 66 .	14	32	9	3	9	2	14	..	..	..	..	..	..	..	..	..
Major Group 68 .	35	42	5	12	37	..	..	..	..	..	..	..	..	..	..	18
Major Group 69 .	3	12	..	3	12	..	..	..	..	..	..	..	..	..	..	..
Major Group 82 .	22	35	15	7	20	..	..	..	..	..	..	..	..	..	..	..
RURAL																
Division 6 . .	150	255	71	52	127	9	57	..	..	..	..	..	..	..	..	18
Division 8 . .	22	35	15	7	20	..	..	..	..	..	..	..	..	..	..	..
Major Group 65 .	98	169	57	34	69	7	43	..	..	..	..	..	..	..	..	..
Major Group 66 .	14	32	9	3	9	2	14	..	..	..	..	..	..	..	..	..
Major Group 68 .	35	42	5	12	37	..	..	..	..	..	..	..	..	..	..	18
Major Group 69 .	3	12	..	3	12	..	..	..	..	..	..	..	..	..	..	..
Major Group 82 .	22	35	15	7	20	..	..	..	..	..	..	..	..	..	..	..

E-III. *Distribution of trade/commercial establishments classified by the Type of business or trade and size of employment—contd.*

(ARUNACHAL PRADESH/DISTRICT)

Division/Major Group of NIC	No. of Establishments by size of Employment																
	Total		1 Person		2—4 Persons		5—9 Persons		10—19 Persons		20—49 Persons		50—99 Persons		100+ Persons		Persons Unspecified
	Establishments	Persons employed	Establishments	Establishments	Persons employed	Establishments	Persons employed	Establishments	Persons employed	Establishments	Persons employed	Establishments	Persons employed	Establishmenst	Persons employed	Establishments
1	2	3	4	5	6	7	8	9	10	11	12	13	14	15	16	17
..	SIANG DISTRICT																
	TOTAL																
Division 6 . .	554	1,080	272	225	547	31	189	6	72	..	..	..	..	..	..	20	
Division 8 . .	69	162	18	48	98	1	6	1	18	1	22	..	..	..	..	..	
Major Group 65 .	427	898	192	206	495	23	139	6	72	..	..	..	..	..	..	..	
Major Group 66 .	16	64	2	8	24	6	38	..	..	..	..	..	..	..	..	..	
Major Group 67 .	3	5	2	1	3	..	..	..	..	..	..	..	..	..	..	..	
Major Group 68 .	91	80	63	8	17	..	..	..	..	..	..	..	..	..	..	20	
Major Group 69 .	17	33	13	2	8	2	12	..	..	..	..	..	..	..	..	..	
Major Group 80 .	5	45	2	1	3	..	..	1	18	1	22	..	..	..	..	..	
Major Group 82 .	64	117	16	47	95	1	6	..	..	..	..	..	..	..	..	..	
	RURAL																
Division 6 . .	399	642	228	139	289	15	89	3	36	..	..	..	..	..	..	14	
Division 8 . .	67	141	18	47	95	1	6	..	..	1	22	..	..	..	..	..	
Major Group 65 .	288	500	151	123	246	11	67	3	36	..	..	..	..	..	..	..	
Major Group 66 .	8	28	..	6	18	2	10	..	..	..	..	..	..	..	..	..	
Major Group 67 .	1	1	1	..	..	..	..	..	..	..	..	..	..	..	..	..	
Major Group 68 .	85	80	63	8	17	..	..	..	..	..	..	..	..	..	..	14	
Major Group 69 .	17	33	13	2	8	2	12	..	..	..	..	..	..	..	..	..	
Major Group 80 .	4	27	2	1	3	..	..	..	..	1	22	..	..	..	..	..	
Major Group 82 .	63	114	16	46	92	1	6	..	..	..	..	..	..	..	..	..	
	URBAN																
Division 6 . .	155	438	44	86	258	16	100	3	36	..	..	..	..	..	..	16	
Division 8 . .	2	21	..	1	3	..	..	1	18	..	..	..	..	..	..	..	
Major Group 65 .	139	398	41	83	249	12	72	3	36	..	..	..	..	..	..	..	
Major Group 66 .	8	36	2	2	6	4	28	..	..	..	..	..	..	..	..	..	
Major Group 67 .	2	4	1	1	3	..	..	..	..	..	..	..	..	..	..	..	
Major Group 68 .	6	..	..	..	..	..	..	..	..	..	..	..	..	..	..	6	
Major Group 80 .	1	18	..	..	..	..	..	1	18	..	..	..	..	..	..	..	
Major Group 82 .	1	3	..	1	3	..	..	..	..	..	..	..	..	..	..	..	

E—III *Distribution of trade/commercial establishments classified by the Type of business or trade and size of employment—contd.*

(ARUNACHAL PRADESH/DISTRICT)

Division/Major Group of NIC	No. of Establishments by size of Employment															
	Total		1 Person	2—4 Persons		5—9 Persons		10—19 Persons		20—49 Persons		50—99 Persons		100+ Persons		Persons Unspecified
	Establishments	Persons employed	Establishments	Establishments	Persons employed	Establishments	Persons employed	Establishments	Persons employed	Establishments	Persons employed	Establishments	Persons employed	Establishments	Persons employed	Establishments
1	2	3	4	5	6	7	8	9	10	11	12	13	14	15	16	17
							Lohit District									
							TOTAL									
Division 6 . .	132	272	64	44	136	10	72	..	..	..	..	..	..	..	..	14
Division 8 . .	30	59	25	4	15	..	..	1	19	..	..	..	..	..	..	..
Major Group 65 .	91	201	48	37	111	6	24	..	..	..	..	..	..	..	..	..
Major Group 66 .	2	8	..	2	8	..	..	..	..	..	..	..	..	..	..	..
Major Group 68 .	32	29	14	3	9	1	6	..	..	..	..	..	..	..	..	14
Major Group 69 .	7	34	2	2	8	3	24	..	..	..	..	..	..	..	..	..
Major Group 80 .	1	19	..	..	..	..	..	1	19	..	..	..	..	..	..	..
Major Group 82 .	29	40	25	4	15	..	..	..	..	..	..	..	..	..	..	..
							RURAL									
Division 6 . .	92	165	52	22	69	6	44	..	..	..	..	..	..	..	..	12
Division 8 . .	27	32	25	2	7	..	..	..	..	..	..	..	..	..	..	..
Major Group 65 .	57	108	38	16	48	3	22	..	..	..	..	..	..	..	..	..
Major Group 66 .	2	8	..	2	8	..	..	..	..	..	..	..	..	..	..	..
Major Group 68 .	28	27	12	3	9	1	6	..	..	..	..	..	..	..	..	12
Major Group 69 .	5	22	2	1	4	2	16	..	..	..	..	..	..	..	..	..
Major Group 82 .	27	32	25	2	7	..	..	..	..	..	..	..	..	..	..	..
							URBAN									
Division 6 . .	40	107	12	22	67	4	28	..	..	..	..	..	..	..	..	2
Division 8 . .	3	27	..	2	8	..	..	1	19	..	..	..	..	..	..	..
Major Group 65 .	34	93	10	21	63	3	20	..	..	..	..	..	..	..	..	..
Major Group 68 .	4	2	2	..	..	..	..	..	..	..	..	..	..	..	..	2
Major Group 69 .	2	12	..	1	4	1	8	..	..	..	..	..	..	..	..	..
Major Group 80 .	1	19	..	..	..	..	..	1	19	..	..	..	..	..	..	..
Major Group 82 .	2	8	..	2	8	..	..	..	..	..	..	..	..	..	..	..

E—III. *Distribution of trade/commercial establishments classified by the Type of business or trade and size of employment—concluded.*

ARUNACHAL PRADESH/DISTRICT

Division/Major Group of NIC	No. of Establishments by size of Employment																
	Total		1 Person		2—4 Persons		5—9 Persons		10—19 Persons		20—49 Persons		50—99 Persons		100+ Persons		Persons Unspecified
	Establishments	Persons employed	Establishments	Establishments	Persons employed	Establishments	Persons employed	Establishments	Persons employed	Establishments	Persons employed	Establishments	Persons employed	Establishments	Persons employed	Establishments
1	2	3	4	5	6	7	8	9	10	11	12	13	14	15	16	17
TIRAP DISTRICT																	
TOTAL																	
Division 6	331	773	119	188	572	7	46	3	36	..	..	..	..	..	..	14
Division 8	19	37	16	2	4	..	..	1	17	..	..	..	..	..	..	..
Major Group 65	299	715	112	180	543	4	24	3	36	..	..	..	..	..	..	..
Major Group 66	3	13	..	2	6	1	7	..	..	..	..	..	..	..	..	..
Major Group 68	20	15	3	3	12	..	..	..	..	..	..	..	..	..	..	14
Major Group 69	9	30	4	3	11	2	15	..	..	..	..	..	..	..	..	..
Major Group 80	1	17	..	..	..	..	..	1	17	..	..	..	..	..	..	..
Major Group 82	18	20	16	2	4	..	..	..	..	..	..	..	..	..	..	..
RURAL																	
Division 6	331	773	119	188	572	7	46	3	36	..	..	..	..	..	..	14
Division 8	19	37	16	2	4	..	..	1	17	..	..	..	..	..	..	..
Major Group 65	299	715	112	180	543	4	24	3	36	..	..	..	..	..	..	..
Major Group 66	3	13	..	2	6	1	7	..	..	..	..	..	..	..	..	..
Major Group 68	20	15	3	3	12	..	..	..	..	..	..	..	..	..	..	14
Major Group 69	9	30	4	3	11	2	15	..	..	..	..	..	..	..	..	..
Major Group 80	1	17	..	..	..	..	..	1	17	..	..	..	..	..	..	..
Major Group 82	18	20	16	2	4	..	..	..	..	..	..	..	..	..	..	..
URBAN																	
NIL																	

E—III. 1. *Distribution of* 1000 *trade/commercial establishments in each Division/Major Group of NIC by size of employment in rural and urban areas separately.*

(ARUNACHAL PRADESH/DISTRICT)

Division/Major Group of NIC	Total Rural Urban	No. of Trade Establishments by size of Employment								
		Total	1 Person	2—4 Persons	5—9 Persons	10—19 Persons	20—49 Persons	50—99 Persons	100+ Persons	Person Unspecified
1	2	3	4	5	6	7	8	9	10	11
					ARUNACHAL PRADESH					
Division 6+8 . .	Total	1,000	436	422	77	16	1	..	..	48
	Rural	1,000	459	407	70	14	1	..	..	49
	Urban	1,000	307	504	119	29	..	..	..	41
Division 6	Total	1,000	420	426	85	15	..	..	..	54
	Rural	1,000	440	411	78	15	..	..	..	56
	Urban	1,000	317	502	122	17	..	..	..	42
Major Group 65 . .	Total	1,000	410	482	89	19	..	..	..	..
	Rural	1,000	429	467	85	19	..	..	..	..
	Urban	1,000	324	549	107	20	..	..	..	..
Major Group 66 . .	Total	1,000	354	417	229	..	..	..	..	..
	Rural	1,00	344	469	187	..	..	..	..	..
	Urban	1,000	375	313	312	..	..	..	..	..
Major Group 67 .	Total	1,000	667	333	..	..	..	..	..	..
	Rural	1,000	1,000	..	..	..	..	..	..	..
	Urban	1,000	500	500	..	..	..	..	..	..
Major Group 68 . .	Total	1,000	454	150	14	..	..	..	..	382
	Rural	1,000	472	159	15	..	..	..	..	354
	Urban	1,000	167	..	..	..	..	..	..	833
Major Group 69 . .	Total	1,000	542	291	167	..	..	..	..	..
	Rura	1,000	578	289	133	..	..	..	..	..
	Urban	1,000	..	333	667	..	..	..	..	..
Division 8 . . .	Total	1,000	578	387	6	23	6	..	..	..
	Rural	1,000	602	380	6	6	6	..	..	..
	Urban	1,000	571	..	429	..	..	..	..	..
Major Group 8C . .	Tota	1,000	182	363	..	364	91	..	..	..
	Rural	1,000	250	500	..	125	125	..	..	..
	Urban	1,000	..	..	..	1,000	..	..	..	..
Major Group 82 . .	Total	1,000	605	389	6	..	..	..	..	..
	Rural	1,000	620	374	6	..	..	..	..	..
	Urban	1,000	..	1,000	..	..	..	..	..	..

E—III. 1 *Distribution of* 1000 *trade/commercial establishments in each Division/Major Group of NIC by size of employment in rural and urban Areas separately- contd.*

ARUNACHAL PRADESH/DISTRICT

Division/Major Group of NIC	Total Rural Urban	No. of Trade Establishments by size of Employment								
		Total	1 Person	2—4 Persons	5—9 Persons	10—19 Persons	20—49 Persons	50—99 Persons	100+ Persons	Persons Unspecified
1	2	3	4	5	6	7	8	9	10	11
				KAMENG District						
Division 6+8 . .	Total	1,000	345	364	208	43	..	..	..	40
	Rural	1,000	332	378	209	42	..	..	..	39
	Urabn	1,000	432	273	205	45	..	..	..	45
Division 6 . . .	Total	1,000	296	385	231	44	..	..	..	44
	Rrual	1,000	270	405	234	47	..	..	..	44
	Urban	1,000	452	262	214	24	..	..	..	48
Major Group 65 . .	Total	1,000	271	413	262	54	..	..	..	..
	Rural	1,000	239	435	268	58	..	..	..	..
	Urban	1,000	484	258	226	32	..	..	..	..
Major Group 66 . .	Total	1,000	461	385	154	..	..	..	..	..
	Rural	1,000	400	400	200	..	..	..	..	..
	Urban	1,000	500	375	125	..	..	..	..	..
Major Group 68 . .	Total	1,000	310	173	69	..	..	..	..	448
	Rural	1,000	333	185	74	..	..	..	..	408
	Urban	1,000	..	..	..	..	..	..	..	1,000
Major Group 69 . .	Total	1,000	583	334	83	..	..	..	..	..
	Rural	1,000	636	364	..	..	..	..	..	..
	Urban	1,000	..	..	1,000	..	..	..	..	..
Division 8 . . .	Total	1,000	787	182	..	31	..	..	..	..
	Rural	1,000	839	161	..	..	..	..	..	..
	Urban	1,000	..	500	..	500	..	..	..	..
Major Group 80 .	Total	1,000	..	750	..	250	..	..	..	..
	Rural	1,000	..	1,000	..	..	..	..	..	..
	Urban	1,000	..	..	..	1,000	..	..	..	..
Major Group 82 .	Total	1,000	897	103	..	..	..	..	..	..
	Rural	1,000	929	71	..	..	..	..	..	..
	Urban	1,000	..	1.000	..	..	..	..	..	..

E—III. 1. *Distribution of* 1000 *trade/commercial establishments in each Division/Major Group of NIC by size of employment in rural and urban areas separately—contd.*

(ARUNACHAL PRADESH/DISTRICT)

Division/Major Group of NIC	Total Rural Urban	No. of Trade Establishments by size of Employment								
		Total	1 Person	2—4 Persons	5—9 Persons	10—19 Persons	20—49 Persons	50—99 Persons	100 Persons	Persons Unspecified
1	2	3	4	5	6	7	8	9	10	11
				SUBANSIRI District						
Division 6+8 . . .	Total	1,000	500	343	52	..	..	..	..	105
	Rural	1,000	500	343	52	..	..	..	..	105
	Urban	..	..	..	..	..	..	..	..	..
Division 6 . . .	Total	1,000	473	347	60	..	..	..	..	120
	Rural	1,000	473	347	60	..	..	..	..	120
	Urban	1 000	..	..	..	..	..	..	..	..
Major Group 65 . .	Total	1,000	582	347	71	..	..	..	..	..
	Rural	1,000	582	347	71	..	..	..	..	..
	Urban	..	..	..	..	..	..	..	..	..
Major Group 66 . .	Total	1,000	643	214	143	..	..	..	..	..
	Rural	1,000	643	214	143	..	..	..	..	..
	Urban	..	..	..	..	..	..	..	..	..
Major Group 68 . .	Total	1,000	143	343	..	..	..	..	..	514
	Rural	1,000	143	343	..	..	..	..	..	514
	Urban	..	..	..	..	..	..	..	..	..
Major Group 69 . .	Total	1,000	..	1,000	..	..	..	..	..	..
	Rural	1,000	..	1,000	..	..	..	..	..	..
	Urban	..	..	..	..	..	..	..	..	..
Division 8 . . .	Total	1,000	682	318	..	..	..	..	..	..
	Rural	1,000	682	318	..	..	..	..	..	..
	Urban	..	..	..	..	..	..	..	..	..
Major Group 82 . .	Total	1,000	682	318	..	..	..	..	..	..
	Rural	1,000	682	318	..	..	..	..	..	..
	Urban	..	..	..	..	..	..	..	..	..

E- III. 1 *Distribution of 1000 trade/commercial establishments in each Division/Major Group of NIC by size of employment in rural and urban areas separately—contd.*

(ARUNACHAL PRADESH/DISTRICT)

Division/Major Group of NIC	Total Rural Urban	No. of Trade/Establishments by size of Employment								
		Total	1 Person	2—4 Persons	5—9 Persons	10—19 Persons	20—49 Persons	50—99 Persons	100 + Persons	Persons Unspecified
1	2	3	4	5	6	7	8	9	10	11
				SIANG District						
Division	Total	1000	466	438	51	11	2	..	..	32
6+8	Rural	1000	528	399	34	7	2	..	..	30
	Urban	1000	280	554	102	26	..	..	..	38
Division	Total	1000	491	406	56	11	..	..	..	36
6	Rural	1000	571	348	38	8	..	..	..	35
	Urban	1000	284	555	103	19	..	..	..	39
Major Group . . .	Total	1000	450	482	54	14	..	..	..	..
65	Rural	1000	524	427	38	11	..	..	..	..
	Urban	1000	295	597	86	22	..	..	..	..
Major Group . . .	Total	1000	125	500	375	..	..	..	..	..
66	Rural	1000	..	750	250	..	..	..	..	..
	Urban	1000	250	250	500	..	..	..	..	..
Major Group . . .	Total	1000	667	333	..	..	..	..	..	..
67	Rural	1000	1000	..	..	..	..	..	..	..
	Urban	1000	500	500	..	..	..	..	..	..
Major Group . . .	Total	1000	692	88	..	..	..	..	..	220
68 . . .	Rural	1000	741	94	..	..	..	..	..	165
	Urban	1000	..	..	..	..	..	..	..	1000
Major Group . . .	Total	1000	765	118	117	..	..	..	..	..
69 . . .	Rural	1000	765	118	117	..	..	..	..	..
	Urban	..	..	..	..	..	..	..	..	..
Division	Total	1000	261	696	15	14	14	..	..	..
8	Rural	1000	26	701	15	..	15	..	..	..
	Urban	1000	..	500	..	500	..	..	..	..
Major Group . . .	Total	1000	400	200	..	200	200	..	..	..
80 . . .	Rural	1000	500	250	..	..	250	..	..	..
	Urban	1000	..	..	..	1000	..	..	..	..
Major Group . . .	Total	1000	250	734	16	..	..	..	..	..
82 . . .	Rural	1000	254	730	16	..	..	..	..	..
	Urban	1000	..	1000	..	..	..	..	..	..

E—III. 1. *Distribution of 1000 trade/commercial establishments in each Division/Major Group of NIC by size of employment in rural and urban areas separately—contd.*

(ARUNACHAL PRADESH/DISTRICT)

Division/Major Group of NIC	Total Rural Urban	No. of Trade/ Establishments by size of Employment								
		Total	1 Person	2—4 Persons	4—9 Persons	10—49 Persons	20—19 Persons	50—99 Persons	100+ Persons	Persons Unspecified
1	2	3	4	5	6	7	8	9	10	11
				Lohit District						
Division 6+8	Total	1,000	549	296	62	6	..	..	..	87
	Rural	1,000	647	202	50	..	..	..	..	101
	Urban	1,000	279	558	93	23	..	..	..	47
Division 6	Total	1,000	485	333	76	..	..	..	..	106
	Rural	1,000	565	239	65	..	..	..	..	131
	Urban	1,000	300	550	100	..	..	..	..	50
Major Group 65	Total	1,000	527	407	66	..	..	..	..	..
	Rural	1,000	667	281	52	..	..	..	..	..
	Urban	1,000	294	618	88	..	..	..	..	..
Major Group 66	Total	1,000	..	1,000	..	..	..	..	..	..
	Rural	1,000	..	1,000	..	..	..	..	..	..
	Urban	..	..	..	..	..	..	..	..	..
Major Group 68	Total	1,000	438	94	31	..	..	..	..	437
	Rural	1,000	429	107	36	..	..	..	..	428
	Urban	1,000	500	..	..	..	..	..	..	500
Major Group 69	Total	1,000	286	286	428	..	..	..	..	..
	Rural	1,000	400	200	400	..	..	..	..	..
	Urban	1,000	..	500	500	..	..	..	..	..
Division 8	Total	1,000	833	133	..	34	..	..	..	..
	Rural	1,000	926	74	..	..	..	..	..	..
	Urban	1,000	..	667	..	333	..	..	..	..
Major Group 80	Total	1,000	..	..	..	1,000	..	..	..	..
	Rural	..	..	..	..	..	..	..	..	..
	Urban	1,000	..	..	..	1,000	..	..	..	..
Major Group 82	Total	1,000	862	138	..	..	..	..	..	..
	Rural	1,000	926	74	..	..	..	..	..	..
	Urban	1,000	..	1,000	..	..	..	..	..	..

E—III. 1 *Distribution of* 1000 *trade/commercial establishments in each Division/Major Group of NIC by size of employment in rural and urban areas separately—concluded.*

(ARUNACHAL PRADESH/DISTRICT)

Division/Major Group of NIC	Total Rural Urban	No. of Trade/Establishments by size of Employment								
		Total	1 Person	2—4 Persons	5—9 Persons	10—19 Persons	20—49 Persons	50—99 Persons	100+ Persons	Persons Unspecified
1	2	3	4	5	6	7	8	9	10	11
					Tirap District					
Divisoin 6+8	Total	*1,000*	*386*	*543*	*20*	*11*	..	..	..	*40*
	Rural	1,000	386	543	20	11	..	..	..	40
	Urban	..	..	..	..	..	..	..	..	..
Division 6	Total	1,000	360	568	21	9	..	..	..	42
	Rural	1,000	360	568	21	9	..	..	..	42
	Urban	..	..	..	..	..	..	..	..	..
Major Group 65	Total	1,000	375	602	13	10	..	..	..	..
	Rural	1,000	375	602	13	10	..	..	..	..
	Urban	..	..	..	..	..	..	..	..	..
Major Group 66	Total	1,000	..	667	333	..	..	..	..	..
	Rural	1,000	..	667	333	..	..	..	..	..
	Urban	..	..	..	..	..	..	..	..	..
Major Group 68	Total	1,000	150	150	..	..	..	..	..	700
	Rural	1,000	150	150	..	..	..	..	..	700
	Urban	..	..	..	..	..	..	..	..	..
Major Group 69	Total	1,000	445	333	222	..	..	..	..	..
	Rural	1,000	445	333	222	..	..	..	..	..
	Urban	1,000	..	..	..	..	..	..	..	..
Division 8 .	Total	1,000	842	105	..	53	..	..	..	..
	Rural	1,000	842	105	..	53	..	..	..	..
	Urban	..	..	..	..	..	..	..	..	..
Major Group 80	Total	1,000	..	..	..	1,000	..	..	..	..
	Rural	1,000	..	..	..	1,000	..	..	..	..
	Urban	..	..	..	..	..	..	..	..	..
Major Group 82	Total	1,000	889	111	..	..	..	..	..	..
	Rural	1,000	889	111	..	..	..	..	..	..
	Urban	..	..	..	..	..	..	..	..	..

E—IV. *Distribution of establishments (other than manufacturing, processing or servicing or business and trade establishments) by size of employment.*

(ARUNACHAL PRADESH/DISTRICT)

Division/Major Group of N. I. C.	No. of Establishments by size of Employment															
	Total		1 Person	2—4 Persons		5—9 persons		10—19 persons		20—49 Persons		50—99 Persons		100+ persos		Persons Unspecified
	Establishments	Persons employed	Establishments	Establishments	Persons employed	Establishments	Persons employed	Establishments	Persons employed	Establishments	Persons employed	Establishments	Persons employed	Establishments	Persons employed	Establishments
1	2	3	4	5	6	7	8	9	10	11	12	13	14	15	16	17
ARUNACHAL PRADESH																
TOTAL																
Division 7 . .	60	301	3	30	103	24	159	3	36	..	..	..	..	..	..	..
Division 9 . .	2,992	12,631	355	972	26,53	514	3,489	336	4,267	38	870	19	997	..	..	758
Major Group 75 .	60	301	3	30	103	24	159	3	36	..	..	..	..	..	..	..
Major Group 90 .	942	8,935	15	177	521	378	2,588	319	4,042	35	824	18	945	..	..	..
Major Group 92 .	581	1,839	74	431	1241	47	330	9	119	1	23	1	52	..	..	18
Major Group 93 .	149	691	15	65	182	61	388	6	83	2	23	..	..	..	..	..
Major Group 94 .	1,040	650	164	188	420	10	66	..	..	..	..	..	..	..	..	678
Major Group 95 .	160	279	53	44	137	10	66	2	23	..	..	..	..	..	..	51
Major Group 96 .	120	237	34	67	152	8	51	..	..	..	..	..	..	..	..	11
Rural																
Division 7 .	45	205	3	26	88	15	101	1	13	..	..	..	..	..	..	..
Division 9 . .	2,721	9,947	331	919	2,455	453	3,062	281	3,617	16	382	2	100	..	..	719
Major Group 75 .	45	205	3	26	88	15	101	1	13	..	..	..	..	..	..	..
Major Group 90 .	800	6,723	15	157	426	341	2,332	271	3,491	14	359	2	100	..	..	..
Major Group 92 .	566	1,660	74	427	1,228	41	285	6	73	..	..	..	..	..	..	18
Major Group 93 .	140	609	15	64	179	55	339	4	53	2	23	..	..	..	..	..
Major Group 94 .	961	537	143	170	364	4	30	..	..	..	..	..	..	..	..	644
Major Group 95 .	145	208	52	40	122	5	34	..	..	..	..	..	..	..	..	48
Major Group 96 .	109	210	32	61	136	7	42	..	..	..	..	..	..	..	..	9
Urban																
Division 7 . .	15	96	..	4	15	9	58	2	23	..	..	..	..	..	..	..
Division 9 . .	271	2,684	24	53	198	61	427	55	650	22	488	17	897	..	..	39
Major Group 75 .	15	96	..	4	15	9	58	2	23	..	..	..	..	..	..	..
Major Group 90 .	142	2,212	..	20	95	37	256	48	551	21	465	16	845	..	..	..
Major Group 92 .	15	179	..	4	13	6	45	3	46	1	23	1	52	..	..	..
Major Group 93 .	9	82	..	1	3	6	49	2	30	..	..	..	..	..	..	..
Major Group 94 .	79	113	21	18	56	6	36	..	..	..	..	..	..	..	..	34
Major Group 95 .	15	71	1	4	15	5	32	2	23	..	..	..	..	..	..	3
Major Group 96	11	27	3	6	16	1	9	..	..	..	..	..	..	..	..	2

E—IV. *Distribution of establishments (other than manufacturing, processing or servicing or business and trade establishments) by size of employment—contd.*

(ARUNACHAL PRADESH/DISTRICT)

Division/Major Group of NIC	No. of Establishments by size of Employment															
	Total		1 Person	2—4 Persons		5—9 Persons		10—19 Persons		20—49 Persons		50—99 Persons		100+ Persons		Person Unspecified
	Establishments	Persons employed	Establishments	Establishments	Persons employed	Establishments	Persons employed	Establishments	Persons employed	Establishments	Persons employed	Establishments	Persons employed	Establishments	Persons employed	Establishment
1	2	3	4	5	6	7	8	9	10	11	12	13	14	15	16	17
							KAMENG District									
							TOTAL									
Division 7 . .	9	39	2	3	10	4	27	..	..	..	..	..	..	..	..	..
Division 9 . .	416	2,299	79	162	421	73	434	67	768	10	245	7	352	..	..	18
Major Group 75 .	9	39	2	3	10	4	27	..	..	..	..	..	..	..	..	..
Major Group 90 .	206	1,874	14	45	135	65	388	65	740	10	245	7	352	..	..	..
Major Group 92 .	81	183	9	67	134	4	24	1	16	..	..	..	..	..	..	..
Major Group 93 .	28	76	12	13	39	2	13	1	12	..	..	..	..	..	..	..
Major Group 94 .	60	89	26	18	54	2	9	..	..	..	..	..	..	..	..	14
Major Group 95 .	31	63	13	15	50	..	..	..	..	..	..	..	..	..	..	3
Major Group 96 .	10	14	5	4	9	..	..	..	..	..	..	..	..	..	..	1
							Rural									
Division 7 . .	7	26	2	2	6	3	18	..	..	..	..	..	..	..	..	..
Division 9 . .	367	1,448	76	155	402	68	410	50	560	..	..	..	..	..	..	18
Major Group 75 .	7	26	2	2	6	3	18	..	..	..	..	..	..	..	..	..
Major Group 90 .	172	1,087	14	45	135	63	378	50	560	..	..	..	..	..	..	..
Major Group 92 .	78	160	9	66	132	3	19	..	..	..	..	..	..	..	..	..
Major Group 93 .	27	64	12	13	39	2	13	..	..	..	..	..	..	..	..	..
Major Group 94 .	57	79	25	18	54	..	..	..	..	..	..	..	..	..	..	14
Major Group 95 .	26	47	12	11	35	..	..	..	..	..	..	..	..	..	..	3
Major Group 96 .	7	11	4	2	7	..	..	..	..	..	..	..	..	..	..	1
							Urban									
Division 7 . .	2	13	..	1	4	1	9	..	..	..	..	..	..	..	..	..
Division 9 . .	49	851	3	7	19	5	24	17	208	10	245	7	352	..	..	..
Major Group 75 .	2	13	..	1	4	1	9	..	..	..	..	..	..	..	..	..
Major Group 90 .	34	787	..	..	..	2	10	15	180	10	245	7	352	..	..	..
Major Group 92 .	3	23	..	1	2	1	5	1	16	..	..	..	..	..	..	..
Major Group 93 .	1	12	..	..	..	..	..	1	12	..	..	..	..	..	..	..
Major Group 94 .	3	10	1	..	..	2	9	..	..	..	..	..	..	..	..	..
Major Group 95 .	5	16	1	4	15	..	..	..	..	..	..	..	..	..	..	..
Major Group 96 .	3	1	2	2	..	..	..	..	..	..	..	..	..	..	..	..

E—IV *Distribution of establishments (other than manufacturing, processing or servicing or business and trade establishments) by size of employment—contd.*

(ARUNACHAL PRADESH/DISTRICT)

Division/Major Group of N.I.C.	No. of Establishments by size of Employment															
	Total		1 Person	2—4 Persons		5—9 Persons		10—19 Persons		20—49 Persons		50—99 Persons		100+ Persons		Persons Unspecified
	Establishments	Persons Employed	Establishments	Establishments	Persons Employed	Establishments	Persons Employed	Establishments	Persons Employed	Establishments	Persons Employed	Establishments	Persons Employed	Establishments	Persons Employed	Establishments
1	2	3	4	5	6	7	8	9	10	11	12	13	14	15	16	17
SUBANSIRI District																
Total																
Division 7 . .	9	38	..	5	14	4	24	..	..	..	..	..	..	..	..	..
Division 9 . .	368	1,103	55	153	353	15	93	36	602	..	..	..	..	..	..	109
Major Group 75 .	9	38	..	5	14	4	24	..	..	..	..	..	..	..	..	..
Major Group 90 .	75	739	..	28	83	13	78	34	578	..	..	..	..	..	..	..
Major Group 92 .	91	157	..	72	144	..	..	1	13	..	..	..	..	..	..	18
Major Group 93 .	20	59	3	14	30	2	15	1	11	..	..	..	..	..	..	..
Major Group 94 .	64	25	10	5	15	..	..	..	..	..	..	..	..	..	..	49
Major Group 95 .	85	71	32	13	39	..	..	..	..	..	..	..	..	..	..	40
Major Group 96 .	33	52	10	21	42	..	..	..	..	..	..	..	..	..	..	2
Rural																
Division 7 . .	9	38	..	5	14	4	24	..	..	..	..	..	..	..	..	..
Division 9 .	368	1103	55	153	353	15	93	36	602	..	..	..	..	..	..	109
Major Group 75 .	9	38	..	5	14	4	24	..	..	..	..	..	..	..	..	..
Major Group 90 .	75	739	..	28	83	13	78	34	578	..	..	..	..	..	..	..
Major Group 92 .	91	157	..	72	144	..	..	1	13	..	..	..	..	..	..	18
Major Group 93 .	20	59	3	14	30	2	15	1	11	..	..	..	..	..	..	..
Major Group 94 .	64	25	10	5	15	..	..	..	..	..	..	..	..	..	..	49
Major Group 95 .	85	71	32	13	39	..	..	..	..	..	..	..	..	..	..	40
Major Group 96 .	33	52	10	21	42	..	..	..	..	..	..	..	..	..	..	2

E—IV. *Distribution of establishments (other than manufacturing, processing or servicing or business and trade establishments) by size of employment—contd.*

(ARUNACHAL PRADESH/DISTRICT)

Division/Major Group of N.I.C.	No. of Establishments by size of Employment															
	Total		1 Person		2—4 Persons		5—9 Persons		10—19 Persons		20—49 Persons		50—99 Persons		100 + Persons		Persons Unspecified	
	Establishments	Persons Employed	Establishments	Persons Employed	Establishments	Persons Employed	Establishments	Persons Employed	Establishments	Persons Employed	Establishments	Persons Employed	Establishments	Persons Employed	Establishments	Persons Employed	Person Employed	Establishments
1	2	3	4	5	6	7	8	9	10	11	12	13	14	15	16	17		
SIANG District																		
Total																		
Division 7 . .	25	132	..	13	43	10	66	2	23	..	..	..	..	..	..	..		
Division 9 . .	915	4,622	55	263	967	143	914	151	1,786	24	486	8	414	..	..	271		
Major Group 75 .	25	132	..	13	43	10	66	2	23	..	..	..	..	..	..	..		
Major Group 90 .	306	3,251	..	38	149	97	616	143	1,684	21	440	7	362	..	..	..		
Major Group 92 .	188	855	..	176	679	5	40	5	61	1	23	1	52	..	..	..		
Major Group 93 .	38	253	..	2	6	33	206	1	18	2	23	..	..	..	..	..		
Major Group 94 .	339	151	46	30	93	2	12	..	..	..	..	..	..	..	..	261		
Major Group 95 .	14	63	..	..	..	6	40	2	23	..	..	..	..	..	..	6		
Major Group 96 .	30	49	9	17	40	..	..	..	..	..	..	..	..	..	..	4		
Rural																		
Division 7 . .	13	56	..	10	32	3	24	..	..	..	..	..	..	..	..	..		
Division 9 . .	711	3037	35	223	811	94	568	115	1,380	12	243	..	..	..	..	232		
Major Group 75 .	13	56	..	10	32	3	24	..	..	..	..	..	..	..	..	..		
Major Group 90 .	202	1,984	..	18	54	63	378	111	1,332	10	220	..	..	..	..	..		
Major Group 92 .	178	720	..	174	672	..	..	4	48	..	..	..	..	..	..	..		
Major Group 93 .	33	203	..	2	6	29	174	..	..	2	23	..	..	..	..	..		
Major Group 94 .	268	72	27	14	45	..	..	..	..	..	..	..	..	..	..	227		
Major Group 95 .	5	16	..	..	..	2	16	..	..	..	..	..	..	..	..	3		
Ma or Group 96 .	25	42	8	15	34	..	..	..	..	..	..		..	..	..	2		
Urban																		
Division 7 . .	12	76	..	3	11	7	42	2	23	..	..	..	..	..	..	..		
Division 9 . .	204	1,585	20	40	156	49	346	36	406	12	243	8	414	..	..	39		
Major Group 75 .	12	76	..	3	11	7	42	2	23	..	..	..	..	..	..	..		
Major Group 90 .	104	1,267	..	20	95	34	238	32	352	11	220	7	362	..	..	..		
Major Group 92 .	10	135	..	2	7	5	40	1	13	1	23	1	52	..	..	..		
Major Group 93 .	5	50	..	..	..	4	32	1	18	..	..	..	..	..	..	..		
Major Group 94 .	71	79	19	16	48	2	12	..	..	..	..	..	..	..	..	34		
Major Group 95 .	9	47	..	..	..	4	24	2	23	..	..	..	..	..	..	3		
Major Group 96 .	5	7	1	2	6	..	..	..	..	..	..	..	..	..	..	3		

E—IV. *Distribution of establishments (other than manufacturing, processing or servicing or business and trade establishments) by size of Employment—contd.*

(ARUNACHAL PRADESH/DISTRICT)

Division/Major Group of N.I.C.	No. of Establishments by size of Employment															
	Total		1 Person		2—4 persons		5—9 persons		10—19 persons		20—49 persons		50—99 prsons		100 + persons		Persons unspecified
	Establishments	Persons employed	Establishments	Establishments	Persons employed	Establishments	Persons employed	Establishments	Persons employed	Establishments	Persons employed	Establishments	Persons employed	Establishments	Persons employed	Establishments
1	2	3	4	5	6	7	8	9	10	11	12	13	14	15	16	17
LOHIT DISTRICT																
Total																
Division 7	6	36	1	2	8	2	14	1	13	..	..	..	..	..	..	..
Division 9	440	2,514	31	119	325	147	1,037	68	896	2	94	2	131	..	..	71
Major Group 75	6	36	1	2	8	2	14	1	13	..	..	..	..	..	..	..
Major Group 90	210	1,983	1	20	59	119	834	66	864	2	94	2	131	..	..	..
Major Group 92	82	291	15	51	154	15	105	1	17	..	..	..	..	..	..	..
Major Group 93	21	107	..	13	40	7	52	1	15	..	..	..	..	..	..	..
Major Group 94	106	75	12	23	34	4	29	..	..	..	..	..	..	..	..	67
Major Group 95	10	23	3	4	12	1	8	..	..	..	..	..	..	..	..	2
Major Group 96	11	35	..	8	26	1	9	..	..	..	..	..	..	..	..	2
Rural																
Division 7	5	29	1	2	8	1	7	1	13	..	..	..	..	..	..	..
Division 9	422	2,266	30	113	302	140	980	66	860	2	94	..	..	..	..	71
Major Group 75	5	29	1	2	8	1	7	1	13	..	..	..	..	..	..	..
Major Group 90	206	1,825	1	20	59	118	826	65	845	2	94	..	..	..	..	..
Major Group 92	80	270	15	50	150	15	105	..	..	..	..	..	..	..	..	..
Major Group 93	18	87	..	12	37	5	35	1	15	..	..	..	..	..	..	..
Major Group 94	101	51	11	21	26	2	14	..	..	..	..	..	..	..	..	67
Major Group 95	9	15	3	4	12	..	..	..	..	..	..	..	..	..	..	2
Major Group 96	8	18	..	6	18	..	..	..	..	..	..	..	..	..	..	2
Urban																
Division 7	1	7	..	..	..	1	7	..	..	..	..	..	..	..	..	..
Division 9	18	248	1	6	23	7	57	2	36	..	..	2	131	..	..	..
Major Group 75	1	7	..	..	..	1	7	..	..	..	..	..	..	..	..	..
Major Group 90	4	158	..	..	..	1	8	1	19	..	..	2	131	..	..	..
Major Group 92	2	21	..	1	4	..	..	1	17	..	..	..	..	..	..	..
Major Group 93	3	20	..	1	3	2	17	..	..	..	..	..	..	..	..	..
Major Group 94	5	24	1	2	8	2	15	..	..	..	..	..	..	..	..	..
Major Group 95	1	8	..	..	..	1	8	..	..	..	..	..	..	..	..	..
Major Group 96	3	17	..	2	8	1	9	..	..	..	..	..	..	..	..	..

E—IV. *Distribution of establishments (other than manufacturing, processing or servicing or business and trade establishments) by size of employment—concluded.*

(ARUNACHAL PRADESH/DISTRICT)

Division/Major Group of N.I.C.	No. of Establishments by size of Employment															
	Total		1 person		2—4 persons		5—9 persons		10—19 persons		20—49 persons		50—99 persons		100+ persons		Persons unspecified
	Establishments	Persons employed	Establishments	Establishments	Persons employed	Establishments	Persons employed	Establishments	Persons employed	Establishments	Persons employed	Establishments	Persons employed	Establishments	Persons employed	Establishment
1	2	3	4	5	6	7	8	9	10	11	12	13	14	15	16	17
TIRAP DISTRICT																
Total																
Division 7	11	56	..	7	28	4	28	..	..	..	..	..	..	..	..	..
Division 9	853	2,093	135	275	587	136	1,011	14	215	2	45	2	100	..	..	289
Major Group 75	11	56	..	7	28	4	28	..	..	..	..	..	..	..	..	..
Major Group 90	145	1,088	..	46	95	84	672	11	176	2	45	2	100	..	..	..
Major Group 92	139	353	50	65	130	23	161	1	12	..	..	..	..	..	..	..
Major Group 93	42	196	..	23	67	17	102	2	27	..	..	..	..	..	..	..
Major Group 94	471	310	70	112	224	2	16	..	..	..	..	..	..	..	..	287
Major Group 95	20	59	5	12	36	3	18	..	..	..	..	..	..	..	..	..
Major Group 96	36	87	10	17	35	7	42	..	..	..	..	..	..	..	..	2
Rural																
Division 7	11	56	..	7	28	4	28	..	..	..	..	..	..	..	..	..
Division 9	853	2,093	135	275	587	136	1,011	14	215	2	45	2	100	..	..	289
Major Group 75	11	56	..	7	28	4	28	..	..	..	..	..	..	..	..	..
Major Group 90	145	1,088	..	46	95	84	672	11	176	2	45	2	100	..	..	..
Major Group 92	139	353	50	65	130	23	161	1	12	..	..	..	..	..	..	..
Major Group 93	42	196	..	23	67	17	102	2	27	..	..	..	..	..	..	..
Major Group 94	471	310	70	112	224	2	16	..	..	..	..	..	..	..	..	287
Major Group 95	20	59	5	12	36	3	18	..	..	..	..	..	..	..	..	..
Major Group 96	36	87	10	17	35	7	42	..	..	..	..	..	..	..	..	2
Urban																
Nil																

E—IV. 1 *Distribution of* 1000 *establishments (other than manufacturing, processing or servicing or business and trade establishme ts) in each Division/Major Group of NIC by size of employment in rural and urban areas separately.*

(ARUNACHAL PRADESH/DISTRICT)

Division/Major Group of N.I.C.	Total Rural Urban	No. of Establishments by size of Employment								
		Total	1 person	2—4 persons	5—9 persons	10—19 persons	20—49 persons	50—99 persons	100+ persons	Persons Un-specified
1	2	3	4	5	6	7	8	9	10	11
					ARUNACHAL PRADESH					
Total of Divisions 0, 1, 4, 5, 7 &	Total	1,000	117	329	176	111	13	6	..	248
	Rura	1,000	121	341	169	102	6	1	..	260
	Urban	1,000	84	199	245	199	77	60	..	136
Division 7 . . .	Total	1,000	50	500	400	50	..	..	..	..
	Rural	1,000	67	578	333	22	..	..	..	..
	Urban	1,000	..	267	600	133	..	..	..	..
Major Group 75 . . .	Total	1,000	50	500	400	50	..	..	..	..
	Rural	1,000	67	578	333	22	..	..	..	..
	Urban	1,000	..	267	600	133	..	..	..	..
Division 9 . . .	Total	1,000	119	325	171	112	13	6	..	254
	Rural	1,000	122	338	166	103	6	1	..	264
	Urban	1,000	88	196	225	203	81	63	..	144
Major Group 90 . . .	Total	1,000	16	188	401	339	37	19	..	..
	Rural	1,000	19	196	426	339	18	2	..	..
	Urban	1,000	..	141	260	338	148	113	..	..
Major Group 92 . .	Total	1,000	127	742	81	15	2	2	..	31
	Rural	1,000	131	754	72	11	..	..	..	32
	Urban	1,000	..	267	400	200	67	66	..	..
Major Group 93 . .	Total	1,000	101	436	409	40	14	..	..	..
	Rural	1,000	107	457	393	29	14	..	..	..
	Urban	1,000	..	111	667	222	..	..	..	..
Major Group 94 . .	Total	1,000	158	181	9	..	..	..	..	65
	Rural	1,000	149	177	4	..	..	..	..	670
	Urban	1,000	266	228	76	..	..	..	..	430
Major Group 95 . . .	Total	1,000	331	275	63	12	..	..	..	319
	Rural	1,000	359	276	34	..	..	..	..	331
	Urban	1,000	67	267	333	133	..	..	..	200
Major Group 96 . .	Total	1,000	283	558	67	..	..	..	..	92
	Rural	1,000	294	560	64	..	..	..	..	82
	Urban	1,000	182	545	91	..	..	..	..	18

E—IV. 1 *Distribution of 1000 establishments (other than manufacturing, processing or servicing or business and trade establishments) in each Division/Major Group of NIC by size of employment in rural and urban areas separately—contd.*

(ARUNACHAL PRADESH/DISTRICT)

Division Major Group of N.I.C.	Total Rural Urban	No. of Establishments by size of Employment								
		Total	1 person	2—4 persons	5—9 persons	10—19 persons	20—49 persons	50—99 persons	100+ persons	Persons unspecified
1	2	3	4	5	6	7	8	9	10	11
					Kameng District					
Total of Divisions 0, 1, 4, 5, 7 & 9	Total	1,000	191	388	181	158	23	17	..	42
	Rural	1,000	208	420	190	134	..	..	..	48
	Urban	1,000	59	157	118	333	196	137	..	..
Division 7 . . .	Total	1,000	222	333	445	..	..	..	..	..
	Rural	1,000	286	286	428	..	..	..	..	..
	Urban	1,000	..	500	500	..	..	..	..	..
Major Group 75 . .	Total	1,000	222	333	445	..	..	..	..	..
	Rural	1,000	286	286	428	..	..	..	..	..
	Urban	1,000	..	500	500	..	..	..	..	..
Division 9	Total	1,000	190	389	176	161	24	17	..	43
	Rural	1,000	207	423	185	136	..	..	..	49
	Urban	1,000	61	143	102	347	204	143	..	..
Major Group 90 . .	Total	1,000	68	218	316	315	49	34	..	..
	Rural	1,000	81	262	366	291	..	..	..	..
	Urban	1,000	..	..	59	441	294	206	..	..
Major Group 92 . .	Total	1,000	111	827	50	12	..	..	..	..
	Rural	1,000	115	846	39	..	..	..	..	..
	Urban	1,000	..	334	333	333	..	..	..	..
Major Group 93 . .	Total	1,000	429	464	71	36	..	..	..	..
	Rural	1,000	444	482	74	..	..	..	..	..
	Urban	1,000	..	..	..	1,000	..	..	..	..
Major Group 94 . .	Total	1,000	433	300	33	..	..	..	..	234
	Rural	1,000	438	316	..	..	..	..	..	246
	Urban	1,000	333	..	667	..	..	..	..	..
Major Group 95 . .	Total	1,000	419	484	..	..	..	..	..	97
	Rural	1,000	462	423	..	..	..	..	..	115
	Urban	1,000	200	800	..	..	..	..	..	..
Major Group 96 . .	Total	1,000	500	400	..	..	..	..	..	100
	Rural	1,000	571	286	..	..	..	..	..	143
	Urban	1,000	333	667	..	..	..	..	..	..

B—IV. 1 *Distribution of* 1000 *establishments (other than manufacturing, processing or servicing or business and trade establishments) in each Division/ Major Group of NIC by size of employment in rural and urban areas separately—contd.*

(ARUNACHAL PRADESH/DISTRICT)

Divisions/Major Group of N.I.C.	Total Rural Urban	No. of Establishments by size of Employment								
		Total	1 person	2—4 persons	5—9 persons	10—19 persons	20—49 persons	50—99 persons	100+ persons	Persons unspecified
1	2	3	4	5	6	7	8	9	10	11
				Subansiri District						
Total of Divisions	Total	1,000	146	419	50	96	..	..	..	289
0, 1, 4, 5, 7 & 9	Rural	1,000	146	419	50	96	..	..	..	289
	Urban	..	..	..	..	..	..	..	..	..
Division 7 . .	Total	1,000	..	556	444	..	..	..	..	..
	Rural	1,000	..	556	444	..	..	..	..	..
	Urban	..	..	..	..	..	..	..	..	..
Major Group 75 . .	Total	1,000	..	556	444	..	..	..	..	..
	Rural	1,000	..	556	444	..	..	..	..	..
	Urban	..	..	..	..	..	..	..	..	..
Division 9 . .	Total	1,000	149	416	41	98	..	..	..	296
	Rural	1,000	149	416	41	98	..	..	..	296
	Urban	..	..	..	..	..	..	..	..	..
Major Group 90	Total	1,000	..	373	173	454	..	..	..	..
	Rural	1,000	..	373	173	454	..	..	..	..
	Urban	..	..	..	..	..	..	..	..	..
Major Group 92 . .	Total	1,000	..	791	..	11	..	..	..	198
	Rural	1,000	..	791	..	11	..	..	..	198
	Urban	..	..	..	..	..	..	..	..	..
Major Group 93 . .	Total	1,000	150	700	100	50	..	..	..	..
	Rural	1,000	150	700	100	50	..	..	..	..
	Urban	..	..	..	..	..	..	..	..	..
Major Group 94 .	Total	1,000	156	78	..	..	..	..	..	766
	Rural	1,000	156	78	..	..	..	..	..	766
	Urban	..	..	..	..	..	..	..	..	..
Major Group 95 . .	Total	1,000	376	153	..	..	..	..	..	471
	Rural	1,000	376	153	..	..	..	..	..	471
	Urban	..	..	..	..	..	..	..	..	..
Major Group 96 .	Total	1,000	303	636	..	..	..	..	..	61
	Rural	1,000	303	636	..	..	..	..	..	61
	Urban	..	..	..	..	..	..	..	..	..

E—IV. 1 *Distribution of 1000 establishments (other than manufacturing, processing or servicing or business and trade establishments) in each Division/Major Group of NIC by size of employment in rural and urban areas separately—contd.*

(ARUNACHAL PRADESH/DISTRICT)

Division/Major Group of N.I.C.	Total Rural Urban	No. of Establishments by size of Employment								
		Total	1 person	2—4 persons	5—9 persons	10—19 persons	20—49 persons	50—99 persons	100+ persons	Persons unspecified
1	2	3	4	5	6	7	8	9	10	11
				Siang District						
Total of Divisions 0, 1, 4, 5, 7 & 9	Total	1,000	58	293	163	163	26	9	..	288
	Rural	1,000	48	321	134	159	17	..	..	321
	Urban	1,000	93	199	259	176	56	37	..	180
Division 7	Total	1,000	..	520	400	80	..	..	..	..
	Rural	1,000	..	769	231	..	..	..	..	..
	Urban	1,000	..	250	583	167	..	..	..	..
Major Group 75	Total	1,000	..	520	400	80	..	..	..	..
	Rural	1,000	..	769	231	..	..	..	..	..
	Urban	1,000	..	250	583	167	..	..	..	..
Division 9	Total	1,000	60	288	156	165	26	9	..	296
	Rural	1,000	49	314	132	162	17	..	..	326
	Urban	1,000	98	196	240	177	59	39	..	191
Major Group 90	Total	1,000	..	124	317	467	69	23	..	..
	Rural	1,000	..	89	312	549	50	..	..	..
	Urban	1,000	..	192	327	308	106	67	..	..
Major Group 92	Total	1,000	..	936	27	27	5	5	..	..
	Rural	1,000	..	978	..	22	..	..	..	..
	Urban	1,000	..	200	500	100	100	100	..	..
Major Group 93	Total	1,000	..	53	868	26	53	..	..	..
	Rural	1,000	..	61	879	..	60	..	..	..
	Urban	1,000	..	..	800	200	..	..	..	..
Major Group 94	Total	1,000	136	88	6	..	..	..	..	770
	Rural	1,000	101	52	..	..	..	..	..	847
	Urban	1,000	268	225	28	..	..	..	..	479
Major Group 95	Total	1,000	..	143	..	429	..	..	..	422
	Rural	1,000	..	..	400	..	..	..	..	600
	Urban	1,000	..	..	445	222	..	..	..	333
Major Group 96	Total	1,000	300	567	..	..	..	..	..	133
	Rural	1,000	320	600	..	..	..	..	..	80
	Urban	1,000	200	400	..	..	..	..	..	400

E—IV. 1 *Distribution of* 1000 *establishments (other than manufacturing, processing or servicing or business and trade establishments) in each Division/Major Group of NIC by size of employment in rural and urban areas separately—contd.*

(ARUNACHAL PRADESH/DISTRICT)

Division/Major Group N.I.C.	Total Rural Urban	No. of Establishments by size of Employment								
		Total	1 Person	2—4 Persons	5—9 Persons	10—19 Persons	20—49 Persons	50—99 Persons	100+ Persons	Persons unspecified
1	2	3	4	5	6	7	8	9	10	11
				Lohit District						
Total of Divisions	Total	1000	72	271	334	155	4	5	..	159
0, 1, 4, 5, 7 & 9	Rural	1000	73	269	330	157	5	..	..	166
	Urban	1000	53	316	421	105	..	105	..	..
Division 7	Total	1000	167	333	333	167	..	..	..	..
	Rural	1000	200	400	200	200	..	..	..	..
	Urban	1000	..	..	1000	..	..	..	..	..
Major Group 75	Total	1000	167	333	333	167	..	..	..	..
	Rural	1000	200	400	200	200	..	..	..	..
	Urban	1000	..	..	1000	..	..	..	..	..
Division 9	Total	1000	71	270	334	155	4	5	..	161
	Rural	1000	71	268	332	156	5	..	..	168
	Urban	1000	56	333	389	111	..	111	..	..
Major Group 90.	Total	1000	5	95	567	314	10	9	..	..
	Rural	1000	5	97	573	315	10	..	..	..
	Urban	1000	..	..	250	250	..	500	..	..
Major Group 92	Total	1000	183	622	183	12	..	..	..	..
	Rural	1000	187	625	188	..	..	..	..	..
	Urban	1000	..	500	..	500	..	..	..	..
Major Group 93.	Total	1000	..	619	333	48	..	..	..	..
	Rural	1000	..	667	278	55	..	..	..	..
	Urban	1000	..	333	667	..	..	..	..	..
Major Group 94.	Total	1000	113	217	38	..	..	..	..	63
	Rural	1000	109	208	20	..	..	..	..	663
	Urban	1000	200	400	400	..	..	..	..	..
Major Group 95.	Total	1000	300	400	100	..	..	..	..	200
	Rural	1000	333	445	..	..	..	..	..	222
	Urban	1000	..	..	1000	..	..	..	..	..
Major Group 96	Total	1000	..	727	91	..	..	..	..	182
	Rural	1000	..	750	..	..	..	..	..	250
	Urban	1000	..	667	333	..	..	..	..	..

E—IV. 1 *Distribution of 1000 establishments (other than manufacturing, processing or servicing or business and trade establishments) in each Division/Major Group of NIC by size of employment in rural and arban areas separately—concluded.*

(ARUNACHAL PRADESH/DISTRICT)

Division/Major Group of N. I. C.	Tota Rural Urban	No. of Establishments by size of Employment								
		Total	1 Person	2—4 Persons	5—9 Persons	10—19 Persons	20—49 Persons	50—99 persons	100+ persons	Persons unspecified
1	2	3	4	5	6	7	8	9	10	11
					Tirap District					
Total of Divisions	Total	1000	156	327	162	16	2	2	..	335
0, 1, 4, 5, 7 & 9	Rural	1000	156	327	162	16	2	2	..	335
	Urban	..	..	..	..	..	..	..	..	..
Division 7 . . .	Total	1000	..	636	364	..	..	..	..	..
	Rural	1000	..	636	364	..	..	..	..	..
	Urban	..	..	..	..	..	..	..	..	..
Major Group 75. . .	Total	1000	..	636	364	..	..	..	..	..
	Rural	1000	..	636	364	..	..	..	..	..
	Urban	..	..	..	..	..	..	..	..	..
Division 9 . . .	Total	1000	158	322	160	17	2	2	..	339
	Rural	1000	158	322	160	17	2	2	..	339
	Urban	..	..	..	..	..	..	..	..	..
Major roup 90. . .	Total	1000	..	317	579	76	14	14	..	..
	Rural	1000	..	317	579	76	14	14	..	..
	Urban	..	..	..	..	..	..	..	..	..
Major Group 92. . .	Total	1000	360	468	165	7	..	..	..	..
	Rural	1000	360	468	165	7	..	..	..	..
	Urban	..	..	..	..	..	..	..	..	..
Major Group 93. . .	Total	1000	..	548	405	47	..	..	..	..
	Rural	1000	..	548	405	47	..	..	..	..
	Urban	..	..	..	..	..	..	..	..	..
Major Group 94 . . .	Total	1000	149	238	4	..	..	..	..	609
	Rural	1000	149	238	4	..	..	..	..	609
	Urban	..	..	..	..	..	..	..	..	..
Major Group 95. . .	Total	1000	250	600	150	..	..	..	..	..
	Rural	1000	250	600	150	..	..	..	..	..
	Urban	..	..	..	..	..	..	..	..	..
Major Group 96. . .	Total	1000	278	472	194	..	..	..	..	56
	Rural	1000	278	472	194	..	..	..	..	56
	Urban	..	..	..	..	..	..	..	..	..

Appendix VI

National Industrial Classification

(N. I. C.) 1970

12—1 Cen. Aru/72

Appendices

APPENDIX I

CENSUS OF INDIA 1971

HOUSELIST

Name of District ..... Code No. ..... Name of Village or Town ..... Code No. .....

Name of Taluk/Tehsil/Thana/Anchal/Island ..... Code No. ..... Name or number of Ward/Mohalla/Enumerator's Block ..... Code No. .....

Line No.	Building No. (Municipal or Local Authority or Census No.)	Census House No.	Predominant construction material of Census House		Purpose for which Census House is used, *e. g.* residence, shop, shop-*cum*-residence, business, factory, /workshop-*cum*-residence, school, bank, commercial house, office hospital, hotel, etc, or vacant	Is it used wholly or partly as an establishment ? yes or No. If yes, enter further details in the Establishment schedule and indicate the serial No. of that entry here	If used wholly or partly as a residence									Remarks
			Material of Wall	material of Roof			Household No.	Name of the Head of Household	If S. C. of S.T., write name of Caste/Tribe	No. of living rooms in the occupation of Census Household	Does the household live in owned or rented house? (i) Owned(O) (ii) Rented(R)	No. of persons normally residing in Census Household on day of visit of the enumerator			Does the household cultivate land? (Yes of No)	
												Males	Females	Total		
1	2	3	4	5	6	7	8	9	10	11	12	13	14	15	16	17
											Total					

Signature of Enumerator ..... Date.....

Note : Please do not write in the spaces enclosed by dotted lines in Cols. 4, 5 6, 10 & 12.—These are meant for use in the Tabulation offices for coding

Signature of Supervisor..... Dated.....

APPENDIX II

INSTRUCTIONS TO ENUMERATORS FOR FILLING UP THE HOUSELIST AND ESTABLISHMENT SCHEDULE

INSTRUCTIONS—PART I

HOUSELIST

General

Census is a national undertaking of great importance, indispensable to intelligent and efficient public administration apart from the other multifarious ways it serves the scholar the businessman, industrialist, the country's planners, the electoral authorities etc. Census has become a regular feature in every progressive country, whatever be its size and political set-up and they are conducted at regular intervals to fulfil well defined objectives.

2. The job entrusted to you, *viz.*, the house numbering and houselisting is an essential preliminary set to the population census. Apart from mere listing of houses, you will be collecting some essential data on housing, as also separataly on manufacturing, trading and service establishments which will be useful to the country's planners. You have, therefore, an important role to play. The quality and quantity of your contribution depends on how well you apply yourself to this task, understand the instructions thoroughly and carry out your responsibilities with the care that it demands.

3. You will be required to prepare lay-out sketches showing the location of houses within the area allotted to you and number all the houses, residential or otherwise and list them and fill up some essential particulars in the schedules given to you. The house-numbering sketches prepared by you may form the besis for a permanent system of house-numbering that may be introduced and maintained by the local bodies concerned in future.

House-numbering and preparation of notional maps

4. *Rural areas :* The first operation will be allotment of distinguishing numbers to each building, house and household.

5. Before the actual affixing of house numbers on doors an essential step to be taken is to prepare a rough notional map of the entire village and decide on whether the village should be sub-divided into blocks and if so, how? Normally a small village of less than 125 houses need not be sub-divided into blocks. But if a village has one or more hamlets, irrespective of the size, it is desirable to divide the area of the village into blocks so that each hamlet with the adjoining area is recognised as a separate house-numbering block of the village. It is important that the dividing lines between one block and another should be clearly demarcated. Such dividing lines, besides following some natural boundaries wherever possible should also be indicated by the Survey number that fall on either side of the dividing line in cadastrally surveyed villages. In villages which are not cadastrally surveyed, the line can be indicated by the name of the owners of the fields on either side of the line or by the name of the field, if any. A notional map showing the general topographical details of a whole revenue village particularly if a survey map is already available with the village revenue officials, will greatly help. This notional map should indicate the prominent features and land marks such as the village site, roads, cart tracks, hills rivers, *nallahs*, etc. Clear demarcation lines of blocks are important so that any to define at the foot of the map the boundaries of a particular block is covered by a specific block without giving scope for any doubt. It may be desirable to define at the foot of the map the boundaries of each block clearly.

6. Having thus prepared the village map, each block of the village as demarcated on the village map should be taken up for a detailed sketching of the layout. In this detalied sketch the emphasis is mainly on the lay-out of the houses on the village site. The sketch should show all the roads, streets and cart tracks. The names of the streets, if any, should be shown on these sketches. All topographicla details, important features and public buildings should be prominently shown. Then every single building or house should be located on this sketch. It will be of advantage if the *Pucca* and *Kachha* houses are shown by some conventional signs like a square □ for a *Pucca* house and a triangle Δ for a *Kachha* house, further depicting them as residential or non-residential as follows :

□*Pucca* residential house; for *Pucca* non-residential house shade the square.

Δ*Kachha* residential house; for *Kachha* non-residential house shade the triangle.

It is difficult to evolve a comprehensive definition of the term 'Pucca' and 'Kachha' houses to cover different patterns of structures all over the country. The categorisation of the house as *Pucca* or *Kachha* for the purpose of depicting them on the lay-out sketches is purely to facilitate identification. Also as *Kachha* houses are not likely to be long-lasting, any one referring to the lay-out sketches a few years later can easily distin guish settlement areas which are likely to have undergone change. For the purpose of the preparation of lay-out sketches a *Pucca* house may be treated as one which has its walls and roof made of the following materials :

Wall material : Burnt Bricks, stone (duly packed with lime or cement), cement concrete or timber, etc.

Roof Material : Tiles, GCI* sheets, asbestos cement RBC* RCC* and timber, etc.

Houses, the walls and or roof of which are made of material other than those mentioned above such as unburnet brick, bamboo, mud, grass, reeds, thatch etc., or loosely packed stone burnt bricks etc. may be treated as *Kachha* houses.

7. When once the location of every building house is fixed on the plan, it will be a simple matter to decide on a convenient method of numbering the buildings/houses in one series following certain principles. No hard and fast rule can be laid as to the direction in which the house numbers should run *i.e.*, left to right or in a clockwise order or north-east to south-west and so on Much depends on the lay-out. So long as some convenient and intelligible order is followed it should be all right. The numbers allotted to each house should be marked on the sketch nd with the help of arrow marks at convenient intervals, the

*NOTE : G.C.I.—Galvanized Corrugated Iron, R.B.C.—Reinforced Brick Concrete and R.C.C.—Reinforced Cement Concrete.

direction in which the house numbers run should be indicated. This is particularly important when streets cut across one another and the housenumbering series along a street get interrupted. It will be of advantage if the numbers are roughly marked in pencil on this sketch and later verified with the actual state of things on ground to see if the order of numbering indicated on the sketch would be convenient or if any slight changes are needed, for, after all the sketch is only a rough one and the actual state of buildings on ground may suggest a more intelligible order of numbering at some places.

8. Where villages are not cadastrally surveyed and the village boundaries not fixed by survey, it is essential that the limits of each village are defined by some permanent features so that it may be known that any house falling in any such areas may be reckoned along with a particular village.

9. In the forest areas, all habitations are not on settled pattern. There are forest villages which may be just like other revenue villages or *mauzas*. For such villages procedure for preparing normal lay-out plan sketches may be followed. But apart from such villages, there would be clusters of habitations spread out in the forest. It will be facilitating, if for the purpose of netting such clusters a lay-out plan is prepared of the Forest area comprising the lowest administrative unit (such as, beat of a Forest Guard in some States). Then the cluster should be drawn on the lay-out sketch. Name of the cluster should also be written, if there be one. If there be no name, then it would be necessary to identify it with reference to any known permanent feature such as a hill stream, a range of hills, road and so on. After drawing the boundaries of such clusters on the lay-out the location of each of the houses should be indicated on it and number assigned to each house. Habitations (clusters) falling within the area of the smallest forest administrative unit should be taken as one village for the purpose of housenumbering and houselisting.

Since it is likely that some of the tribal habitations may change their locations now and then, it is necessary to define the location of a habitation area with reference to any known permanent feature as indicated above in regard to the clusters in Forest areas.

10. *Urban Areas :* The preparation of notional maps and the house-numbering sketches in urban areas should essentially follow the same procedure as in the rural areas excepting that in most urban units the draughtsman of the Municipal Administration might have already prepared town maps perhaps even to scale and these may come extremely useful. It has been found from experience that the boundaries of towns are often times loosely defined and not properly demarcated giving rise to several doubts regarding the areas lying on the out-skirts of towns. It is important that the map should very clearly indicate the boundaries by means of definite survey numbers and also other permanent features. Sometimes one side of a road falls within the town limits and the other side excluded as it may be outside the defined boundary of the town. All these should be carefully verified on ground before the maps are certified to be correct by the supervising authorities. Cases of sub-urban growth adjoining the limits of a town and such cases as one side of a street falling outside the limit of a town should be brought to the notice of the superior officers who will have to ensure that such built up areas are properly accounted for within the administrative units in which they fall.

11. But what is essential is that very detailed plan showing the location of every building and census house along every road and street in each ward, locality or *mohalla* of a town should be clearly prepared. In view of the very large number and close location of houses in urban areas it may be necessary to have a large number of sketches each covering a limited area. Each town would probably have already been divided into some permanent *mohallas* or localities or wards. A large map of the entire town indicating the boundaries of each of the sub-units into which the town has been divided should be prepared. On this map, the main roads and other topographical details and important public buildings etc., may be shown for clear identification of the boundaries of each *mohalla*/locality/ward etc. Next, a skeleton map of each locality/ward or block should be prepared in which all the roads and streets should be clearly indicated and their names also written. Then each building and house should be located on this skeleton map. May be that even a locality/ward may be too large an area to indicate all houses on a single map. In such a case a ward map showing the segments and separate lay-out map for each one of the segments may be prepared and on these segments the buildings and houses should be clearly located and the house-numbers shown. It may be an advantage if the non-residential houses are distinguished from the residential houses as indicated in para 6 of these instructions. Here again the important permanent buildings may be indicated such as say, town-hall, large office building, court building, post office, hospital, school, church, market building etc.

12. As stated earlier most towns may already be having a satisfactory house-numbering system. This need not be disturbed and may be adopted for the purpose of preparation of the house-numbering maps referred to above. The house-numbering can be brought up-to-date with the help of these lay-out maps. If there be no proper system of house-numbering in the town, then you will have to assign numbers to the houses in the (lay-out sketch (es) of your jurisdiction in the manner indicated hereafter.

Numbering of Buildings and Census Houses in rural as well as urban areas

13. You have to give numbers to "Buildings" and "Census houses" in all areas. The instructions below will guide you to determine what a building and a census house are for the purpose of houselisting. The building is a readily distinguishable structure or group of structures which is taken as the unit for housenumbering. The entire building may be deemed one census house or sometimes parts of it, as will be explained. The objective is to ultimately number and list out all physical unit of constructions which are used for different purposes, residential or otherwise.

14. *Building* : A "building" is generally a single structure but sometimes made up of more than one component unit which are used or likely to be used as dwellings (residences) or establishments such as shops, workshops, factories, etc., or as godowns, stores, cattle-sheds etc. or in combination with any of these such as, shop-*cum*-residence, or workshop-*cum*-residence etc.

15. Sometimes a series of different buildings may be found along a street which are joined with one another by common walls on either side looking like a continuous structure. These different units are practically independent of one another and likely to have been built at different times and owned by different persons. In such cases though the whole structure with all the adjoining units apparently appears to be one building each portion should be treated as separate building and given, eparate number.

16. If there are more than one structure within an enclosed or open compound (premises) belonging to the same person *e.g.*, the main house, the servant's quarters, the garage etc. only one building number should be given for this group and each of the constituent separate structures assigned a sub-number like 1(1), 1(2), 1(3) and so on provided these structures satisfy the definition of a 'Census House' given hereafter.

17. The buildings should be numbered as follows :

(i) If the locality consists of a number of streets in a village; the buildings in the various streets in a village, should be numbered continuously. Streets should be taken in uni- from order from North-east to South-west. It has been observed that the best way of numbering the buildings is to continue with one consecutive serial on one side of the street and complete the numbering on that side before crossing over to the end of the other side of the street and continuing with the serial stopping finally opposite to where the first number began.

(ii) In a town/city, enumeration block, the numbering will have to respect the axis of the street and not any pre-conceived geographical direction like North-east etc.

(iii) Arabic numerals *e. g.* (1, 2, 3,.....) should be used for building numbers.

(iv) A building under construction, the roof of which has been completed should be given a number in the serial..

(v) If a new building either *Pucca* or *Kachha* is found after the house-numbering has been completed or in the midst of buildings already numbered, it should be given a new number which may bear a sub-number of the adjacent building number, *e.g.*, 10/1.

NOTE : These should not be numberd as 10(1) or 10(2) etc. as such numbering would apply to census houses within the same building. On the other hand, 10/1 would mean a separate building that has come up after building No. 10.

18. *Census Houses :* A "Census house" is building or part of a building having a separate main entrance from the road or common court-yard or stair-case etc., used or recognised as a separate unit. It may be inhabited or vacant. It may be used for a residential or non-residential purpose or both.

19. If a building has a number of flats or blocks which *are independent of one another* having separate entrances of their own from the road or a common stair-case or a common court-yard leading to a main gate, they will be considered as separate census houses. If within a large enclosed area there are separate buildings, then each such building will be one or more separate census houses. If all the structures within an enclosed compound are together treated as one building then each structure with a separate entrance should be treated as a separate census house.

20. Each census house should be numbered. If a building by itself is a single census house, then the number of the census house is the same as the building number. But if different parts or constituent units of a building qualify to be treated as separate census houses, each census huse should be given a subnumber within brackets to the building number as 10(1), 10(2) etc., or 11(1), 11(2), 11(3), etc.

21. The order in which census houses within a building are to be numbered, should be continuous, preferably clockwise or in any convenient manner if it is difficult to do it clockwise.

22. The definition of census house may sometimes be difficult of application in its literal sense in the context of varying patners of structures and their usage. For example, in cities and towns one does come across a situation when flat in the occupation of one household as residence may be made up of four rooms or so and all the rooms may have direct entrance from a common court-yard, or stair-case. In terms of the definition of a census house each of these rooms having entrances from the common stair-case etc., may qualify to be treated as census houses. But it does not realistically reflect the situation of the number of houses. In such case, 'singleness' of use of these rooms alongwith the main house by the household should be taken into account and the entire flat comprising four rooms should be treated as one census house only and assigned one number. If on the other hand each one of these rooms had been separately occupied by independent households and if each portion has separate main entrance then each will be justified to be treated as a separate census house. In a hostel building even if the door of each room in which an inmate lives opens on to a common verandah or stair-case as it happens almost invariably, the entire hostel building may have to be treated as one census house only. In some parts of the country in the rural areas, the pattern of habitation is such that a single household occupies a group of huts within an enclosed fence which has one main entrance. Each of the apparently separate structures is an intergral part of the housing unit as such. In such cases it may be more realistic to treat the group as one census house. Care should be taken to ascertain if only one household occupies such a unit or shared by more than one household. Thus the definition of a census have to be applied having due regard to the actual situation in such exceptional cases.

23. It is usual to find in municipal towns/cities that every site whether built upon or not is numbered by the municipal authorities on property basis. Such open sites even if they are enclosed by a compound wall should not be listed for census purposes. Only where a structure with four walls and a roof has come up, should it be treated as a census house and listed. But in some areas the very nature of construction of houses is such that, for example, a conical roof almost touches the ground and an entrance is also provided, and there may not be any wall as such. Such structures should of course be treated as buildings and houses and numbered and listed.

24. *Household :* A household is a group of persons who commonly live together and would take their meals from a common kitchen unless the exigencies of work prevented any of them from doing so. There may be 'one member household, two-member household or multi-member household'. For census purposes each one of these types is regarded as a "Household". Again, there may be a household of persons related by blood or household of unrealated persons ; the latter are Boarding Houses, Hostels, Residential Hotel, Orphanages, Rescue Homes, *Ashrams* etc. These are called "Institutional Households".

Each household will be listed according to the instructions that follow (*see* paras 44 & 45) and a distinguishing number allotted to each household. As each household will be related to the physical structure of a census house, the household number as such need not be painted on the door of each census house. Only the building and census house number will be painted.

HOUSELISTING

25. After the preparation of the national housenumbering maps and the numbering of the houses, the next step is to list them in the prescribed from (Houselist).

26. At the 1971 Census, a houselist schedule and an establishment schedule will be canvassed on universal basis. Specimen forms of the schedules to be so canvassed are given at the end of this book.

The following instructions will guide you in filling the houselist.

27. On the top of the houselist form, provision is made to note the name of District with Code No., name of Taluk/Tehsil/Thana/Anchal/Island/Code No., name of Village/Town/Code No., name or No. of Ward, *Mohalla*, Enumerator's Block Code No. The entries here are to be filled in by you very carefully. The Location Code is the method by which every village or town in any tehsil or police station in every district of a State is identified by a combination of numbers. For this purpose every district, tehsil or police station, village or town/ward/mohalla/enumerator's block in your State would have been allotted code numbers. Your charge Superintendent or the Supervisor would have indicated to you the district, tehsil or police station and the village or town/ward/mohalla/enumerators block code numbers pertaining to you. You shall have to enter them in the relevant spaces against the names of the various jurisdictional units. *Please note that the town number is to be given in Roman figures to distinguish it from the village number which will be indicated by Arabaic numerals.*

NOTE : Please do not write anything in spaces enclosed by dotted lines in column Nos. 4, 5, 6, 10 and 12. These are meant for writing code numbers in the tabulation offices.

28. *Col.* 1 *: Line Number* Every line in the Houselist is to be numbered serially. The line numbers should be continuous for your block. Arbaic numerals should be used for this purpose *e.g.*, 1, 2, 3, 4 etc.....

Col. 2 *Building: No. (Municipal or local authority or Census No.)*

29. Before you start houselisting, every building will bear a number. Some Municipal towns may have satisfactory system of numbering the buildings and after preparation of the lay-out sketch of your area, you would have given the same number to the building located on the sketch.

30. There would be cases where the Municipal numbers or local authority numbers are not found satisfactory and therefore you would have given numbers to various buildings by way of updating the numbering or revising it. In any case you would have assigned a number to every building in the lay-out sketch. The third contingency is that numbering did not exist earlier and you have numbered the buildings and assigned them the number on the lay-out sketch and marked then on the building itself.

31. The number which has been assigned in the lay-out sketch in any of the three modes described above and marked or put on the building should be written in this column.

32. If the building has a well-known name then the name of the building should also be recorded in this column in addition to the number of the building.

The purpose of this column is to readily identify every building by the number found on it and by local name if any the building may bear.

33. The attributes of a census house have been described earlier and in accordance with those instructions would have allotted census house number to a building or to a part of a building.

Col 3 : Census House Number

34. If there is only one census house in the building, then the number of the census house will be the same as the building number, which will be repeated in this column.

35. If there be more than one census house in a building (as mentioned in paras 19 and 20) *e.g.*, in building No. 10, there are three census houses—then against the first census house you will record "10(1)", for the second "10(2)" and for the third "10(3)" in this column. Column 2, Building number, will be entered in the first line only against which census house No. 10(1) would have been mentioned in Col. 3. Colum 2 will remain blank against census house No. 10(2) and 10(3).

NOTE : You should *not* indicate them as 10/1 or 10/2 etc. as that would be followed in the allotment of a number to a new building not previously numbered that has come up after building No. 10.

Column 4-5 : Predominant construction material of census house

36. In these columns you will have to note the materials of wall and roof.

37. Under this column, the material out of which the major portion of the walls of the house are made, as for example, grass, leaves, reeds, bamboo, unburnt bricks, mud, burnt bricks, ston, cement concrete, timber etc., should be written. Where a house consists of separate structures each having walls made out of different materials, the material out of which the walls of the main portion of the house mostly used for living or sleeping are made, are to be recorded.

Col. 4 : Material of wall

38. The material out of which most of the outer roofs, exposed to the weather and *not the ceiling* is made *i.e.*, tiles, thatch, corrugated iron, zinc or asbestos cement sheets or concrete, slate, tiles, etc., should be written. In the case of a multi-storeyed building the intermediate floor or floors will be the roof of the lower floor. If the roof is mainly made of bricks, stone etc., and has a mud plaster, cement plaster or time plaster exposed to the sky, the material of roof in such cases will *not* be "mud", "cement", or "lime" respectively but it will be "bricks", "stone" etc., which constitute the fabric of the

Col. 5 : Material of roof

39. The actual use to which a census house is put is to be recorded here keeping in mind the broad categorisation such as : (these are purely illustrative) ;

Col. 6 : Purpose for which Census House is used e.g. *residence, shop, shop*-cum-*residence, business, factory, workshop, workshop*-cum-*residence, school, bank, commercial house, office, hospital, hotel, etc., or Vacant*

(1) Residence, shop-*cum*-residence, workshop-*cum*-residence

(2) Factory/workshop and workshed etc. Factory should be written if it is registered under Indian Factorles Act. A 'workshop" is a place where any kind of production, repair or servicing goes on or where goods and articles are made and sold, but is not large enough to be a factory. It is not necessary that some machinery should exist. Even a place where some household industry (as defined in Para 78) such as say, handloom weaving *biri* rolling, *papad* making, toy making etc. is carried on, it should be noted as a workshop here. If it is also used as a residence it should be noted as workshop-*cum*-residence. Make searching inquiry if a house is used for the purpose of production of any goods or engaged in some processing or repairing even on a Household Industry basis as these are not likely to be apparent to a casual observer.

Shop :

(3) Shop : A shop is a place where articles are bought and/or sold or cash or for credit.

(4) Office, business house, bank, etc. Business house is the where transactions in money or other articles take place

(5) Hospital, dispensary, Health centre, Doctor's clinic etc.

(6) School and other educational institution.

(7) Hotel, *sarai*, *dharamashala*, tourist house, inspection house, etc.

(8) Restaurant, sweetmeat shop and eating place. (A sweetmeat shop where sweetmeat is being made and sold should be recorded as a Workshop).

(9) Place of entertainment such as cinema house, their community-gathering (Panchayatghar) etc.

(10) Place of worship *e.g.*, temple, church, mosque, gurudwar etc.

(11) Institution such as orphanage, rescue home, jail, reformatory, children home, etc.

(12) Others *e.g.*, cattle-shed, garage, godown, laundry, petrol bunk, passenger shelter, etc., the exact use to be full described.

(13) If the census house is found vacant, *i.e.*, if no person is living in it at the time of enumeration and it is no being used for any of the purposes listed above, write 'vacant' in this Col. If the census house is locked b e cause the occupants have gone on journey or pilgrimage then it may *not* be treated as "vacant", but the use to which it is put recorded here and the fact that the occupants have gone on a journey/pilgrimage, noted in the 'Remarks' column as "House locked, occupants on journey/pilgrimage etc."

NOTE : The reason for vacancy such as 'dilapidated' under repair', incomplete constructior, 'want of tenant', etc., may be recorded in the ''Remarks" column.

Definition of an Establishment

40. An "Establishment" is a place where goods are produced or manufactured not solely for domestic consumption or where servicing and/or repairing is done such as factory, workshop or household industry or servicing and/or repair workshop or a place where retail or wholesale business is carried on or commercial services are rendered or an office, public or private or a place of entertainment or where educational, religious, social or entertainment services are rendered. It is necessary that in all these places one or more persons should be actually working. Thus an establishment will cover manufacturing, trade and other establishments where people work.

Col. 7 : Is it used wholly or partly as an Establishment ? Yes or No. If yes, enter further details in the Establishment Schedule and indicate the Serial No. of that entry here

Examples :

A factory or a workshop or workshop-*cum*-residence or a trading, or other establishment, *i.e.*, where some kind of production processing repair or servicing is undertaken or where goods or articles are made and sold, or some business is being carried on such as a grocery shop, a *pan* shop, restaurant, bank, hotel, or an office is functioning such as Government office, commercial office, or an institution is being run such as school, college, hospital dispensary, etc., and where one or more persons are working

An Establishment may occupy a census house or a Group, of census houses or a part of a census house.

41. This column applies only in cases where the census house is used as an Establishment as defined above. Sometimes the act of production, processing or servicing may not be apparent especially if carried on as a household industry *e.g.*, when a handloom is located inside a house and is not in operation at the time of enumerator's visit or if some other type of household industry such as *papad* making or toy manufacturing or *bidi* rolling etc., e is done say in some interior protion of the house. You should make searching enquires to see if any production, processing or servicing is done or any business is carried on or any institution is being run in any part of the house not readily seen from outside.

If 'Yes' is recorded here go to the Establishment Schedule, and fill up further particulars in that Schedule. Please fill in the Serial No. of the entry as given in the Establishment Schedule in this column after 'Yes'.

42. It is possible that some kind of production or processing is undertaken in the house by the members of the household for *purely domestic consumption.* For example, hand pounding of rice, preparation of spices like, *haldhi.* (turmeric), chillies, etc. or say, knitting of woollen garments, embroidery work, loin-loom weaving and so on, meant for household use only and not for sale. In such cases, the house should not be treated as an 'establishment'.

COLUMNS 8 TO 16

43. These columns will relate to census houses which are used wholly or partly as a residence. If, therefore, a particular census house is not being used for residential purposes at all even partly, as will be evident from entry in Col. 6, put 'X' in each of the columns 8 to 16.

44. A 'household' is a group of persons who commonly live together together and would take their meals from a common kitchen unless the exigencies of work, prevented any of them from doing so. It may be made up of related or un-related persons. A cook or servant living in the house of his employer and taking his food there is part of that household. A hostel where a number of un-related persons live ogether is an institutional household. So also a Jail.

Col. 8 : House hold No.

45. There may be more than one household in a census house. Each household should be given a separate number. This can be done by using the alphahets as (a), (b), (c), etc., as affixes to the census house No. For example, if building No. 2 is also a census house and has three households, the household numbers will be 2(a), 2(b) and 2(c). If building number 4 has two census houses, the houses will be numbered as 4(1) and 4(2). If within these houses there are respectively 3 and 2 households then they will be numbered as 4(1)(a), 4(1)(b), 4(1)(c) and 4(2)(a) and 4(2)(b) respectively. If, however, building No. 3 is also a census house and has only one household, the household No. to be entered in this column will be No. 3 only.

46. In the above cases of households Nos. 2(b), 2(c), 4(1)(b) 4(1)(c) and 4(2)(b), there will be no entries against them n Col. 3 to 7. Cols. 3 to 7 will be filled for the entire census house 2, 4(1) or 4(2) as the case may be, once. There is no need to repeat Cols. 3 to 7 in each line for whch entries are made for more than one household against that census house in Cols. 8 to 16

47. The name of the Head of each household should be written. The Head of the household for census purposes is a persons who is recognised as such in the household. He is generally the person who bear the chief responsibility for the maint enance of the household and takes decisions on behalf of the huusehold. The Head of the household need not necessarily be the elest male member, but may even be a female or a younger member of either sex. You need not enter into any long argument about it but record the name of the person who is recognised by the Household as its Head. In the case of institutions like boarding houses, messes, chummeries which should be regarded as household ds of un-related persons living together and which may be called Institutional Households, the manager or superintendent or the persons who has a dministrative responsibity or who by common consent is regarded as the Head sho uld be recorded as the Head of the household. In the case of an absentee *dejure* 'Head', the person on whom the responsibility of managing the affairs of the household falls at the time of enumeration, should be regarded as the Head.

Col. 9 : Name of the head of household

48. You will have been furnished with a list of Schedule Castes and Scheduled Tribes notified for your area. Ascertain if the head of the household belongs to a Scheduled Caste or a Scheduled Tribe and check whether the Caste/Tribe is scheduled as per your list. If so,

Col. 10 : If S. C. or S. T., write name of caste/ tribe

for Sheduled Caste write "S.C." and record name of caste

for Scheduled Tribe write "S.T." and record name of tribe.

for others write "X"

For a household belonging to Scheduled Caste, check religion of the head of the household. He or she should be either a Hindu or a Sikh. There cannot be a S.C. in any other religion. Scheduled Tribes may belong to any religion.

49. In a case where the head of the household belongs to Scheduled Caste/Scheduled Tribe even if any other member of the household (except insitutional households) does not belong to S.C./S.T. then write S.C./S.T. as the case may be and mention the Caste/Tribe to which he belongs. On the other and if the head does not belong to S.C./S.T. but any other member of the household does belong to S.C./S.T. ; write 'X' in his column

In the case of all 'Institutional Households' write 'X' in this column irrespective of whether the head belongs to a S.C. S.T. or not.

51. A room should have four walls with a door way with a roof overhead and should be wide and long enough for a person to sleep in *i.e.*, it should have a length of not less than 2 metres and a breadth of at least $1\frac{1}{2}$ metres, and 2 metres in height. An enclosed room, however, which is used in common for sleeping, sitting, dining, storing and cooking etc., should be regarded as a room. An unenclosed verandah, kitchen, store, garage, cattle-shed and latrine and rooms in which a household industry such as a handloom is located which are not normally usable for living or sleeping etc., are excluded from the definition of a room for the purpose of this column.

Col. 11 : *No. of living rooms in the occupation of Census Household*

52. If there is only one household in a census house the counting of rooms will not be difficult. But if a census house consists of a number of households, the number of rooms occupied by each household has to be entered against the name of each Head of household. In cases where a room is occupied by more than one household or they share more than one room, the number of rooms sould be given together against a bracket as common to such households.

53. One is likely to come across conical shaped hut or tent in which human-beings reside. In such improvised accommodation, there will be no four walls to a room and, therefore, the above definition would not strictly apply to such types of accommodation. In such cases, the tent or conical hut etc., may in itself be construed to be a room.

54. If a household is occupying a census house owned by itself and is not paying anything to anybody in the form of rent then the household may be considered as living in own house. This should be recorded by 'O'. A household living in a flat or a house taken on 'ownership' basis on payment of instalments, should be regarded as living in its own house, notwithstanding that all instalments have not been paid.

Col. 12 : *Does the household live in owned or rented house* : (i) *Owned* (*o*), (ii) *Rented* (*R*)

55. If the household lives in rented house write 'R'. A housing unit is rented if rent is paid or contracted for, by the occupatnts in cash or in kind. Where an owner permits a household to live in a house, rent free even then the household should be treated as living in a rented house. For example, rent free accommodation provided to employees by Government, Instituions, Companies etc. In such cases, you should treat the house as rented and write 'R'.

56. Enter the number of males normally residing in the household in column 13 ; females in col. 14 and total number of persons in column 15 (Col. 13+Col. 14).

Cols. 13 *to* 15 : *No. of persons normally residing in census household on day of the visit of the enumerator*

57. In these columns normal residents are to be recorded even though some of them may be absent on the day of enumerator' visit. Casual visitors sould be excluded as they will be considered at their respective places of normal residence. But a person who has stayed with the household or a period of 3 months or more should, however, be included. Correspondingly, normal residents absent for over 3 months or more should be excluded from the household in which they normally reside.

Total of these columns should be struck at the end of each page and after completion of houselisting grand total of the block should be struck at the bottom of the last form.

58. If the household is cultivating any land then you have to record the answer 'Yes' otherwise 'No'. For determining whether a household is cultivating or not, it should be necessary to ascertain if one or more persons in the household are engaged in cultivation of land or supervision or direction of cultivation of land owned or held from Government or from private persons or Institutions for payment in money, kind or share. Enchroachers who cultivate land encroached upon will be regarded as cultivating households for the purposes of this column. If the household has a visitor who cultivates land elsewhere, it can not be deemed that the households as such is a cultivating household, unless the Head/or other members of the household are engaged in cultivation of their own, the household should not be reckoned as a cultivating household. A household whose members merely work on somebody else's land for wages should not be treated as a cultivating household.

Col. 16 : *Does the household cultivate Land ?* (*Yes or No*)

59. If there is an entry in Col. 6 as "Vacant", you have to record the reason such as "dilapidated", "under repair", " incomplete construction", "want of tenant" etc. in this column.

Col. 17 : *Remarks*

60. After you have completed filling up of the houselist for your block., you will prepare a duplicate copy of the houselist for which you would be given adequate number of blank form.

APPENDIX III

CENSUS OF INDIA 1971

ENGLISH

ESTABLISHMENT SCHEDULE

Name of District ..... Code No..... Name of Village or Town.....Code No.....

Name of Taluk/Tehsil/Thana/Anchal/Island..... Code No..... Name or No. of Ward/Mohalla/Enumerator's Block.....Code No.....

Serial No.	Census House No.	Name of the Establishment or of the proprietor	Is the establishment (a) Govt. Quasi Govt. (b) Private (c) Co-operative Institution	Average number of Persons working daily last week or the last working season, including proprietors and/or family workers	If any manufacturing, processing or servicing is done			If used as a trading establishments		If used as any other establishment, described *e.g.* Govt. Office, School, Hospital, Railway sation, Barbers saloon, Cinema theatre, Hotel Tea shop, etc.
					Is it (a) Household Industry b) Registered Factory c) Unregistered Workshop	Description of the products processing or servicing done	Type of fuel or power used	Description of goods bought/ sold	Whether (a) Wholesale or (b) Retail	
1	2	3	4	5	6	7	8	9	10	11

NOTE.—Please do not write in the spaces enclosed by dottes lines in cols. 4, 6, 7, 8, 9, 10 and 11. Thesc are meant for use in tne Tabulation Offices for coding.

Signature of Enumerator .....Date .....

Signature of Supervisor.....Date.....

APPENDIX IV

INSTRUCTIONS TO ENUMERATOR'S FOR FILLING UP THE HOUSELIST AND ESTABLISHMENT SCHEDULE

INSTRUCTIONS—PART II

ESTABLISHMENT SCHEDULE

61. Instead of loading the main Houselist from itself with questions pertaining to Establishments, it has been decided to have a separate schedule in which particulars of each establishment are to be recorded. (*See* the Establishment Schedule given at the end of this book).

62. The term "Establishment" has been defined in para 40 of this booklet. You are requested to study it carefully, before filling the 'Establishment Schedule'.

63. *The respondents should be fully assured that the information collected in these schedules will be treated as completely confidential and is meant for statistical purposes and will not be used as evidence against any individual or establishment for any purpose. The respondents should be encouraged to furnish truthful replies without any reservation.*

64. At the top of the schedule provision is made for noting the Location Code No. and name of the areas concerned. This should be the same as those noted on the top of the Houselist which you will be canvassing simultaneously. You should fill the Location Code Nos. etc., correctly.

65. The columns of the Establishment Schedule can be classified into four broad groups :

(i) Columns 1 to 5 are of uniform applicability and entries have to made in respect of all the establishments ;

(ii) Columns 6 to 8 pertain to manufacturing, processing etc.—establishments ;

(iii) Columns 9 to 10 relate to trading establishments ; and

(iv) Column 11 refers to "other" Establishments which are not covered in columns 6 to 10.

Thus it will be seen that the columns falling within gro ups (ii to (iv) are mutually exclusive, while those in group (i) are common to all.

Cl. 1 : Sl. No.

66. In this column the establishments are to be entered one after another serially. Arabic numerals should be used for this purpose, *i.e.*, 1, 2, 3 etc.

Col. 2 : Census House No.

67. The Census house number to be noted is the same as that in column 3 of the Houselist and against which 'Yes' is written in column 7 of the Houselist indicating that the Census house it used as an establishment.

68. A point to be noted here is that it is likely that a single factory or workshop may be spread over more than one Census house adjoining one another. Therefore, while in Col. 2 of this schedule a number of Census houses may be noted in respect of that particular unit of production, processing or repairing, trade or business etc., the entries in Col. 3 onwards will be one only for that group of houses covered by a single unit of production or busines etc. establishment. For example, if a single tea factory in Assam or business establishment in Calcutta should be spread over two or three adjacent buildings, each of the buildings should not be shown as a separate factory or establishment but the House Nos. of all these buildings shown in Col. 2 should be bracketted together and the particulars of the single tea factory or establishment entered in the subsequent columns against this group of houses. If on the other hand the activities of a large firm or an office are carried on in buildings located far away in different localities, each of the Census houses in the different localities will have to be treated as a separate establishment and the particulars of the establishment relating to that particular Census house should be listed in this schedule.

Col. 3 ; Name of the Establishment or of the proprietor

69. In this column write the name of the establishment in the case of factories, large manufacturing concerns, a shop or business establishment, banks, office etc. which usually bear a distict name. Where an establishment has no separate names as in the case of small workshops and establishments like confectionaries, small tea shops, Dhobi's establishment, household industries etc. write the name of the owner as "So and so's Halwai shop" etc. This is to help easy identification.

Col. 4: Is the Establishment— (a) Govt./Quasi Govt. (b) Private (c) Co-operative Institution

70. Enter here whether establishment enumerated belongs to public sector *i.e.*, Govt./Quasi Govt managed, including establishments run by local authorities, or to private sector, or at co-operative enterprise. Please do not write in the column only (a) or (b) or (c) but write.

(1) "Govt.—Public Sector, or Quasi Govt.—Public Sector or Local Authority—Public Sector

(2) Private

or

(3) Co-operative.

There may be many schools or libraries etc. which are not owned by any particular individual or group of individuals. These may be owned by people in general and managed by Managing Committees. Such establishments should be treated as "private" as distinguished from Govt./Quasi.Govt. or run by local authorities or co-operative enterprises.

71. An establishment will be treated as a Govt./Quasi Govt. institution if the Central or State Govt. or a Local Authority such as the Zilla Parishad, City Corporation or Municipality etc. completely owns or has a majority of shares as to control the management of the establishment.

72. Private establishments are those owned and managed by private individuals or corporate bodies not being co-operative institution or Govt. or Quasi Govt. Institutions.

73. Establishments registered under the co-operative Societies Registration Law of the State, alone fall in the category of "Co-operative."

Col. 5 : Average number of persons working daily last week or in the last working season, including proproprietors and/or family workers.

74. In this column, the information has to be entered relating to the total number of workers including the apprentices, paid or unpaid and also including owner(s) or proprietor(s) of the establishment and any of their family members if they also work in the establishment and also the hired workers, if any. It is not necessary that an establishment should necessarily have paid workers. A small shop run in the same house where the owner lives and the business is attended to by just one person of the household is also an establishment. The average number of person working per day in the establishment during the week preceding the day of your visit should be recorded. For computing the average number of persons working per day, if the establishment remained closed owing to holiday etc., such day(s) should be ignored and only the 'days' on which the establishment worked should be taken into account. If during the week preceding your visit, the establishment remained closed either due to strike or lock-out, the week during which the establishment worked preceding such strike or lock-out should be taken into account for reckoning the average number of persons working. The hired workers should normally be in full time employment.

75. Some establishments such as a sugar factory, rice mill etc. may be seasonal in character and may not be actually working at the time of the present listing. You should then ascertain the particulars of such establishments with reference to the last working season.

76. In case more than one product is produced, or more than one item of business is conducted or several types of services are rendered, it is not necessary to enquire the number of persons employed in the production/business/servicing of each type of product, business or service that is covered against that serial number. For example in a large textile mill there may be the weaving section, dyeing section, laboratory, repairing section, sales section etc. It is not necessary to ascertain the employment in each section. The total employment has to be ascertained. The major activity of the establishment will be described in subsequent columns.

"*Columns 6, 7 and 8.—If any manufacturing processing or servicing is done.*"

77. These columns relate only to such establishments in which goods are manufactured or some kind of Processing or servicing is done and/or repairs are carried on.

78. *Household Industry : Definition*

Col. 6 : Is it (a) *Household Industry* (b) *Registered Factory* (c) *Unregistered workshop*

A 'Household Industry' is defined as an industry conducted by the Head of the household himself/herself and/or mainly by the members of the household at home or within the village in rural areas, and only within the premises of the house where the household lives in urban areas. The industry should not be run on the scale of a registered factory.

79. Thus, there are four ingredients of a household industry :—

(i) nature of activity

(ii) participation

(iii) location

(iv) size

80. (i) *Nature of activity.*—A Household industry should relate to production, processing, servicing, repairing, or making and selling (but not merely selling) of goods. It *does not* include profession such as a pleader or doctor or barber, musician, dancer washerman (Dhobi), astrologer etc. or merely trade or business even if such professions trade or services are conducted at home by members of household.

81. (ii) *Participation.*—The Head of the household and/or one or more members of the household must participate in such an industry. If it is run primarily by hired labourers, the 'participation,' ingredient of the household members will not be satisfied and it will not be a 'Household Industry'. The industry may run with the help of hired workers but the head and/or members of the household must be mainly participating in the indsutry and not solely dependent on hired workers. Besides "actual work", participation also includes "supervision and direction".

82. (iii) *Location.*—The industry should be located within the premises of the house where the household lives in urban areas ; if it is situated at a place other than at home, it will not be termed as household industry in urban areas. In rural areas, however, the industry may be either at home or anywhere within the village limits. In rural areas, even though, the industry is not situated at home, there is a greater possibility of the members of the household participating in it if it is located within the village limits.

83. (iv) *Size.*—The industry should not be on the scale of a registered factory. Irrespective of the location and participation by the members of the household, if the industry of workshop is registererd under the factories Act, then it will not be a household industry.

84. Thus it will be clear that any industry which can be termed as 'Household Industry' must satisfy all the four ingredients mentioned above

85. (b) *Registered Factory*:—A factory which is registered under the Indian Factories Act should be treated as a "Registered Factory". Any other workshop merely licenced by the Municipal or any other authority or registered for any other purpose should not be treated as a registered factory unless it is registered under the Indian Factories Act.

86. (c) *Unregistered Workshop.*—Workshop is a place where some kind of 'production' processing, servicing, repairing or making of goods for sale' is going on. A workshop which is registered under the Indian Factories Act should be treated as a registered factory and others as unregistered workshops. Workshops which are run as household industry should be treated as household industry and entered as such.

87. When you come across an establishment where some kind of manufacturing, processing or servicing etc., is done, you should ascertain whether it is a Household Industry or a registered factory or a workshop not registered under the Factories Act and write whatever it actually is in this column. Please note that workshops merely licenced or entered in the registers of local authority are not to be considered as registered factories unless registered under the Indian Factories Act. All workshops other than household industries and not registered under the Indian Factories Act should be treated as unregistered workshops even if they are merely licenced as workshops by the local authorities. Please do not write (a) or (b) or (c) in the column but write "Household Industry" or "Registered Factory" or "Unregistered Workshop", as the case may be.

88. The description of the actual work relating to product processing and servicing which is done in the Household Industry, factory or workshop that is being listed to is be recorded here, *e.g.*, handloom weaving lace knitting, *oil ghani* etc., manufacturing of G. I. pipes, electroplating, motor or cycle repairing, iron foundry, paper making or book binding, printing and dyeing, shoe making, sweetmeat making etc. If in any establishment more than one article is produced or more than one kind of processing or servicing or repairing is done, indicate only the major kind of products or processing or repairing or servicing etc.

Col.7 : Description of the products, processing or servicing done

89. Enter here the description of the power or fuel used for the running of the factory, workshop (or household industry if it is run on power or fuel). The fuels can be kerosene, soft coke, petrol, diesel, gas, coal, wood, etc., Electricity and steam etc. are some of the sources of power. Some units may be run by animal power such as *oil ghani*. Some may be run by merely human energy such as carpet-making, pottery making etc. enter the description of fuel or power used for the production, processing, servicing etc. that is carried on in the establishment. There may be instances where more than one fuel or power is used, in such cases, only the fuel or power which is used in running the primary unit of the industry will be noted in this column.

Col. 8 : Type of fuel or power used

90. *Colomuns 9 and 10 are to be filled in respect of trading establishments or establishments which render commercial services only.*

91. Trading or business establishments are those where some trading *i.e.*, transactions involving sale and/or purchase of goods go on.

Establishments rendering commercial services are the bank's money lending firms, Pawn shops, etc.

92. If it is a trading establishment, you should ascertain what are the goods bought and/or sold and write the description in this column. If there are more than one type of goods bought/sold by the establishment, you should give description of the main item of goods bought/sold by the establishment.

Col. 9 : Description of goods bought/sold

93. In the case of establishments rendering commercial services such as in the case of Banks etc., you should write the description of the services rendered, as in the case of a bank, you should write "banking services".

94. For all trading establishments, you should ascertain in respect of the goods mentioned in column 9, whether they are sold/bought in wholesale or in retail and write as the case may be.

Col. 10 : Whether (a) wholesale or (b) retail

95. You may come across certain establishments where in both types of trade *i.e.* wholesale and retail go on. In such cases, you should ascertain in which category (*i.e.* wholesale or retail) the volume of trade is greater and record the category accordingly.

96. In the case of establishmentsr endering commercial services, *e.g.*, bank etc. please do not write any of the two categories *i.e.* 'wholesale' or 'retail' but put an 'X' in his column.

97. Two specific types of establishments have been covered in columns 6 to 10. Column 11 relates to the remaining types of establishments not covered by columns 6 to 10. You have to describe such establishments in this column, *e.g.*, Govt. Office, school, hospital, Railway Station, orphanage, Rescue Home, Barber's saloon, cinema theatre, hotel, tea shop, lawyer's office, doctor's clinic, laundry, etc.

Col. 11 : If used as any other establishment, describe e.g., Govt. office, school, Hospital, Railway Station, Barber's Saloon, Cinema Theatre, Hotel, Tea shop, etc.

98. It is possible that in a particular establishment, more than one activity is being undertaken within the same premises. For example say in a betel shop, *bidi* rolling is also being undertaken or in a grocery shop a flour mill is also located, or in the doctor's clinic medicines are sold. In such cases, the establishment should be identified having regard to the major acticity and recorded as such in the relevant columns pertaining to the major activity

General :

99. But if different activities are undertaken in different census houses quite cut off from one another though under the same title or ownership, each such census house should be treated as a separate establishment and recorded as such aginst that census house in this schedule. It may, however, be noted that where processing for the production of an article is carried on, in separate adjoining census houses, all the census houses should be treated as a single establishment and recorded as such. If on the other hand the activities of a large firm or an office are carried on in buildings located far away in different localities, each of the census houses in the different localities will have to be treated as a separate establishment and the particulars of the establishment relating to that particular census house should be listed in this schedule.

100. After you have completed filling up of the Establishment Schedule for your block, you will prepare a duplicate copy of the Establishment Schedule, for which you would be given adequate number of blank forms.

APPENDIX V

Important circulars issued by the Registrar General, India, for Processing of the Establishment Schedule

PAGE

APPENDIX V-A—Preparation of subsidiary Tables . . . . . 186—187

APPENDIX V-B—Preparation of Subsidiary Tables—Letter No. 9/47/71 C.T.U. (CEN) dt. 15/16-12-71 from the Registrar General, India ; New Delhi.. . . . . 188—189

APPENDIX V-C—E-series-inter table consistency check—letter No. 9/12/71.C.D.(T) dt. 27-11-71 from A.C. T.O., R.G.I's Office, New Delhi. 190

APPENDIX V-A

No. 9/47/71-CTU (CEN)

GOVERNMENT OF INDIA
MINISTRY OF HOME AFFAIRS

Office of the Registrar General, India,
2/A, Mansingh Road, New Delhi-11

May 7, 1971
24 *May* 1971

To

All Directors of Census Operations.

SUBJECT : 1971 Census– Housing and Establishment Tables Preparation of Subsidiary Tables.

SIR,

I have the honour to invite a reference to para 4 of 1971 Census Circular No. 27 sent with R. G's d.o. letter No. 9/10/71-CTU(CEN) dated the 23rd February, 1971 and to send herewith 10 sets of table forms of Subsidiary Tables of the E & H Series together with a note on them.

Kindly acknowledge receipt.

Yours faithfully,

Sd/- K. K. CHAKRAVORTY,

Central Tabulation Officer.

Office of the Registrar General, India.

Census Division

Note on Subsidiary Tables of the E & H Series

Table E. I. 1

There was no comparable Table in 1961, since the scope of enquiry in 1961 Census was limited to manufacturing establishments only. Against Rural in Col. 2 there will be three in Col. 3 entries against(a), (b),(c) and they should add up to one thousand. Similarly against urban in Col. 2 there will be three successive entries in Col. 3, against (a), (b), (c) which should add up to one thousand. Entry in col. 3 against (a) will be equal to line total of Cols. 4 to 12. Similarly Col. 3(b) or 3(c) will be equal to 4 to 12. The pattern will be repeated for urban also.

Table E. II Part A.1

There was no comparable Table in 1961. In Col. 4, the entries against 'registered' and 'unregistered' should add up to 1000 for rural and similarly 1000 for urban, Entry in col. 4 will be equal to total of 5 to 14 for each line.

Table E.II Part B.1

Information given in Table E-III. 2 and E-III.3 of 1961 will be formed combined in This Table.

In Col. 1 the presentation will be for Division 2 & 3, then Major Group 20, 21, etc., upto 39. Against each entry in col. I there will be total classified by all fuels/power and manual and 'all fuels/power' further classified by (a) electricity (b) liquid fuel; (c) coal-wood, bagasse etc., and (d) other power. In col. 3 there will be 1000 against 'total' in col. 2. Total of I all fuels/power and II manual will come to 1000. Total of a, b, c & d will be equal to 'all fuel/power'. Col. 3 will be equal to line total of col. 4 to 13. The table will be prepared for total, rural and urban separately, and presented one after the other within the States/ District.

Table E. II Part C.1

There was no comparable Table in 1961. The presentation will be the same as Table E.II Part B.I.

E.III.1

This is a new Table. Trading establishments were not covered in 1961. In col. 1, Division 6 will come first, then Major Groups 60 etc., and then Division 8 followed by Major Groups

80 etc., In col. 3 there will be 1000 against rural which will be equal to total of col. 4 to 11. Similarly against urban also there will be 1000 in col. 3 equal to total of col. 4 to 11.

E.IV.1

This is also a new Table. These establishments were not covered in 1961. In col. 1 Divisions 0, 1, 4, 5, 7 & 9 followed by Major Groups immediately after each Division will come. In col. 2 against each entry in col. 1 there will be rural and urban. In col. 3 there will be one thousand against rural which will be equal to total of 4 to 11. Similarly for urban.

H.I.1

This corresponds to table E.I.1 of 1971. Col. 2 *plus* 3 will be equal to one thousand. Col. 3 will be equal to total of 5 to 15. Col. 4 equal to col. 5+6+7

H.I.2

This is similarly to E.I.2 of 1961. In this Table cols. 2+3 will be equal to one thousand, Col. 4+5 equal to one thousand, cols. 6+7 equal to one thousand, and cols. 8+9 equal to one thousand.

H.II.1

Table E.IV.1 of 1961 is not strictly comparable since in 1961 census statistics were presented for households unlike houses in 1971. In col. 2 against each entry there will be rural and urban. Entries in cols. 3 to 11 against rural will add up to one thousand. Similarly for urban.

H.II.1(A)

In this Table cols. 3+4+5 will be equal to one thousand (rural), similarly for urban.

H.II.1(B)

Same as H.II.1(A)

H.II.2

The comparable Table of 1961 is E.V.2 subject to comments as in H.II.1. Total of col. 3 to 11 will be equal to one thousand (rural) and similarly for urban.

H.III.1

This is comparable to Table E.V.1 of 1961. Total of cols. 2 to 7 will be equal to one thousand.

H.III.2

The comparable Table of 1961 is E.V.2. The presentation will be on the lines of 1961.

H.IV

Tables E.II.1 and E.II.2 of 1961 were presented for dwellings by type of census house and tenure status, but in 1971 it is proposed to give the distribution by the side of the household.

Cols. 3+4 equal to one thousand (rural) .elsqual to cols, 5th to 18. Similarly for urban also.

APPENDIX V-B

No. 9/47/71-CTU (CEN)

GOVERNMENT OF INDIA

MINISTRY OF HOME AFFAIRS

Office of the Registrar General, India,

2/A, Mansingh Road, New Delhi-11

December 15, 1971

To

All Directors of Census Operations.

SUBJECT : 1971 Census—Preparation of Subsidiary Tables of Housing and Establishment Tables.

Sir,

This is in continuation of this office Circular letter of even number dated the 7th/24th May, 1971, on the above subject

Some Directors of Census Operations have sought certain clarifications on some of the Subsidiary Table sand others have given some suggestions. These are being dealt below along with the decision on each point :

Table E.I.1

Point	*Decision*
It was suggested that a column for total be provided for columns 4 to 6, 7 to 9 and 10 to 12.	As there is no column for 'total' in the main Table, there is no need to provide these additional columns in the Subsidiary Table.
Table E.II Part A.1	
It has been suggested that this table should give distribution of 1000 units in a Division and its further distribution among various major groups and within the major group by various size classes.	This table should give the distribution of 1000 establishments in each Division a well as in each Major Group by size of employment that is to say for Divisions 2 & 3 rural a+b will be equal to 1000 ; again urban a+b will be equal to 1000. For Major Group 20 & 21, rural a+b will be equal to 1000 ; urban a+b will be equal to 1000 and so on. In the table headings the term 'by Division/Major Group' may be changed to in each Division/Major Group.
Table E.II Part B.1 & E.II Part C.1	
Same, point as in E.II Part A.1.	In the table heading of both these tables by Division/ Major Group' may be replaced by in each Division/Major Group'
	Both the tables will give distribution of 1000 establishments for each Division and for each Major Group and by rural and urban as in E.II. Part A.I.
Table E.III.1	
Some D.C.O. proposed that in this table the distribution of 1000 units in a Division among various Major Groups should be shown.	Since in this table establishment will be cross-classified by size of employment the figures in the individual cells are bound to be small and therefore little propose will be served by the table. It has therefore been decided that this table should give the distribution of 1000 units in each Division/Major Group as in E.II Part A.I.
There was another suggestion for giving figures for total of Divisions 6 & 8.	This is a good suggestion and the Registrar General has been pleased to accept it. This would mean provision of two more lines in the table and may kindly to provided at the top of Division 6.
Table E.IV.1	
There was a suggestion for giving figures for total of all Divisions at the beginning of the table.	This suggestion has also been accepted by the Registrar General.
Table H.III.2	
There was a suggestion that columns 25, 26 & 27 may be deleted.	It has been decided to retain the columns and at the time of printing, if necessary, the columns may be *deleted* having regard to the figure-that are revealed (this procedure was adopted in 1961 also).
Table H.IV.1	
It was pointed out that the instructions given in the foot-note of the format were confusing. It should be as under :	The suggestion has been accepted and necessary correction may please be carried out It may also please be noted that Rural Col. 3+4=1000. Urban Col. 3+4=1000.

Rural : col. 3=cols. 5+7+9+
11+13+15+17

Rural : col. 4=cols.6+8+10+
12+14+16+18

Urban : col. 3=cols. 5+7+9+
11+13+15+17

Urban : col. 4=cols.6+8+10+
+12 + 14 + 16
+18.

No changes have been suggested in Tables H.I.1, H.I.2. H.II.1, H.II.1(A), H.II.1(B), H.II.2, H.II.2(A), H.II.2(B), H.III.I.

We propose circulating revised formats of the Subsidiary Tables of the B & H Series incorporating the above corrections shortly.

Inconvenience, if any, caused to you as a result of these corrections is regretted.

Yours faithfully,

(K. K. CHAKRAVORTY)

Central Tabulation Officer.

Copy to allHeads of Divisions of R. G.'s Office.

Copy with 5 extra copes forwarded to A.C.T.O.(S).

Copy to R. G's Personal Section.

APPENDIX V-C

No. 9/12/71-CD (T)

GOVERNMENT OF INDIA

MINISTRY OF HOME AFFAIRS

Office of the Registrar General, India

Census Division

West Block-1, 2nd Floor, 2nd Wing, R. K. Puram, New Delhi-22

New Delhi, the 27-11-71

To

The Director of Census Operations,
Tamil Nadu & Pondicherry,
Madras

SUBJECT : 1971—Census—E-Series Tables-Inter Table consistency Check.

SIR,

Kindly refer to your letter No. 9629/71 dated 18-11-71 on the subject cited above. Presumptions given in Para 1 and 2 are confirmed.

Yours faithfully,

(S. C. SRIVASTAVA)

Asstt. Central Tabulation Officer

Copy along with a copy of letter from D.C.O. Tamil Nadu to all other D.C.O's for information.

(S. C. SRIVASTAVA)

Asstt. Central Tabulation Officer

Copy of letter No. 9629/71 dated the 18th November, 1971 from Shri K. Chockalingam, office of the Director of Census Operations, Tamil Nadu and Pondicherry, Madras, 10 Poe Gardon, Madras-6, addressed to the Registrar Genera India 2/A, Mansingh Road, New Delhi-11.

SUBJECT.—1971 Census—E Series Tables—Inter—Table consistency check.

REFERENCE.—Your letter No. 9/4/70-CTU (CEN)

In the checks relating to the Establishment Tables recommended in your letter cited, it has not been specified against Table E-I as to in which of the categories of ownership of Establishment, namely, Government/Quasi Government, Private, Co-operative the corresponding changes resulting out of the checks made in respect of Table E-II have to be carried out. It is presumed that the changes have to be made only under the column "PRIVATE". This may please be confirmed.

Further, the size of employement by which the Table E-I, Part-C and E-II Part-B are classified is different. In E-II, Part-C, the units having more than twenty persons are put together in one Group, whereas, in E-II Part-B, these units are further split into 20—49, 50—99, 100—299, 300—499 and 500 above. In respect of correcting E-II, Part-B for the corrections arising out of checking of Table E-II Part-C, the size of employment under which the changes have to be made has not been specified. It is presumed that this has to be decided by dividing the total number of pesons noted under column 13 of E-II Part-C by the number of units noted in column 12, so as to arrive at the average and then make the change under E-II Part-B in the corresponding size. This presumption may please be confirmed.

APPENDIX VI

NATIONAL INDUSTRIAL CLASSIFICATION, 1970.

CONTENTS

	PAGE
Explanatory Notes	193–194
National Industrial Classification	195–203
Divisions (One digit)	195
Major Groups (Two digit)	195–196
Minor Groups (Three digit)	196–203

APPENDIX VI

National Industrial Classification (N.I.C.)—1970

(As adopted by the office of the Registrar General, India, for the Industrial Classification of 'Establishment' and 'economically active population')

INTRODUCTION

Industrial Classifications are used in the Classification of economically active population, in the presentation of statistics of industrial production and distribution, labour statistics and economic data like national income etc., Comparability of statistics available from various sources on different aspects of economy, and the usability of data for economic analysis demand standardisation of the system of Industrial Classification.

The Industrial Classification used in the population Census differed from one census to another and till 1951 Census, it was generally an amalgam of industrial and occupational features.

In the 1961 Census, the Indian Standard Industrial Classification (ISIC) evolved in 1958 by the Directorate General of Employment and Training was used. There has been a variety of Industrial Classifications in India such as Labour Bureau's industrial classification of factories, Standard Industrial Classification evolved by Central Statistical Organisation etc. While attempts have been made in several cases to bring these classifications in line with the I.S.I.C. these have produced different versions depending on the nature of the respective needs. An attempt at evolving a Standard Industrial Classification was made when an interdepartmental meeting, in whch all concerned departments of the Central Government along with other important users were represented, was held in April, 1964 to consider the subject. After a detailed consideration of general principles for a Standard Industrial Classification, the meeting appointed a Technical Committee consisting of representatives of the Registrar General, India, Directorate General of Employment and Training, Ministries of Internal Trade and Industry and the Central Statistical Organisation (C.S.O.) to work out a three-digit level standard classification of industries. In the meantime, the Statistical Office of the United Nations was also considering the revision of the I.S.I.C. 1968. This was ready in September, 1968 and it was circulated by the C.S.O. among all concerned organisations inviting their suggestions. After a number of meetings of the representatives of these organisations, the National Industrial Classification (N.I.C.) 1970 was finalised. This has been adopted by the Office of the Registrar General, India, with suitable modification.

Like the I.S.I.C.-1969, the National Classification attempts to group together economic activities which are akin in terms of the process adopted, the raw materials used and the finished products produced. The Classification does not draw any distinction according to the type of ownership or type of economic organisation. And except in cases like textiles etc., where traditional processes of production are in vogue in significant measures, the Classification does not endeavour to distinguish between various modes of operation as for instance, using power or not using power factory or house hold, large-scale or small-scale. Identification of the special features of the Indian economy, where in certain sectors traditional processing is substantial, has been attempted in the two-digit and three-digit levels in the N.I.C. 1970.

The basis of classification being the nature of economic activity carried on in an establishment, it follows that the unit classification should be an establishment. The term 'establishment' may be defined as an economic unit which is engaged in one or predominately one kind of activity usually at a single physical location under single ownership or control. A firm or enterprise may have more than one establishment eihter on the same location or on different locations engaged eihter in the same economic activity or in different economic activities. In either case, each establishment is to be counted separately and classified appropriately. It is also likely that some establishments are engaged in more than one economic activity. *To the extent possible, tt is desirable to treat each technical unit, or ancillay unit or welfare unit, engaged in a different type of activity as a separate establishment.* Examples of technical units are the departments of textile mills which spin yarn, weave cloth, and dye the cloth or Departments of a meat packing plant which produce *lardlure bacon* or can meat. Clearest examples of ancillary units are central administration offices, warehouses, garages, repairshops and electric power plants which primarily serve their parent units. Examples of welfare units are schools or dispensaries run by say, steel mills for the benefit of their employees. Where it is not possible to separate technical, ancillary and welfare units from their parent establishments, the establishment will have to be classified into one or other of the minor groups in the Classification according to the major activity of the establishment. *The major activity of the establishment should generally be ascertained by reference to value added by the production of different products or services rendered or net revenue derived from the various activities.* Where such an assessment is not possible, the classification may be determined in terms

of gross revenue attributable to the products or services put by the establishment, the number of persons employed on various activities or the proportion of labour-cost assignable to those activities whichever may be convenient and appropriate. Where the integration of activities in an establishment and in the case of a factory producing pulp as well as paper, the classification will have to depend on the final product irrespective of the magnitude of the value added at different levels of production. In the Indian economy, it sometimes becomes necessary to classify by industry persons who are own-account workers, as in the censuses of population and sample surveys of households. In such cases th distinction between industrial and occupational classifications becomes blurred. In the case of such own-account workers, it is desirable to classify them under industries appropriately akin to their occupations.

The National Industrial Classification (N.I.C.)-1970 consists of

10 Divisions (at the first digit level);
66 Major Groups (at the second digit level); and
386 Minor Groups (at the third digit level).

While adopting the N.I.C.-1970, and Office of the Registrar General, India, have made a modification in the classification of 'Repairing' or 'Repair-service'-establishments.

In the N.I.C.-1970 'Repair work' has been included in 'Manufacture' in some cases like, Minor Groups.

"351-Manufacture and repair of drills, coal cutting machines, etc., etc., " and

"359-Manufacture and repair of non-electrical ma. chinery etc., etc.,";

While in case of the rapairing establishments, such as "Repair of Footwear and Leather goods etc., Electrical repair shops, repair of Motor Vehicles and Motor Cycles, etc.," these have been classified under Major Group 97-"Repair Services" and yet another Division 'Y' and Major Group 'YO' as 'Repair Service (if not included under Major Group 97)', has been provided.

It was felt that 'Repairs' should be assigned to 'Manufacturing or processing' activity under Divisions '2 and 3' which incidentally makes for comparability of classification at the 1961 Census. Accordingly a Major Group '39-Repair' has been inserted under Divisions 2 and 3 with the following Minor Groups :

390-Repair of Footwear and other leather goods
391-Electrical Repair shop
392-Repair of Motor Vehicles and Motor Cycles
393-Repair of watch, clock and jewellery
394-Repair of Bicycles and Cycle-rickshaws
395-Repair enterprises not elsewhere classified

The N.I.C.,-1970 incorporates some of the major revisions contained in the I.S.I.C., 1969, e.g., transfer of 'Restaurants and Hotels' from 'Services' to 'Trade' clubbing of Banking, Insurance, Real Estate, and Business services; transfer of veterinary service from Agricultural Services to Medical and Health Services, treating sanitary services among community services etc.

NATIONAL INDUSTRIAL CLASSIFICATION (NIC)—1970

Thisclassification groups the industries into :

10	Divisions (0 to 9 & 'X')
66	Major Groups
386	Minor Groups

The Divisions, Major Groups and Minor Groups with their code numbers are listed below :

DIVISIONS

(One digit level of classification)

0	—	Agriculture, Hunting, Forestry and Fishing
1	—	Mining and Quarrying
2 & 3	—	Manufacturing and Repair
4	—	Electricity, Gas and Water
5	—	Construction
6	—	Wholesale and Retail Trade and Restaurants & Hotels.
7	—	Transport, Storage and Communications
8	—	Financing Insurance, Real Estate and Business Services.
9	—	Community, Social and Personal Services
X	—	Activities not Adequately Defined

MAJOR GROUPS

(Two digit level of classification)

Major Groups

Division 0—Agriculture, Hunting, Forestry and Fishing

00	—	Agricutural Production
01	—	Plantation
02	—	Livestock Production
03	—	Agricultural Services
04	—	Hunting, Trapping and Game Propagation
05	—	Forestry and Logging
06	—	Fishing

Division 1—Mining and Quarrying

10	—	Coal Mining
11	—	Crude Petroleum and Natural Gas
12	—	Metal Ore Mining

Major Group		Description
19	—	Other Mining

Division 2 & 3—Manufacturing and Repair

20-21	—	Manufacture of Food Products
22	—	Manufacture of Beverages, Tobacco & Tobacco Products.
23	—	Manufacture of Cotton Textiles
24	—	Manufacture of Wool, Silk and Synthetic Fibre Textiles.
25	—	Manufacture of Jute, Hemp, and Mesta Textiles.
26	—	Manufacture of of Textile Products (Including Wearing Apparel other than Footwear).
27	—	Manufacturee of Wood and Wood Products, Furniture & Fixtures.
28	—	Manufacture of Paper and Paper Products & Printing, Publishing and Allied Industries.
29	—	Manufacture of Leather, Leather & Fur Products, (except repair).
30	—	Manufacture of Rubber, Plastic Petroleum and Coal Products.
31	—	Manufacture of Chemicals and Chemical Products (except Products of Petroleum and Coal).
32	—	Manufacture of Non-Metallic Mineral Products
33	—	Basic Metal and Alloys Industries
34	—	Manufacture of Metal Products and Parts, except Machinery and Transport Equipment.
35	—	Manufacture of Machinery, Machine Tools and Parts except Electrical Machinery.
36	—	Manufacture of Electrical Machinery, Apparatus, Appliances and Supplies and Parts.
37	—	Manufacture of Transport Equipment and Parts
38	—	Other Manufacturing Industries
39	—	Repair.

Division 4—Electricity Gas and Water

40	—	Electricity
41	—	Gas and Steam
42	—	Water Works and Supply

Division 5—Constructions

50	—	Construction
51	—	Activities Allied to Construction

Division 6—Wholesale and Retail Trade and Restaurants & Hotels

60	—	Wholesale Trade in Food, Textiles, Live Animals Beverages and Intoxicants
61	—	Wholesale Trade in Fuel, Light, Chemicals, Perfumery, Ceramics, Glass
62	—	Wholesale Trade in Wood, Paper, Other Fabrics Hide and Skin and Inedible Oils
63	—	Wholesale Trade in All Types of Machinery, Equipment including Transport and Electrical Equipment
64	—	Wholesale Trade in Food and Miscellaneous Manufacturing
65	—	Retail Trade In Food and Food Articles, Beverage Tobacco and Intoxicants
66	—	Retail Trade in Textiles
67	—	Retail Trade in Fuel and Other Household Utilities and Durables
68	—	Retail Trade in Others
69	—	Restaurants and Hotels

Major Group		Description
		Division 7—Transport Storage and Communications
70	—	Land Transport
71	—	Water Transport
72	—	Air Transport
73	—	Services incidental to Transport
74	—	Storage and Warehousing
75	—	Communications
		Division 8—Financing Insurances, Real Estate and Business Services
80	—	Banking and Similar Type of Financial Institutions
81	—	Providents and Insurance
82	—	Real Estate and Business Services
83	—	Legal Services
		Division 9—Community Social and Personal Services
90	—	Public Administration & Defence Services
91	—	Sanitary Services
92	—	Education Scientific and Research Services
93	—	Medical & Health Services
94	—	Community Services
95	—	Recreational & Cultural Services
96	—	Personal Services
98	—	International and other Extra Territorial Bodies Services
99	—	Services not elsewhere classified
		Division X—Activities not Adeqately Defined
X0	—	Persons without any Affiliation to any part cular industry (including fresh entrants to labour force).
X1	—	Activities not Adequately Defined (Other than that in X0).

MINOR GROUPS

Major Grop
Minor Grop **(Three digit level of classificaton)**

Major Group	Minor Group	Description
		Division 0—Agriculture, Hunting, Forestry & Fishing
00		*Agricultural Production*
	000	Cereal Crops (paddy, wheat, jowar, bajra, maize ragi, barley, & gram, etc.).
	001	Pulses (arhar, moong, masur, urd & etc.).
	002	Raw cotton
	003	Raw jute, mesta.
	004	Sunn hemp and other kindred fibres.
	005	Production of oilseeds such as seasamum ground nuts, rape, mustard, linseed, castor seeds, etc.
	006	Sugarcane.
	007	Roots and tubers, vegetables, pan, singhara, chillies and spices (other than pepper and cardamom) and flowers and parts of plants.
	008	Agricultural production not elsewhere classified
01		*Plantations*
	010	Tea.
	011	Coffee.
	012	Rubber.
	013	Tobacco.
	014	Pepper
	015	Cardamom.
	016	Edible nuts (excluding coconut and ground nut), walnut, almond, cashewnut, etc.
	017	Production of fruits, coconuts e.g. banana, apples, grapes, mangoes, oranges.
	018	Production of ganja, cinchona, opium, etc.
	019	Crops of plantations, not eleswhere classificd (*e.g.* Betal nuts, etc.).
02		*Livestock Prodction*
	020	Cattle and goats-breeding, rearing, ranching etc. and production of milk.
	021	Rearing of sheep and production of wool.
	022	Rearing horses, mules, camels and other pack animals.
	023	Rearing of pigs and other animals.
	024	Rearing of ducks, hens and other birds and production of eggs.
	025	Rearing of bees and production of hoeny and wax
	026	Rearing of silk-worms and production of cocoon and raw silk.
	029	Rearing of livestock and production of livestock products not elsewhere classified.
03		*Agricultural Services*
	030	Pest destroying, spraying, pruning of infected stems.
	031	Operation of irrigation system.
	032	Animal sharing and livestock services (other than veterinary services).
	033	Grading agricultural and livestock products
	034	Horticultural and nursery services.
	035	Soil conservation.
	036	Scientific services like soil testing.
	039	Agricultural services not elsewhere classified (like land clearing, land draining etc.).
04		*Hunting, Trapping and game Propogation*
	040	Hunting, trapping and game propagation for commercial purposes (other than for sport).
05		*Forestry and Logging*
	050	Planting, replanting and conservation of forests.
	051	Logging-felling and cutting of trees and preparation of rough round, hewn or riven logs (including incidental hauling).
	052	Production of fuel (including charcoal by burning by exploitation of forests.
	053	Gathering of fodder by exploitation of forests.

Major Group	Minor Group	Description
		Division 0—*Agriculture, Hunting, Forestry & Fishing*—contd.
	054	Gathering of uncultivated materials such as gums resins, lac, barks, herbs, wild fruits and leaves by exploifation of forests.
	059	Other forests product not elsxewhere classified such as munjh,
06		*Fishing*
	060	Ocean, sea and coastal fishing.
	061	Inland water fishing.
	062	Pisciculture—rearing of fish.
	063	Collection of pearls, conches, shells, sponge and other sea products.
	069	Fishing and allied activities not elsewhere classified.
		Division 1—*Mining & Quarryng*
10		*Coal Mining*
	100	Coal.
	101	Lignite.
11		*Crude Petrolium and Natural Gas*
	110	Crude Petroleum.
	111	Natural gas.
12		*Metal Ore Mining*
	120	Iron ore.
	121	Manganese.
	122	Chromite.
	123	Bauxite
	124	Gold and Silver Ores.
	125	Copper Ore.
	126	Lead and Zinc Ores.
	127	Limenite and Rutile.
	128	Wolfram,
	129	Metal Ores not elsewhere classified.
19		*Other Mining*
	190	Stone quarring, clay and sand pits
	191	Chemicals and fertilizer mineral ming (such as soda ash, sulphur, phosphtes nitrates, etc.).
	192	Salt mining and quarrying including crushing, screening and evaporating in pans.
19	193	Precious and semi-precious stones.
	194	Mica.
	195	Gypsum.
	199	Other mining not elsewhere classified (asbestos, quartz, tale and Soap stone natural abrasives other than sand, graphite, etc.).

Major Group	Minor Group	Description
		Division 2 & 3—*Manufacturing and Repair*
20-21		*Manufacture of Food Products*
	200	Slaughtering, preparation & preservation of meat.
	201	Manufacture of dairy products.
	202	Canning and preservation of fruits and vegetables.
	203	Canning, preserving and processing of fish, crustacea and similar foods.
	204	Grain mill products.
	205	Manufacture of bakery products.
	206	Manufacture and refining of sugar (vacuum pan sugar factories).
	207	Production of indigenous sugar boora, khandsari, gur, etc. from sugar-cane, palm juice.
	208	Production of common salt.
	209	Manufature of cocoa, chocolate and sugar confectionery (including sweetmeats).
	210	Manufacture of hydrogenated oils, Vanaspati ghee, etc.
	211	Manufacture of other edible oils and fats e.g. mustard oil, ground nut oil, til, oil, etc. (Inedible oil shown under 315).
	212	Tea processing.
	213	Coffee curing, roasting and grinding.
	214	Cashewnut processing like drying, shelling, roasting salting, etc.
	215	Manufacture of ice.
	216	Manufacture of prepared animal feeds.
	217	Manufacture of starch.
	218	Manufacture of food products not elsewhere class fied.
22		*Manufacture of Beverages, Tobacco and Tobacco Products.*
	220	Distilling, rectifying and blending of sprits.
	221	Wine industries.
	222	Maltiliquors and malt.
	223	Production of country liquor and toddy.
	224	Soft drinks and carbonated water industries.
	225	Tobacco stemming, redrying and all other operations which are connected with preparing raw leaf tobacco for manufacture.
	226	Manufacture of bidi.
	227	Manufacture of cigars, cigarettes cheroots and cigarette tobacco.
	228	Manufacture of chewing tobacco zarada and snus.
	229	Manufacture of tobacco & tobacco products, not elsewhere classified.
23		*Manufacture of Cotton Textiles*
	230	Cotton ginning, cleaning and baling.
	231	Cotton spinning, weaving, shrinking, sanforizing mercerising and finishing of cotton textiles in mill
	232	Printing, dyeing and bleaching of cotton textiles.
	233	Cotton spinning other than in mills (charkha).
	234	Production of khadi.

Major Group	Minor Group	Description
		Division 2 & 3—*Manufacturing and Repair*—contd.
	235	Weaving and finsihing of cotton textiles in hand. looms. other than khadi.
	236	Weaving and finishing of cotton textiles in power-looms.
	239	Cotton textiles not elsewhere classified.
24		*Manufacture of Wool, Silk and Synthetic Fibre Textiles*
	240	Wool cleaning, baling and pressing.
	241	Wool spinning, weaving and finishing in mills
	242	Wool spinning and weaving (other than in mills)
	243	Dyeing and bleaching o f woollen textile.
	244	Manufacture of wool not elsewhere classified.
	245	Spinning, weaving and finishing of silk.
	246	Printing, dyeing and bleaching of silk textiles.
	247	Spinning, weaving and finishing of other textiles—synthetic fibres, rayons, nylons, etc.
	248	Printing, dyeing and bleaching of synthtic textiles.
	249	Silk and synthetic fibre textiles not elsewhere classfied.
25		*Manufacture of Jute, Hemp and Mesta Textiles*
	250	Jute and Mesta pressing and baling.
	251	Jute and Mesta spinning and weaving.
	252	Dyeing, printing and bleaching of jute textiles.
	253	Preparing, spinning, weaving and finishing of hemp and other coarse fibres.
	259	Manufacture of jute bags and other jute textiles not elsewhere classified.
26		*Manufacturing of Textiles Products (including Wearing Apparel other than Footwear).*
	260	Knitting mills.
	261	Manufacture of all types of threads, cordage, rope twines, nets, etc.
	262	Embroidery and making of crapes laces and fringes.
	263	Weaving carpets, rugs and other similar textile products.
	264	Manufacture of all types of textiles, garments including wearing apparel.
	265	Manufacture of rain coats, hats, etc.
	266	Manufacture of made up textile goods (except garments) such as curtains mosquito nets, etc.
	267	Manufacture of water proof textiles such as oil cloth, tarpaulin, etc.
	268	Manufacture of coir and coir products.
	269	Manufacture of textiles not elsewhere classified like linoleum, padding, wadding, upholstering, filling.
27		*Manufacture of Wood and Wood Products, Furniture and Fixtures.*
	270	Manufacture of veneer, plywood and their products.
	271	Sawing and planing of wood (other than plywood).

Major Group	Minor Group	Description
		Division 2 & 3—*Manufacturing & Repair*—contd.
	272	Manufacture of wooden and cane boxes crates drums, barrels and other wooden containers baskets and other rattan bamboo reed and willow wares made entirely or mainly of cane rattan, reed, bamboo and willow.
	273	Manufacture of structural wooden goods (including treated timber) such as beams, posts, door and windows (excluding hewing and rough shaping of poles, bolts and other wood material which is classified under logging).
	274	Manufacture of wooden industrial goods such as bobbins, blocks, handles, saddling and similar equipment and fixtures.
	275	Manufacture of cork and cork products.
	276	Manufacture of wooden furniture and fixtures.
	277	Manufacture of bamboo and cane furniture and fixtures.
	279	Manufacture of wood and reed, bamboo and cane products not elsewhere classified.
28		*Manufacture of Paper and Paper Products and Printing, Publishing and Allied Industries.*
	280	Manufacture of pulp; paper and paper board including newsprint.
	281	Manufacture of container and boxes of paper and paper board.
	282	Manufacture of pulp products not elsewhere classified like dolls.
	283	Manufacture of paper and paper board articles not elsewhere classified.
	284	Printing and publishing of newspaper.
	285	Printing and publishing of periodicals, books, journals, atlases, maps, sheet music directories.
	286	Printing of bank notes, currency notes, postage stamps; security presses.
	287	Engraving, etching, block, making, etc.
	288	Book Binding.
	289	Printing, publishing and allied activities not elsewhere classified like envelope printing picture postcard printing, embossing.
29		*Manufacture of Leather and Leather and Fur Products (except Repair).*
	290	Tanning, currying, finishing, embossing and japanning of leather.
	291	Manufacture of footwear (excluding repair) except vulcanized or moulded rubber or plastic footwear.
	292	Manufacture of wearing apparel like coats, gloves etc. of leather and substitutes of leather.
	293	Manufacture of Leather Consumer Goods (other than apparel and footwear).
	294	Scrapping, currying, tanning, bleaching and dying of fur and other pelts for the trade.
	295	Manufacture of wearing apparel of fur and pelts.
	296	Manufacture of fur and skin rugs and other articles.
	299	Manufacture of Leather and Fur Products not elsewhere classified.

Major Group	Minor Group	Description
		Division 2 & 3—Manufacturing & Repair—contd.
30		*Manufacture of Rubber, Plastic, Petroleum and Coal Products.*
	300	Tyre and tube industries.
	301	Manufacture of footwear made primarily of vulcanized or mouled rubber and Plastic.
	302	Manufacture of rubber products not elsewhere classified.
	303	Manufacture of plastic products not elsewhere classified (except house furnishing)
	304	Petroleum refineries.
	305	Manufacture of prouctsof petroleum not elsewhere classified.
	306	Production of coal tar in coke ovens.
	307	Manufacture of other coal and coal tar product not elsewhere classified.
31		*Manufacture of Chemicals and Chemicals Product (except Products of Petroleum and Coal).*
	310	Manufacture of basic industrial organic and in organic chemicals and gases such as acids, alkalies and their salts; gases like acetylene, oxygen, nitrogen, etc.
	311	Manufacture of fertilisers and posticides.
	312	Manufacture of paints, varnishes and lacquers.
	313	Manufacture of drugs and medicines.
	314	Manufacture of perfumes, cosmetics, lotions, hair dressing, tooth pastes, soap in any form, synthetic detergents, shampoos, shaving products, cleansers washing and scouring products and other toilet preparations.
	315	Manufacture of inedible oils
	316	Manufacture of turpentine, synthetic resins, plastic materials and synthetic fibres like nylon, terylene except glass.
	317	Manufacture of matches.
	318	Manufacture of explosives and ammunition and fire works.
	319	Manufacture of chemical products not elsewhere classified (including photo-chemicals, sensitised films and paper).
32		*Manufacture of Non-Metallic Mineral Products.*
	320	Manufacture of strcutural clay products.
	321	Manufacture of glass and glass products.
	322	Manufacture of earthen ware and earthen pottery
	323	Manufacture of china-ware and porcelainware.
	324	Manufacture of cement , lime and plaster.
	325	Manufacture of mica products.
	326	Manufacture of structural stone goods, stone dressing and stone crushing, stone ware.
	327	Manufacture of earthen and plaster statutes and other products.
	328	Manufacture of asbestos, cement and other cement products.
	329	Manufacture of miscellaneous non-metallic mineral products such as slate products, abrasives graphite products, mineral wool, silica products and other non-metallic mineral products not else where classified.

Major Group	Minor Group	Description
		Division 2 & 3—Manufacturing & Repair—contd.
33		*Basic Metal and Alloy Industries*
	330	Iron and steel industries.
	331	Foundries for casting and forging iron and steel.
	332	Manufacture of ferro-alloys.
	333	Copper manufacturing.
	334	Brass manufacturing.
	335	Aluminium manufacturing.
	336	Zinc manufacturing.
	339	Other non-ferrous metal industries.
35		*Manufacture of Metal Products and Parts except Machinery and Transport Equipment.*
	340	Manufacture of febricated metal products such a metal cans fromtin-plate, terneplate or ename sheet metal, metal shipping containers, barrels drums, kegs, pails, safes, vaults enamelled, san itary and all other fabricated metal product not elsewhere clasified.
	341	Manufacture of structural metal products.
	342	Manufacture of furniture and fixtures primarily of metal.
	343	Manufacture of hand tools and general hardware
	344	Enamelling, japanning, lacquering, galvanising, plating and polishing metal products.
	345	Manufacture of metal utensils, cutlery and kitchenware.
	349	Manufacture of metal products except machinery and transport equipment not elsewhere classified like typefounding.
35		*Manufacture of Machinery, Machine tools and Parts except Electrical Machinery.*
	350	Manufacture of agricltural machinery and equipment and parts.
	351	Manufacture and repair of drills, coal cutting machines, earth moving, lifting and hosting machinery, cranes, conveyors and road roller and other heavy machinery and equipment used by construction and mining industries.
	352	Manufacture of prime movers, boilers and steam generating plants such as diesel engines and parts
	353	Industrial Machinery for Food and Textile Industries.
	354	Industrial Machinery for other than Food and Textiles Industries.
	355	Manufacture of Refrigerators, Airconditioners and Fire Fighting Equipment, and other parts, components and accessories.
	356	Manufacture, alteration and repair of general items of non-electrical machinery, components, equipment and accessories not elsewhere classified., e.g., manufacture and repair of size reduction equipment like Pentagraph, Mapograph etc., crushers, conveyors, bucket elevator , ship hoist cranes, derricks, etc., mixers and reactors, centrifugal machines, driers, etc., power driven pumps, etc., air gas, compressors & vacuum pumps (excluding electrical furnaces), etc.
	357	Manufacture of Machine Tools, their parts and accessories.
	358	Manufacture of office computing and accounting mahcinery and parts.

Major Group	Minor Group	Description
		Division 2 & 3—Manufacturing & Repair—contd.
	359	Manufacture and repair of non-electrical machinery equipment, components and accessories not elsewhere classified, (such as sewing machines, automatic merchandising machines, washing, laundry dry-cleaning and pressing machines, cooking ranges and ovens, other service industry machines, arms and armaments etc.).
36		*Manufacture of Electrical Machinery, Apparatus, Appliances and Supplies and Parts*
	360	Manufacture of electrical industrial machinery and apparatus and parts (such as electrical motors generators, transformers, electro-magnetic clutches and brakes, etc.).
	361	Manufacture of insulated wires and cables.
	362	Manufacture of dry and wet batteries.
	363	Manufacture of electrical apparatus, appliances and their parts such as lamps, bulbs, tubes, sockets, switches, fans, insulators (except porcelain), conductors, irons, heaters, shavers, vacuum cleaners, etc., excluding repairing.
	364	Manufacture of radio and television transmitting and receiving sets including transistor radio sets, sound reproducing and recording equipment including tape recorders, public address systems, gramophone records and pre-recorded magnetic tapes, wire and wirelss, telephone and telegraph equipment, signalling and detection equipment and apparatus, radar equipment and installations; parts and supplies specially used for electronic apparatus classified in this group.
	365	Manufacture and repair of Radiographic X-ray apparatus and tubes and parts.
	366	Manufacture of Electronic Computers, Control Instruments and other Equipment.
	367	Manufacture of electronic components and accessories not elsewhere classified.
	369	Manufacture of electrical machinery, apparatus, appliances and supplies and parts not elsewhere classified.
37		*Manufacture of Transport Equipment and Parts*
	370	Ship building and repairing.
	371	Manufacture of Locomotives and parts.
	372	Manufacture of Railway wagons and coaches and parts.
	373	Manufacture of other rail-road equipment.
	374	Manufacture of motor vehicles and parts.
	375	Manufacture of motor cycles and scooters and parts
	376	Manufacture of bicycles, cycle-rickshaw and part.
	377	Manufacture of aircrafts and its parts.
	378	Bullock-carts, push-carts, hand carts, etc.
	379	Manufacture of transport equipment and parts not elsewhere classified.
38		*Other Manufacturing Industries*
	380	Manufacture of medical, surgical and scientific equipment.
	381	Manufacture of photographic and optical goods (excluding photo chemicals, sensitised paper and film).
	382	Manufacture of watches and clocks.
	383	Manufacture of jewellery and related articles.
	384	Minting of coins.
	385	Manufacture of sports and athletic goods.
	386	Manufacture of Musical instrumnts.
	387	Manufacture of stationery articles like fountain pens, pencils, pens, pin cushions, tags, etc., not elsewhere classified.
	389	Manufacture of miscellaneous products not else where classified such as costume jewellery costume novelties, feather plumes, artificial flowers, brooms, brushes, lamp shades, tobacco pipes, cigarette holders, ivory goods, badges, wigs and similar articles.
39		*Repair*
	390	Repair of footwear and other leather goods.
	391	Electrical repair shops.
	392	Repair of motor vehicles and motorcycles.
	393	Repair of watch, clock and jewellery.
	394	Repair of bicycles and cycle rickshaws.
	399	Repair of enterprises not elsewhere classified.
		Division 4—Electricity, Gas and Water
40		*Electricity*
	400	Generation and transmission of electric energy.
	401	Distribution of electric energy to household industrial and commercial and other, users.
41		*Gas and Steam*
	410	Manufacture of gas in gas works and distribution through mains to household, industrial and commercial and other users.
42		*Water Works and Supply*
	420	Water supply *i.e.* collection, purification and distribution of water.
		Division 5—Constructions
50		*Construction*
	500	Construction and maintenance of buildings (including aerodromes).
	501	Construction and maintenance of roads, railways bridges, tunnels, pipe lines, ports, harbours runways, etc.
	502	Construction and maintenance of telegraph and telephone lines and other communication systems.
	503	Construction and maintenance of water-ways and water reservoirs such as bund, embankments, dams, canals, tanks, wells, tube wells, etc.
	504	Construction of hydro-electric projects.
	505	Construction of industrial plants including therma plants.
	509	Construction not elsewhere classified.
51		*Activities allied to Construction*
	510	Plumbing.
	511	Heating and airmconditioning installation, llft instalation sound proofing, etc.

Major Group	Minor Group	Description
		Division 4—Electricity, Gas and Water—Contd.
	512	Setting of tile, marble, brick, glass and stone.
	513	Plumber works such as fixing of doors, windows, panels, painting and decorating.
	514	Electrical installation.
	519	Other activities allied to construction not elsewhere classified such as fixing of handpumps.
		Division 6—Wholesale and Retail Trade and Restaurants and Hotels.
60		*Wholesale Trade (W.T.) in Food, Textiles, Live Animals Beverages and Intoxicants.*
	600	Wholesale trade in cereals and pulses.
	601	Wholesale trade in Foodstuff other than cereals and pulses.
	602	Wholesale trade in textiles and textile products like all kinds of fabrics, garments, shirtings, suitings, hosiery goods.
	603	Wholesale trade in beverages other than intoxicants *e.g.*, aerated water.
	604	Wholesale trade in intoxicants like wines and liquors including bottling.
	605	Wholesale trade in intoxicants like opium, ganja etc.
	606	Wholesale trade in tobacco and tobacco products.
	607	Wholesale trade in animals.
	608	Wholesale trade in straw and fodder.
61		*Wholesale trade in Fuel, Light, Chemicals, Perfumery, Ceramics Glass.*
	610	Wholesale trade in medicines and chemicals.
	611	Wholesale trade in fuel and lighting products.
	612	Wholesale trade in toilets, perfumery and cosmetics.
	613	Wholesale trade in metal, porcelain and glass utensil crockery and chinaware
62		*Wholesale trade in Wood, Paper, Other Fabrics and Skin and Inedible Oils.*
	620	Wholesale trade in petrol, mobil oil and allied products.
	621	Wholesale trade in wood, cane, bamboo, thatches etc.
	622	Wholesale trade in paper and other stationery goods.
	623	Wholesale trade in skin, leather and fur etc.
63		*Wholesale trade in All Types of Machinery, Equiments Includihg Transport and Electrical Equipment.*
	630	Wholesale trade in agricultural and industrial machinery, e.g., harvestors, sowing machines etc.
	631	Wholesale trade in electrical machinery and equipment.
	632	Wholesale trade in transport and storage equipment
64		*Wholesale trade in Miscellaneous Manufacturing.*
	640	Wholesale trade in furniture and fixtures.
	641	Wholesale trade in rubber and ruber products.
	642	Wholesale trade in household and equipment not elsewhere classified.
	643	Wholesale trade in building materials.
	644	Wholesale trade in clocks, eye-glasses and frames.
	645	Wholesale trade in hardware and sanitary equipment
	646	Wholesale trade in scientific, medical and surgical instruments.
	647	Wholesale trade in precious metals, stones and jewellery.
	649	Wholesale trade in goods not elsewhere classified.
65		*Retail trade (R.T.) in Food Articles, Beverage, Tobocco and Intoxicants.*
	650	Grain and grocery store.
	651	Vegetable and fruit selling.
	652	Dealers in meat, fish and poultry.
	653	Dealers in sweetmeat, bakery products, diary products and eggs.
	654	Pan, bidi, cigarette shops.
	655	Dealers in aerated water, soft drinks and ice cream.
	656	Wine and liquor shops.
	659	Retail trade in food and food articles, beverage tobacco and intoxicants not elsewhere classified
66		*Retail trade in Textiles*
	660	Dealers in textiles (non-ready made).
	661	Dealers in ready-made garments.
67		*Retail trade (R. T.) in Fuel and Other Household Utilities and Durables.*
	670	Dealers in firewood, coal and kerosene oil.
	671	Utensil shops.
	672	Fancy stores (including crockery and glassware dealers).
	673	Dealers in electrical and electronic goods.
	674	Furniture shops.
	675	Jewellery marts.
	676	Footwear shops.
	679	Retail trade in fuel and other household utilities and durables not elsewhere classified.
68		*Retail Trade in Others*
	680	Medical shops.
	681	Booksellers and stationers.
	682	Dealers in buidings material.
	683	Dealers in transport equipment.
	684	Petrol fillings stations.
	689	Retail trade in others not elsewcere classified.
69		*Restaurants and Hotels*
	690	Restaurants, cafes and others eating and drinking places.
	691	Hotels, rooming houses, camps and other lodging places

Major Group	Minor Group	Description
		Division 7—Transport Storage and Communications
70		*Land Transport*
	700	Railway transport.
	701	Passenger transport by tramway and bus-services
	702	Passenger transport by other motor vehicles.
	703	Freight transport by motor vehicles
	704	Hackney carriages bullock-carts, *ekka*, tonga, etc
	705	Transport by animals like horses, elephants, mules, camels, etc.
	706	Transport by man (including rickshaw pullers hand-cart pullers, porters, coolies, etc.).
	707	Pipeline transport.
	708	Supporting services to land transport, like operation of highway bridges, toll roads, vehicular tunnels, parking lots, etc.
71		*Water-Transport*
	710	Ocean and coastal water transport.
	711	Inland water transport.
	712	Supporting services to water-transport like operation and maintenance of piers, docks, pilotage, light houses, loading and discharging of vessels, etc.
72		*Air Transport*
	720	Air-transport carriers (of passengers and freight)
	721	Supporting services to air-transport, like operation of airports, flying facilities radio beacor flying control centres, radar stations, etc.
73		*Services Incidental to Transport*
	730	Services incidental to transport, such as packing crating travel agency, etc.
74		*Storage and Ware-Housing*
	740	Ware-Housing.
	741	Cold-storage.
	749	Storage and ware-housing not elsewhere classified.
75		*Communications*
	750	Postal, telegraphic, wireless and signal communication.
	751	Telephone communication.
	759	Communication not elsewhere classified
		Divisions 8—Financing, Insurance, Real Estate and Business Services
80		*Banking and Similar Type of financial Institutions*
	800	Banking.
	801	Credit Institutions other than banks, such as saving and lone associations, agricultural credit institution industrial development banks, etc.
	809	Otner financial institutions such as pawn brokers money lenders, financers, chit funds, etc.
		Division 8—Financing, Insutance, Real Estate and Business Services
81		*Providents and Insurance*
	810	Provident services
	811	Insurance carriers, Life.
	819	Insurance carriers other than life, such as fire, marine, accident, health, etc.
82		*Real Estate and Business Services*
	820	Purchase, sale letting and operating of real estate such as resident.al and non-residential buildings developing and sub-dividing real estate into lots lessors of real property, real estate agents broker- and managers engaged in renting, buying and sel ling, managing and appraising real estate on contract or fee basis
	821	Purchase and sale, agents and brokers.
	822	Auctioneering.
	823	Accounting, auditing and book-keeping services.
	824	Data processing and tabulating services.
	825	Engineering, architectural and technical services
	826	Advertising and publicity services.
	827	Machinery and equipment, rental and leasing
	828	News Agencies *e.g.*, P.T.I., U.N.I. Reuter etc.
	829	Business services, except machinery and equipment rental and leasing, not elsewhere classified.
83		*Legal Services*
	830	Legal Services, such as those rendered by advocates. barristers, solicitors, pleaders mukhtiars, etc.
		Division 9—Community, Social and Personal Services, Public Administration and Defence Services
	900	Public services in the union Government including Defence Services.
	901	Public Services in State Governments including Police Services.
	902	Public Services in local bodies departments and offices engaged in administration like local taxation, business regulations, etc.
	903	Public Services in Quasi-government bodies
91		*Sanitary Services*
	910	Sanitation and similar services such as garbage and sewage disposal, operation of drainage systems and all other types of work connected with public health and sanitation.
92		*Education Scientific, and Research Services*
	920	Educational services rendered by technical or vocational colleges, schools and other institutions.

Major Group	Minor Group	Description
		Division 9—Community, Social, and Personal Service contd.
	921	Educational services rendered by non-technical colleges, schools, universities and other institutions.
	922	Research and Scientific Services not classified-elsewhere such as those rendered by institution and laboratories engaged in research in the biological physical and social sciences meteorological institutes and medical research organisation, etc.
93		*Medical and Health Services*
	930	Health and medical services, rendered by organisations and individuals such as hospitals, dispensaries sanatoria nursing homes maternal and child welfare clinics by allopathic, ayurvedic, Unani, Homeopathic etc., practitioners.
	931	Veterinary Services.
94		*Community Services*
	940	Religious services by organisations or individuals.
	941	Welfare services rendered by organisations operating on a non-profit basis for the promotion of welfare of the community such as relief societies redresses homes for the aged blind, fire brigade services, etc.
	942	Business, professional and labour organisations.
	949	Community services not elsewhere classified.
95		*Recreational and Cultural Services*
	950	Motion picture production.
	951	Motion pricture distribution and projection.
	952	Theatrical producers and entertainment services.
	953	Authors, music composers and other independent artists not elsewhere classified.
		Division 9—Community, Social and Personal Services—contd.
	954	Radio and television broadcasting.
	955	Operation of circuses and race tracks.
	956	Libraries, museums, botanical and zeological gardens, zoos, game sanctuaries, etc.
	959	Amusement and recreational services not elsewhere classified.
		Personal Services
	960	Domestic Services.
	961	Laundries, Laundry [services and cleaning and dyeing plants.
	962	Hair dressing such as those done by barbers, hair dressing saloons and beauty shops.
	963	Portrait and Commercial Photographic studies
	969	Personal Services not elsewhere classified.
98		*Intenational and other Extra Territorial Bodies Services*
	930	International and other extra territorial bodies.
99		*Services not Elsewhere Classified*
	990	Services not elsdwhere classified.
		Division X—Activities not Adequately Defined
X0		*Persons without any affiliation to any particular industy (including fresh entrants to labour force)*
	X00	Persons without any affiliation to any particular industry (including fresh entrants to labour force)
XI		*Activities not adequately defined (Other than [those in XO.*
	X10	Activities not adequetely defined (Other than those in XO)

APPENDIX VII

CENSUS OF INDIA 1971

LIST OF PUBLICATIONS

Part No. and Subject Covered	*Sub-part No. and the Subject covered*
Part I Census General Report	Part I-A First part of the General Report discussing the data yielded from the Primary Census Abstract and the broad religion and mothertongue distribution. It will cover distribution, growth and density of population, sex ratio, Rural and Urban differentials, broad literacy rates, population of Scheduled Castes and Scheduled Tribes, broad economic categories etc.
	Part I-B The second part covering the detailed anyalysis of the demographic, social, çultural and migration patterns after the completion of the full tabulation, programme.
	Part I-C Subsidiary Tables
Part II Census Tables on population	Part II-A Union/State/UT-General Population Tables ('A' Series)
	Part II-B Economic Tables ('B' Series).
	Part II-C(i) Distribution of Population, Mother Tongue and Religion, Scheduled Castes and Scheduled Tribes.
	Part II-C(ii) Other Social and Cultural Tables and Fertility Tables—Tables on Household Composition, single year age, marital status, educational levels, Scheduled Castes and Scheduled Tribes, etc., Bilingualism.
	Part II (Spl.) All India Census Tables on 1% Sample Basis (Technical Note on Sampling will be incorporated).
Part III Establishments Reports and Tables	Report and Tables of the 'E' Series.
Part IV Housing Report & Tables	Part IV-A Housing Report & Housing Subsidiary Tables Part IV-B Housing Tables.
Part V Spl. Tables and Ethnographic Notes on Scheduled Castes and Scheduled Tribes.	
Part VI Town Directory, Survey Reports on Town & Villages.	Part VI-A Town Directory.
	Part VI-B special Survey Reports on selected towns.
	Part VI-C Survey Reports of selected villages.
Part VII Special Report on Graduates and Technical Personnel.	
Part VIII Administration Report (for official use only)	Part VIII-A Administration report—Enumeration.
	Part VIII-B Administration report—Tabulation.
Part IX Census Atlas	Union and State/U.T. Census Atlases.
Part X District Census Handbook	Part (A) Town and Village Directory.
	(Part B) Urban block/Village-wise Primary Census Abstract.
	(Part C) Analytical Report and Administration Statements and District Census Tables.

Preparation of some special monographs will be entrusted to interested scholars. The programme of these monographs is yet to be finalised.

APPENDIX VIII

LIST OF AGENT FOR THE SALE OF GOVERNMENT OF INDIA PUBLICATION AS ON 31.3 1970.

Station	Sl. No.	Name of the Party	Cat. of Agents
1	2	3	4
AGRA	1	National Book House, Jeoni Mandi	(Reg.)
	2	Wedhwa & Co., 45 Civil Lines	(Reg.)
	3	Banwari Lal Jain, Publishers, Moti Katra	(Rest.)
	4	Asa Ram Baldev Dass & Sons, Bagh Muzaffarpur	(Rest.)
AHMEDABAD	5	Balgovind Booksellers, Gandhi Road	(Rest.)
	6	Chandra Kant Chimanlal Vora, Gandhi Road	(Reg.)
	7	New Order Book Co., Gandhi Road, Ellis Bridge	(Reg.)
	8	Sastu Kitab Ghar Near Relief Talkies Patthar kava Relief Rood.	(Reg.)
	9	Gujarat Law House, Near Municipal Swimming Bath.	(Rest.)
	10	Mahajan Bros. Opp. Khadia Police Gate.	(Rest).
	11	Himanshu Book Co., 10 Mission Market, Nr. Gujarat College	(Rest.)
AHMEDNAGAR	12	V. T. Jorkar, Prop. Rama General Stores, Navi Path	(Rest.)
AJMER	13	Book Land, 663, Madar Gate.	(Reg.)
	14	Rajuptana Book House, Station Road.	(Reg.)
ALIGARH	15	Friend's Book House, Muslim University Market	(Reg.)
	16	New Kitab Ghar, Mill Market.	(Rest.)
ALLAHABAD	17	Kitabistan, 17-A, Kamla Nehru Road.	(Reg.)
	18	Law Book Co., Sardar Patel Marg, P. Box. 4.	(Reg.)
	19	Ram Narain Lal Beni Madho, 2A, Katra Road.	(Reg.)
	20	Universal Book Co., 20 M. G. Road	(Reg.)
	21	Universiry Book Agency (of Lehore) Elgin Road.	(Reg.)
	22	Bharat Law House, 15, Mahatma Gandhi Marg.	(Rest.)
	23	Chandralok Prakashan, 73, Darbhenga Colony.	(Rest.)
	24	Ram Narain Lal Beni Prasad, 2/A, Katra Road.	(Rest.)
AMBALACANTT	25	English Book Depot, Ambala Cantt.	(Reg.)
AMBALA CITY	26	Sethi Law House, 8719, Rly. Reoad, Ambala City.	(Reg.)
AMRITSAR	27	Amar Nath & Sons, Near P.O. Majith Mandi.	(Reg.)
	28	Law Book Agency, G. T. Road, Putligarh.	(Reg.)
	29	The Booksellers Retreat, Hall Bazar.	(Reg.)
ANAND	30	Vijaya Stores, Station Road.	(Rest.)
BANGALORE	31	Bangalore Press, Lake View, Mysore Road P. O. B. No. 507.	(Reg.)
	32	International Book House P. Otd., 4F, M. G. Road.	(Reg.)
	33	Makkala Pastak Press, Balemandira, Gandhinagar.	(Reg.)
	34	S. S. Book Emproium 118, Mount Joy Road, Hanumant Nagar.	(Reg.)
	35	Standard Book Depot, Rvenue Road.	(Reg.)
	36	Vichara Sahitya Ltd., Balepet.	(Reg.)
	37	Atma Stores, 5th Crose Malleswaram.	(Rest.)
BAREILLY	38	Agarwal Bros., Bara Bazar.	(Reg.)

1	2	3	4
BARODA	39	New Medical Book House, 540, Madenzampa Road	(Rest.)
	40	Sh. Chandrakant Monan Lal Shah Gaini Shekar Bldg. Diwanji's Wada Dandia Bazar	(Rsst.)
BHAGALPUR	41	Paper Stationery Stores, D. N. Singh Rd.	(Reg.)
BHOPAL	42	Lyall Book Depot, Moh. Din Bldg. Sultania Road.	(Reg.)
	43	Bhopal Sahitya Sadan, Publishers, Booksellers & Stationers, 37, Lalwani Press Road.	(Rest.)
BHUBANESHWAR	44	Prabhat K. Mahapatra, Bhubaneshwar Marg.	(Reg.)
BHAVANAGAR	45	Shah Parsotam Dass Gigabhai, M. G. Road.	(Rest.)
BOLAPURA	46	Bolpur Pustakalaya, Rabindra Sarai, P. O. Bolpur, Birbhum (W. B.)	(Rest.)
BIJAPUR	47	Sh. D. V. Deshpane, Recognised Law Booksellers Prop : Vinod Book Depot., Near Shiralashetti Chowk	(Res.t)
BELGARIRA	48	Granthloka, 5/1, Ambica Mukherji Road. 24 yarganas W.B.	(Rest.)
BIKANER	49	Bhandari Bros. Goga Gate	(Rest.)
BOMBAY	50	Charles Lambert & Co., 101, M. G. Road	(Reg.)
	51	Co-operators Book Depot, 5/32, Ahmed Sailor Bldg. Dadar.	(Reg.)
	52	Current Book house. Maruti Lane, Raghunath Dadaji Street.	(Reg.)
	53	Current Technical Literature Co. P. Ltd., India House, 1st Floor.	(Reg.)
	54	C. Jamnada & Co., Book sellers, 146-C, Princess St.	(Reg.)
	55	Indo Nath & Co. Office No. 81st Floor 257 Frase Road.	(Reg.)
	56	International Book House Ltd., 9, Ash Lane, M. G. Road.	(Reg.)
	57	Kothari Book Depot, King Edward Road.	(Reg.)
	58	Lakhani Book Depot, Girgaum.	(Reg.)
	59	Minerva Book Shop, 10, Kailash Darshan, 3rd. Floor, Nava Chowk.	(Reg.)
	60	N. M. Tripathi P. Otd. Princess Street	(Reg.)
	61	New Book Co., 188---190 Dr. Dadabhai Naroji Road.	(Reg.)
	62	P. O. H. Book Stall, 190/B, Khetwadi Main Road.	(Reg.)
	63	World Literature, Pyare Singh Chug House, Agra Road.	(Rest.)
	64	Swastik Sales Co. Scientific & Technical Booksellers.	(Rest.)
	65	M. & J. Services 2-Q, Bahri Building, P. B. 6007.	(Rest.)
	66	Popular Book Depot, Lamington Road.	(Reg.)
	67	Sunderdas Gain Chand 601, Girgaum Road Near Princess Street	(Reg.)
	68	Thacker & Co., Rampart Row	(Reg.)
	69	All India Supply Co., 342, Kalbedevi Road.	(Rest.)
	70	Amalga Mated Press, 41 Hamam Street.	(Rest.)
	71	Asian Trading Co., 310, the Mirballe P. M. 1605	(Pest.)
	72	Secretary, Salestax Practioner Association Room No. 8, Pallon Road	(Rest.)
	73	Usha Book Depot, 585 Chira Bazar	(Reg.)
CALCUTTA	74	Chatterjee & Co. 3/1, Becharam Chatterjee Lane.	(Peg.)
	75	Current Literature Col, 208, M. G. Rd.	(Rest.)
	76	Dass Gupta & Co. Ltd. 54/3, College Street.	(Reg.)
	77	Firma K. L. Mukhopadhya, 6/1A, Banchharam Akrur Lane	(Reg.)
	78	Hindu Library, 69-A, Bolaram De Street.	(Reg.)
	79	M. C. Sarkar & Sons P. Ltd., 14, Bankim Chatterji Lane.	(Reg.)
	80	Oxford Book Stationery Co., 17 Park St.	(Reg.)
	81	R. Chambrary & Co. Ltd., Kant House, P. 33 Mission Row Extension	(Reg.)
	82	S. C. Sarkar & Sons P. Ltd., IC College.	(Reg.)
	83	S. K. Lahiri & Co. Ltd., College Street.	(Reg.)
	84	Thacker Spink & Co. (1933) P. Ltd., 3, Esplanade East.	(Reg.)

1	2	3	4
	85	W. Newman & Co. Ltd., 3, Old Court House St.	(Reg.)
	86	Indian Book Dist. Co. C-52 M. G. Road.	(Rest)
	87	K. K. Roy, 55, Gariahat Road, P. Box No. 10210.	(Rest)
	88	Manimala, 123, Bow Bazar Street.	(Reg.)
	89	Modern Book Depot, 9, Chowringhee Centre.	(Rest.)
	90	New Script, 172/3, Rash Behari Avenue	(Reg.)
	91	Gyan Bharati, 171-R, M. G. Road.	(Reg.)
	92	Mukherjee Library, I Gopi Mohan Datta Lane.	(Rest.)
	93	S. Bhattachar & Co. 49, Dharamtalla Street.	(est.)
	94	Scientific Book Agency, 103, Netaji subhas Road.	(Rest.)
	95	Smt. P. D. Updhayay, 16, Munshi Sardaruddin Lane.	(Rest.)
	96	Universal Book Dist. 8/2, Hastings Street	(Rest.)
	97	Manisha Granthalaya P. Ltd., 4/3 B. Bankim Chatterji Street	(Rest.)
	98	N. M. Roy Chowdhury Co. P. Ltd., 72 M. G. Rd.	(Pest.)
CHANDIGARH	99	Jain Law Agency Shop No. 5, Sector 22 D.	(Reg.)
	100	Mehta Bros., 193, Sector 22 B.	(Reg.)
	101	Rama News Agency, Book sellers, Sector No. 22	(Reg.)
	102	Universal Book Store, Booth No. 25 Sector No. 22 D	(Reg.)
	103	English Book Shop 34, Sector 22 D	(Rest.)
CALICUT	104	Touring Book Stall, Court Road	(Rest.)
CUTTACK	105	Cuttack Law Times, Cuttack	(Reg.)
	106	D. P. Soor & Sons, Mangalbad	(Rest.)
	107	New Students Store	(Rest.)
DEHRADUN	108	Bishan Singh and Mahendra Pal Singh, 318, Chukhuwala	(Reg.)
	109	Jugal Kishore & Co., Rajpur Road	(Reg.)
	110	National News Agency, Paltan Bazar	(Reg.)
	111	Sant Singh & Sons, 28, Rama Market	(Rest.)
	112	Universal Book House, 39A, Rajpur Road	(Rest.)
	113	Natraj Publishers, 52 Rajpur Road	(Reg.)
DELHI	114	Atma Ram & Sons, Kashmere Gate	(Reg.)
	115	Bahri Bros, 243, Lajpat Rai Market	(Reg.)
	116	Bawa Harkishan Dass Bedi (Vijaya General Agency Delhi Aheta Kodara Chamalian Road	(Reg.)
	117	Book wells, 4 Sant Narankari Colony, P. B. 1565, Delhi-9.	(Reg.)
	118	Dhanwant Medical & Law Book House, 1522, Lajpatrai Market	(Reg.)
	119	Federal Law Depot, Kashmeri Gate	(Reg.)
	120	Imperial Publishing Co., 3, Faiz Bazar D. Ganj	(Reg.)
	121	Indian Army Book Depot, 3, Ansari Road, D. Ganj	(Reg.)
	122	J. M. Jaina & Bros., Mori Gate	(Reg.)
	123	Kitab Mahal (Wholesale Division) P. Ltd., 28, Faiz Bazar	(Reg.)
	124	K. L. Seth, Suppliers of Law Commercial & Tech. Books, Shantinagar, Ganeshpura	(Reg.)
	125	Metropolition Book Co., I, Faiz Bazar	(Reg.)
	126	Publication Centre, Subzi Mandi Opp. Birla Mills	(Reg.)
	127	Sat Narian & Sons, 3141, Mohd. Ali Bazar, M. Gate	(Reg.)
	128	Universal Book & Stationery Co., 16, Netaji Subhas Marg	(Reg.)
	129	Universal Book Traders, 80, Gokhle Market	(Reg.)
	130	Youngman & Co., Nai Sarak	(Reg.)
	131	Adrash Publicity Service, 5A/10, Ansari Road, Darva Ganj	(Rest.)
	132	Amar Hind Book House, Nai Sarak	(Rest.)

1	2	3	4
DELHI	133	All India Educational Supply Co., Sri Ram Buildings, Jawahar Nagar	(Rest.)
	134	B. Nath & Bros., 3808, Charkawalan (Chowri Bazar)	(Rest.)
	135	General Book Depot, 1691, Nai Sarak	(Rest.)
	136	Hindi Sahitya Sansar, 1547, Nai Sarak	(Rest.)
	137	Law Literature House, 2646, Balimaran	(Rest.)
	138	Munshi Ram Manohar Lal, Oriental Booksellers & Publishers, P. B. No. 1165, Nai Sarak	(Rest.)
	139	Premier Book Co., Printers, Publishers and Bookseller, Nai Sarak	(Reg.)
	140	Oversees Book Agency, 3810, David Street, Darya Ganj-9	(Reg.)
	141	Amir Book Depot., Nai Sarak.	(Rest.)
	142	Rajpal & Sons, Kashmeri Gate	(Rest.)
	143	Saini Law Publishing Co., 1899, Chandni Chowk	(Rest.)
	144	Moti Lal Banarsi Dass, Bangalow Road, Jawahar Nagar	(Reg.)
	145	Sangam Book Depot, Main Market, Gupta Colony	(Reg.)
	146	Summer Bros, P. O. Birla Lines	(Rest.)
	147	University Book House 15, U. B. Bangalow Road, Jawahar Nagar	(Rest.)
	148	Om Book Stall, Civil Court Compound	(Rest.)
DHANBAD	149	New Sketch Press Post Box 26	(Rest.)
DHARWAR	150	Bharat Book Depot & Prakashan, Subhas Road	(Rest.)
	151	Akalwadi Book Depot, Vijay Road	(Rest.)
ERNAKULAM	152	South India Traders, C/O Constitutional Law Journal	(Reg.)
	153	Pai & Co., Broadway	(Rest.)
FEROZEPUR CANTT.	154	English Book Depot, 78, Jhoke Road	(Reg.)
GAYA	155	Sahitya Sadan, Gautam Budha Marg	(Reg.)
GOA	156	Singhal's Book House, P. O. B. No. 70 Near the Church	(Rest.)
GURGAON	157	Prabhu Book Service, Nai Subzi Mandi	(Rest.)
GUNTUR	158	Book Lovers P. Ltd., Arnudelpet, Chowrasta	(Reg.)
GWALIOR	159	Loyal Book Depot, Patankar Bazar, Lashmar	(Rest.)
	160	Tater Bros., Sarafe	(Rest.)
	161	Anand Pustak Bhandar, M. L. B. Marg	(Rest.)
	162	M. C. Daftari, Prop. M. B. Jain &Bros., Booksellers, Sarafa, Lashkar	(Rest.)
	163	Grover Law House, Nr. High Court Gali	(Rest.)
	164	Kitab Ghar, High Court Road	(Reg.)
GHAZIABAD	165	Jayana Book Agency, Outside S. D. Inter College, G. T. Road	(Rest.)
	166	S. Gupta, 342, Ram Nagar	(Reg.)
HYDERABAD	167	The Swaraj Book Depot, Lakdikapul	(Reg.)
	168	Bhasha Pradashan 22-5.69 Gharkaman	(Rest.)
	169	Booklovers, P. Ltd., Kachiguda Chowrasta	(Rest.)
	170	Book Syndicate, Devka Mahal, Opp. Central Bank	(Reg.)
	171	Labour Law Publications, 873, Sultan Bazar	(Reg.)
	172	Book Links Corporations, Narayanagoda	(Reg.)
HARDWAR	173	Seva Kunj, Kanshal Bhawan Bra-hampuri	(Rest.)
HUBLI	174	Pervaje's Book House, Station Road	(Reg.)

1	2	3	4
INDORE	175	Wadhwa & Co., 27 Mahatma Gandhi Road	(Reg.)
	176	Madhya Pradesh Book Centre, 41, Ahilyapura	(Rest.)
	177	Modern Book House, Shiv Vilas Palace	(Rest.)
	168	Swarup Bros, Khajuri Bazar	(Reg.)
	179	Vinay Pustak Bhandar	(Rest.)
JAIPUR CITY	180	Bharat Law House, Bookellers & Publishers Op. Prem Pradash Cinema	(Rest)
	181	Popular Book Depot, Chaura Rasta	(Rest.)
	182	Vani Mandir Swami Mansing Highway	(Reg.)
	183	Raj Books & Subs. Agency, 16 Nehru Bazar	(Rest.)
JAMSHEDPUR	184	Amar Kitab Ghar, Diagonal Rd. P. B No. 78	(Reg.)
	185	Gupta Stores, Dhatkidith	(Reg.)
	186	Sanyal Bros. Booksellers & News Agents 26 Main Road	(Rest.)
JAMNAGAR	187	Swadeshi Vastu Bhandar, Ratnabai Masid Rd.	(Reg.)
JODHPUR	188	Chopra Bros., Tripolia Bazar	(Reg.)
	189	Dwarka Das Rathi, Wholesale Books and News Agents	(Reg).
	190	Kitab Ghar, Sojati Gate	(Reg.)
	191	Rajasthan Law House, High Court Road	(Res.t)
JUBBALPUR	192	Modern Book House, 286, Jawaharganj	(Reg.)
	193	Popular Book House ; Nr. Omti P. O.	(Rest.)
JULLUNDER CITY	194	Jain General House, Bazar Bansanwala	(Reg.)
	195	Hazoornia Bros., Mai Hiran Gate	(Rest.)
	196	University Pubishers, Railway Road	(Rest.)
JHUNJHUNU (RAJ)	197	Shashi Kumar Sharat Chandra	(Rest.)
KANPUR	198	Advani & Co., P. Box 100, The Mall	(Reg.)
	199	Sahitya Niketan, Sharadhanand Park	(Reg.)
	200	Universal Book Stall, The Mall	(Reg.)
KAPSAN	201	Parkashan Parasaran, 1/90, Namdhar Niwas Azad Marg	(Reg.)
KOLAPUR	202	Maharashtra Granth Bhandar, Mahadwar Road	(Rest.)
KUMTA	203	S. V. Kamat, Booksellers & Stationers (S. Kanara)	(Reg.)
LUCKNOW	204	Balkrishna Book Co. Ltd. Hazartganj	(Reg.)
	205	British Book Depot, 84, Hazaratganj	(Reg.)
	206	Eastern Book Co., 34, Lalbagh Road	(Reg.)
	207	Ram Advani Hazaratganj, P. B. 154	
	208	Universal Publishers (P) Ltd., Hazaratganj	(Resg.)
	209	Acquarium Supply Co., 213, Faizabad Road	(Rest.)
	210	Civil & Military Educational Stores, 106/B, Sadar Bazar	(Rest.)
LUDHIANA	211	Lyall Book Depot Chaura Bazar	(Reg.)
	212	Mohindra Bros., Katchori Road	(Rest.)
	213	Nanda Stationery Bhandar, Pustak Bazar	(Rest)
	214	The Pharmacy News, Pindi St.	(Rest.)
MADURAI	215	Oriental Book House, 258, West Masi St.	(Reg.)
	216	Vivekananda Press, 48, West Masi Street	(Reg.)

1	2	3	4
MATHURA	217	Rath & Co., Tilohi Bldg. Bengali Ghat	(Rest.)
MADRAS	218	Account Test Institute, P. O. 760, Emgora	(Reg.)
	219	C. Subbiah Chetty, 62 Big Street, Triplicance	(Reg.)
	220	K. Krishnamurty, Post Box 384	(Reg.)
	221	P. Vardhachary & Co., 8 Linghi Chetty Street	(Reg.)
	222	C. Sitaraman & Co., 33, Royapettach High Road	(Reg.)
	223	M. Sachechalam & Co., 14 Bankuram Chetty Street	(Rest)
	224	Madras Book Agency	(Rest.)
	225	The Rex Trading Co. P. B. 5049, 31 & 32 James St.	(Rest.)
	226	Nav Bharat Agencies 18, Andiappa St. Sadhana Sadan.	(Rest.
	227	Mohan Pathippagam B& Book Depot, 3, Pyecrafts, Triplicance	(Rets.)
	228	Naresh Co., 3, Dr. Rangachari Ro, Mylapore	(Res.t)
	229	Reliance Trading Co., 70/10, Shambu Das St.	(Reg.)
MANGALORE	230	U. R. Shaneye Sons, Car Street, P. Box 128	(Reg.)
	231	K. Bhoga Rao & Co., Kodial Bail	(Rest.)
MEERUT	232	Loyal Book Depot, Chhipi Tank	(Reg.)
	233	Prakash Educational Stores, Subhash Bazar	(Reg.)
MUZAFFARNAGAR	234	B. S. Jain & Co., 71 Abupura	(Reg.)
	235	Gargya & Co., 139, G. New Market	(Rest.)
MUZAFFERPUR	236	Scientific & Educational Supply Sindicate	(Rest.)
MYSORE	237	H. Vankataramiah & Sons, Krisharagendra Circle	(Reg.)
	238	People Book House, Opp. Jagan Mohan Palace	(Reg.
	239	Geeta Book House, New State Circle	(Reg.)
	240	Indian Mercantile Corpn., Ramvilas	(Rest.)
MANDSAUR	241	Nahta Bros., Booksellers & Stationers	(Rest.
MUSSOURI	242	Hind Traders, N. A. A. Centre Dick	(Rest).
NAGPUR	243	Western Book Depot Residence Road	(Reg.)
	244	The Executive Secretary, Mineral Industry Association Mineral House, Near All India Radio Square	(Rest.)
NILGIRIS	345	Mary Martin Booksellers, Kotagiris Madras States	(Rest.)
NAINITAL	246	Consal Book Depot, Bara Bazar	(Reg.)
NADIAD	247	R. S. Desah, Station Road	(Rest)
NEW DELHI	248	Amrit Book Co., Connaught Circus	(Reg.)
	249	Aapki Dukan, 5/5777, Dev Nagar	(Reg.)
	250	Bhawani & Sons, 8 F, Connaught Place	(Reg.)
	251	Central News Agency, 23/90, Connaught Circus	(Reg.)
	252	English Book Stores, 7-L, Connaught Circus, P. B. No. 328	(Reg.)
	253	Jain Book Agency, C/9, Prem House, Connaught Place	(Reg.)
	254	Jayana Book Depot, P B. 2505, Karol Bagh	(Reg.)
	255	Luxmi Book Store, 72, Janpath P. O. Box 553	(Reg.)
	256	Mehra Bros., 50-G, Kalkaji, New Delhi-19	(Reg.)
	257	Navyug Traders, Desh Bandhu Gupta Road, Dev Nagar	(Reg.)
	258	New Book Depot, Latest Books, Periodicals Sty. P B. 96, Connaught Place	(Reg.)
	259	Oxford Book & Stationery Co., Scindia House	(Reg.)

1	2	3	4
NEW DELHI	260	Peoples Publishing House (P) Ltd., Ranijhansi Road	(Reg.)
	261	Ram Krishna & Sons (Of Lahore) 16/B, Connaught Place	(Reg.)
	262	R. K. Publishers, 23, Beadonpura, Karol Bagh	(Reg.)
	263	Sharma Bros., 17, New Market, Moti Nagar	(Reg.)
	264	The Secretary, Indian Met. Society, Lodi Rd.	(Reg.)
	265	Suneja Book Centre, 24/90, Connaught Circus	(Reg.
	266	United Book Agency, 31, Municipal Market, Connaught Circus	(Reg.)
	267	Hindi Book House, 82, Janpath	(Reg.)
	268	Lakshmi Book Depot, 57, Ragarpura, Karol Bagh	(Rest.)
	269	N. C. Kaunchal & Co., 40, Model Basti, P. O. Karol Bagh, New Delhi-5	(Rest.)
	270	Ravindra Book Agency, 4D/50, Double Storey, Lajpat Nagar	(Reg.)
	271	Sant Ram Booksellers, 16, New Municipal Marke Lodi Colony	(Rest.)
	272	Subhas Book Depot, Shop No. 111, Central Market, Srinivaspuri.	(Rest.)
	273	The Secy. Federation of Association of Small Industry of India, 23-B/2, Rohtak Road	(Rest.)
	274	Glob Publications, C-33 Nizaamudin East, Standard Booksellers, Stationers, Palam Enclave	(Rest.)
	275	Standard Borksellers, Stationers, Palam Enclave.	(Reg.)
	276	Scientific Instruments Stores, A-355, New Rajender Nagar	(Rest.)
	277	Shayam Pustak Bhandar, 3819, Arya Smaj Road	(Rest.)
PATIALA	278	Jain & Co., 17 Shah Nashin Bazar	(Reg.)
PATNA	279	Luxmi Trading Co., Padri Ki Haveli	(Reg.)
	280	J. N. P. Agarwal & Co., Padri Ki Haveli	(Reg.)
	281	Moti Lal Banarsi Dass & Co., Padri Ki Haveli	(Reg.)
	282	Today & Tommorrow, Ashok Rajpath	(Rest.)
POONA	283	Deccan Book Stall, Deccan Cyamkhana	(Reg.)
	284	Imperial Book Depot, 266, M. G. Road	(Reg.)
	285	Sarswat 67, Patel Flats, 2 Bombay Poona Road	(Rest.)
	286	International Book Service, Deccan Ghym Khanna	(Reg.)
	287	Raka Book Agency, Opp. Natu's Chawl, Near Appa Balwant Chowk	(Reg.)
	288	Secy. Bharati Itihasa Samshodhalla Mandir 1321, Sadashiv Path	(Rest.)
PONDICHERRY	289	Honesty Book House, 9 Rue Duplix	(Rest.)
PUDUKKOTTAI	290	Meenakashi Pattippagam, 4142 East Main St.	(Rest.)
	291	Sh. P. Swaminathan Shivam & Co., East Main Road	(Rest.)
RAJKOT	292	Mohan Lal Dossbhai Shah Booksellers & Subs & Advt. Agent	(Reg.)
RAIPUR	293	Pustak Pratisthan, Sati Bazar	(Rest.)
RANCHI	294	Crown Book Depot, Upper Bazar	(Reg.)
REWARI	295	Tika Ram Singh Lal.	(Rest.)
SAUGAR	296	Yadav Book Stall, Publishers & Booksellers	(Rest.)
SECONDERABAD	297	Hindustan Diary Publishers, Market Street	(Rest.)
SIVAKASI.	298	Genesh Stores, South CarStreet	(Rest.)
SIMLA	299	Minerva Book Shop, The Mall.	(Reg.)
SURAT	300	Shri Gajanan Pustakalaya, Tower Road	(Reg.)
	301	Gujarat Subs. Agency, Jawahar Lal Nehru Marg, Athwa Lines	(Rest.)

1	2	3	4
TUTICORIN	302	Shri K. Thiagarajan, 51, French Chapal Road	(Rest.)
TRICHINOPOLLY	303	S. Krishnaswami & Co., 35, Subhash Chandra Bose Road	(Rest.)
TRIPURA	304	G. R. Dutta & Co., Scientific Equipments Suppliers	(Rest.)
TRIVANDRUM	305	International Book Depot, Main Road	(Reg.)
	306	Reddiar Press & Book Depot, P. B. No. 4	(Rest.)
TEZPUR	307	Jyoti Prakashan Bhawan, Tezpur, Assam	(Rest.)
UDAIPUR	308	Book Centre, Maharana Bhopal College, Consumer, Co-op. Society Ltd.	(Rest.)
	309	Ashutosh & Co. Station Road Opp. University of Udaipur	(Rest.)
UJJAIN	310	Rami Bros, 41, Mallipura	(Rest.)
VARANASI	311	The Manager, Banaras Hindu University Book Depot.	(Reg.)
	312	Chowkhamba Sanskrit Saries Office, Gopal Mandir Lane, P. B. No. 8	(Reg.)
	313	Kohinoor Stores, University Road Lanka	(Reg.)
	314	Viswavidyalaya Pradashan, K 40/18, Bhairo Nath Marg	(Reg.)
	315	Globe Book Centre, P. O. Hindus University	(Reg.)
VZEGAPATAM	316	Gupta Bros., Vizia Building	(Reg.)
	317	The Secy. Andhra University General Co., Opp. Sotes	(Rest.)
VELLORE	318	A. Venkatasubban, Law Booksellers	(Reg.)
WARDHA	319	Swarajeya Bhandas, Rathi Market	(Reg.)

Govt. of India Kitab Mahal, Janpath, Opp. India Coffee House, New Delhi Phone No. 44561	FOR LOCAL SALE
Govt. of India Book Depot, 8, Hastings Street, Calcutta, Phone No. 23-3813.	
High Commissioner for Indian In London India House, London W.C. 2	

S & R AGENTS AS ON 31-3-72.

1. Tne Asstt. Director, Extension Centre, Bhuli Road, Dhanbad.
2. The Asstt. Director, Extension Centre, Santnagar, Hyderabad-18.
3. The Asstt. Director, Government of India, S.I.S.I. Ministry of C & I Extension Centre, Kapileshwar Road, Belgaum.
4. The Asstt. Director, Extension Centre, Krishna Distt. (A.I.)
5. The Asstt. Director, Footwear, Extension Centre, Polo Ground No. 1, Jodhpur.
6. The Asstt. Director, Industr al Extension Centre, Nadiad (Guj.)
7. The Development Commissioner, Small Scale Industries, Udyog Bhawan, New Delhi.
8. The Dy. Director, Incharge, S.I.S.I. C/O Chief Civil Admn., Goa, Panjim.
9. The Director , Government Press, Hyderabad.
10. The Director, Indian Bureau of Mines, Govt. of India, Ministry of Steel Mines & Fuel, Nagpur.
11. Tne Director , S.I.S.I. Industrial Extension Centre, Udhna-Surat.
12. The Employment Officer, Employment Excnange, Dhar, Madhya Pradesh.
13. The Employment Officer, Employment Exchange, Gopal Bhawan, Morena.
14. The Employment Officer, Employment Excnange, Jhabue.
15. The Head Clerk, Govt. Book Depot, Ahmedabad.
16 The Head Clerk, Photozincographic Press, 5 Finance Road, Poona.
17. The Officer-in-charge, Assam, Govt. B.D. Shillong.
18. The O. I/C., Extension Centre, Club Road, Mazaffarpur.
19. The O. I/C, Extension Centre,i ndustrial Estate, Kokar, Ranchi.
20. The O. I/C., State Information Centre, Hyderabad.
21. The O. I/C., S.I.S.I. Extension Centre, Malda.
22. The O. I/C., S.I.S.I., Habra, Talluria, 24 Parganas.
23. The O. I/C.. University Emplogment Employment Bureau Lucknow.
24. The O. I/C·, S.I.S.I. Chrontaning Extention Centre, Tangra 33/I, North Topsia Road, Calcutta-46
25. The O.I/ ., S.I.S.I. Extension Centre (Footwear), Calcutta-2.
26. The O. I/C., S.I.S.I., Model Carpentry Workshop, Puyali Nagar, P.O. Burn pur, 24 Parganas.
27. Publication Division, Sales Depot, North Block, New Delhi.
28. The Press Officer, Or ssa Sectt. Cuttack.
29. The Registrar of Companies, Andhra Bank Bldg., 6, Linghi Chetty Street, P.B. 1530, Madras.
30. The Registrar of Companies, Assam, Manipur and Tripura, Shillong.
31. The Registrar of Companies, Bihar Journal Road, Patna-1.
32. The Registrar of Companies, 162, Brigade Road, Bangalore.
33. The Registrar of Companies, Everest , 100 Marine Drive, Bombay.
34. The Registrar of Companies, Gujarat State Samachar Bldg., Ahmedabad.
35. The Registrar of Companies, Gwalior (M.P.)
36. The Registrar of Companies, H.NO. 3-5-837, Hyder Guda, Hyderabad.
37. The Registrar of Companies, Kerala, 70, Feet Road, Ernakulam.
38. The Registrar of Companies, M.G. Road, West Cott. Bldg., P.B. 334, Kanpur.
39. The Registrar of Companies, Narayani Bldg. Bracourne Road, Calcutta.
40. The Registrar of Companies, Orissa, Cuttack Chandi, Cuttack.

41. The Registrar of Companies, Pondicherry.
42. Tne Registrar of Companies, Punjab & Himachal Pradesh, Link Road, Jullundur City.
43. The Registrar of Companies, Rajasthan & Ajmer, S. Kumta Prasad, House, Ist Floor, 'C' Scheme, Ashok Marg, Jaipur.
44. The Registrar of Companies, Sunlight Insurance Building, Ajmeri Gate Extension, New Delhi.
45. The Registrar of Trade Unions, Kanpur.
46. Soochna Sahita Depot, (State Book Depot), Lucknow.
47. Supdt. Bhupendra State Press, Patiala.
48. Supdt. Govt. Press & Book Depot, Nagpur.
49. Supdt. Govt. Press Mount Road, Madras.
50. Supdt. Govt. State Stores and Pubs. P.O. Gulzenbagh, Patna.
51. Supdt. Govt. Printing & Stationery Depot, Rajasthan, Jaipur City.
52. Supdt. Govt. Printing and Stationery, Rajkot.
53. Supdt. Govt. Printing and Stationery , Punjab, Chandigarh.
54. Supdt. Govt. State Emporium, V.P. Rewa.
55. Dy. Controller, Printing & Stationery Office, Himachal Pradesh, Simla.
56. Supdt. Printing and Stationery, Allahabad, Uttar Pradesh.
57. Supdt. Printing and Stationery, Madhya Pradesh, Gwalior.
58. Supdt. Printing and Stationery , Charni Road, Bombay.
59. Supdt. State Govt. Press. Bhopal.
60. The Asstt. Director, Publicity & Information, Vidhan Sabha, Bangalore-1.
61. Supdt. Govt. Presss, Trivandrnm.
62. Asstt. Information Officer, Press Information Bureau, Information Centre, Srinagar.
63. Chief Controller of Imports and Exports, Panjim, Goa.
64. Employment Officer, Employment Exchange (Near Bus stop) Sidni (M.P.).
65. The Director, Regional Meteorological centre, Alipur, Calcuna.
66. The Asstt. Director, State Information Centre, Hubli.
67. The Director of Supplies and Disposal Deptt. of Supply , 10, Mount Road, Madras-2.
68. Director General of Supplies and Disposals, N.I.C. Bldg., New Delhi.
69. The Controller of Imports and Exports, Rajkot.
70. The Inspector , Dock Safety , M/I&E Madras Habour, Madras-1.
71. The Inspecting Asstt. Commissioner of Income Tax, Kerala, Ernakulam.
72. The Under Secretary, Rajya Sabha Sectt., Parliament House, New Delhi.
73. Controller of Imports & Exports, 7, Portland Park, Visakhapatnam.
74. The Senior Inspector, Dock Safety, Botwwalla Chambers, Sir, P.M. Road, Bombay.
75. Controller of Imports, & Exports, I.B. 14-P, Pondicherry.
76. Dy. Director Incharge, S.I.S.I., Sahakar Bhawan, Trikon Bagich, Rajkot.
77. The Publicity and Liaision Officer, Forest Research Institute & Colleges, Near Forest, P.O. Dehradun.
78. The Asstt. Controller of Imports and Exports, Govt. of India, Ministry of Commerce, New Kandla.
79. The Dy. Director General (S.D.) 6, Explanade East, Calcutta.
80. The Director , Govt. of India, S.I.S.I. Ministry of I&S Industrial Areas-B, Ludhiana.
81. The Govt. Epigraphist for India.
82. The Asstt. Director, Incharge, S.I.S.I. Extension Centre, Varanasi.
83. The Director of Supplies, Swarup Nagar, Kanpur.
84. The Asstt. Director (Admn.) Office of the Dte. of Supplies & Disposal , Bombay.

85. The Chief Controller of Imports & Exports, Ministry of International Trade, Madras.
86. The Dy. Controller of Customs, Custom House, Visakhapatnam.
87. The Principal Officer, Marantile Marine Department, Calcutta.
88. The Director , S.I.S.I. Karan Nagar, Srinagar.
89. The Director, I/C, S.I.S. ., 107, Industrial Estate, Kanpur.
90. The Director of Inspection , New Marine Lines, Bombay-1.
91. The Dy. Chief Controller of Imports & Exports, T.D. Road, Ernakulam.
92. The Asstt. Director, Govt. Stationery & Book Depot, Aurangabad.
93. The Asstt. Director I/C S. .S. . Club Road, Hubli.
94. The Employment Officer, Talcher.
95. The Director of Inspection , Dte. C&S, Dispoal, 1, Ganesh Chandra Avenue, Calcutta.
96. The Controller of Customs, New Custom House, Bombay.
97. The Controller of Imports & Exports, Bangalore.
98. The Admn. Officer, Tariff Commissioner, 101, Queen's Road, Bombay.
99. The Commissioner of Income Tax, Patiala.
100. The Director , Ministry of I & Supply, (Deptt. of Industry), Cuttack.
101. The Dy. Director of Public Relations State Information Centre, Patna.
102. The Officer-in-Charge, State Information Centre, Madras.
103. The Asstt. Director, S.I.S.I.M.I. Road, Jaipur.
104. The Controller of Customs, Madras.
105. National Building Org., Narman Bhavan, New Delhi.
106. The Controller of Communication, Bombay Region, Bombay.
107. The Karnatak University, Dharwar.
108. The Sardar Patel University, Vallabha Vidyanagar.

The Principal Publications Officer sending commission for Scientific & Tech., Terminology, UGC, Building, New Delhi.
The Officer-in-Charge, Information Centre, Swai Ram Singh Road, Jaipur.
The Director General of Civil Aviation, New Delhi.
Controller of Aerodrumes, Delhi.
Controller of Aerodrumes, Calcutta.
Controller of Aerodrumes, Bombay.
Controller of Aerodrumes, Madras.
The Registrar, Punjab Agrl. University, Ludhiana.
The Land & Development Officer, M. of Health Family Planning W.H.—U.D., Nirman Bhavan, New Delhi.
Acting Secretary, Official Language (Leg.)Commission, Ministry of Law, Bhagwan Das Road, New Delhi

LIST OF CENSUS OFFICES.

1. The Registrar General, India, 2/A, Mansingh Road, New Delhi-11.
2. The Director of Census Operations, Andhra Pradesh, Khusro Manzil, Hydrabad-4.
3. The Director of Census Operations, Assam, Bomfyle Road, Shillong-1.
4. The Director of Census Operations, Bihar, Boring Canal Road, Patna.
5. The Director of Census Operations, Gujarat, Ellis Bridge, Ahmedabad-6.
6. The Diretor of Census Operation, Haryana, Kothi No. 1, Sector IC-A, Chandigarh
7. The Director of Census Operations, Himachal Pradesh, Boswel, Simla-5.
8. The Director of Census Operations, Jammu & Kashmir, 19 Karan Nagar, Srinagar.
9. The Director of Census Operations, Kerala, Kowdiar Avenue Road, Trivandrum-3.
10. The Director of Census Operations, Madhya Pradesh, Civil Lines, Bhopal-2(M.P.).
11. The Director of Census Operations, Maharashtra, Sprott Road, Bombay-1(BR).
12. The Director of Census Operations, Manipur, Impal.
13. The Director of Census Operations, Maghalaya, Nongrim Hills, Shillong-3.
14. The Director of Census Operations, Mysore, Basappa Cross Road, Shanti Nagar, Bangalore-1.
15. The Director of Census Operations, Nagaland, Kohima.
16. The Director of Census Operations, Orissa, Chandni Chowk, Cuttack-1.
17. The Director of Census Operations, Punjab, No. 72, Sector-5, Chandigarh.
18. The Director of Census Operations, Rajasthan, Rambag Palace, Jaipur.
19. The Director of Census Operations, Tamil Nadu, 10, Poes Garden, Madras-86.
20. The Director of Census Operations, Tripura, Durga Bari West Compound, Agartala.
21. The Director of Census Operations, Uttar Pradesh, 6-Park Road, Lucknow.
22. The Director of Census Operations, West Bengal, 20 British Indian Street, Calcutta-1.
23. The Director of Census Operations, Andaman and Nicobar Island, Port Blair.
24. The Director of Census Operations, Arunachal Pradesh, Laitumkrah, Shillong-3.
25. Chandigarh, Kothi No. 1012, Sector, 8-C, Chandigarh.
26. The Director of Census Operations, Dadra and Nagar Haveli, Panjim.
27. The Director of Census Operations, Delhi 2, Under Hill Rd., Delhi-6.
28. The Director of Census Operations, Goa, Daman & Diu, Dr. A. Bos Road, Panaji.
29. The Director of Census Operations, L.M.&A. Islands, Kavaratti.
30. The Director of Census Operations, Pondicherry, Madras.

GIPN—S1—1 Cen. Arun./72—22-2-73—500.