CENSUS OF INDIA 1961

VOLUME XXV

PONDICHERRY STATE

PART II-A & B

GENERAL POPULATION TABLES

&

GENERAL ECONOMIC TABLES

P. K. NAMBIAR

OF THE INDIAN ADMINISTRATIVE SERVICE

SUPERINTENDENT OF CENSUS OPERATIONS, MADRAS & PONDICHERRY

1964

PRICE:
Rs. 7-35 or 17sh. 2d. or $ 2-65

Printed by The K. M. S. Press, Madras—17.

THE UNION TERRITORY OF
PONDICHERRY

MAP OF SOUTHERN INDIA

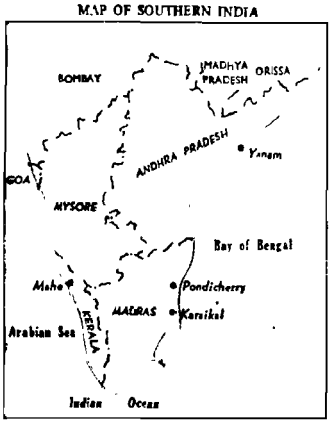

PONDICHERRY
Scale 1 : 320,000

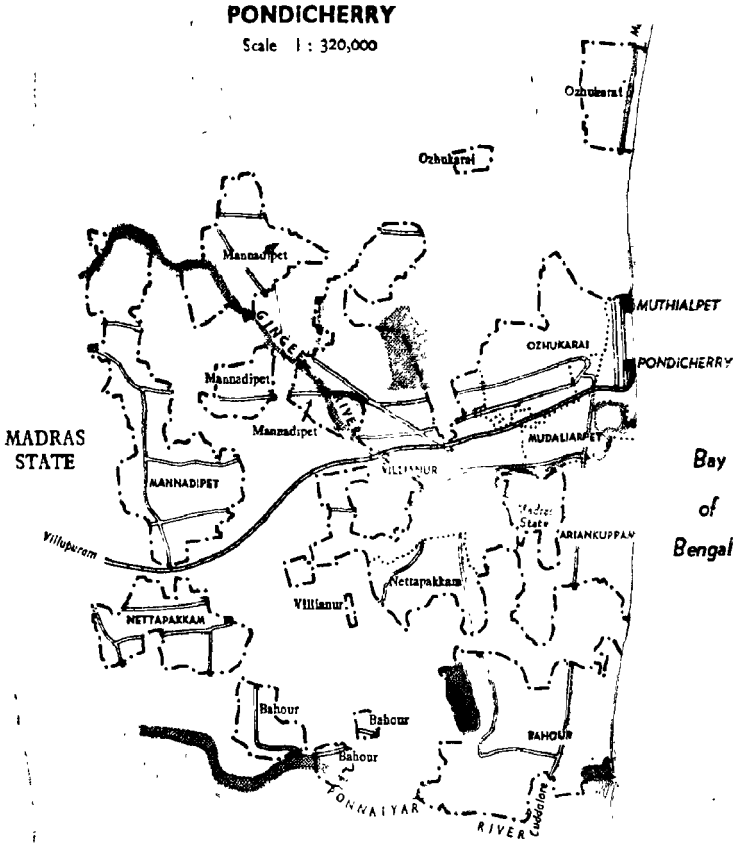

YANAM
Scale 1 : 240,000

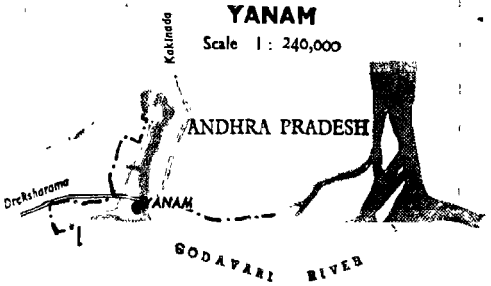

KARAIKAL
Scale 1 : 320,000

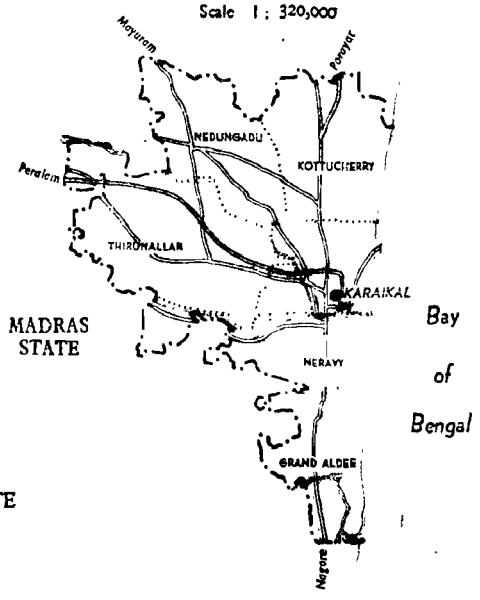

MAHE
Scale 1 : 160,000

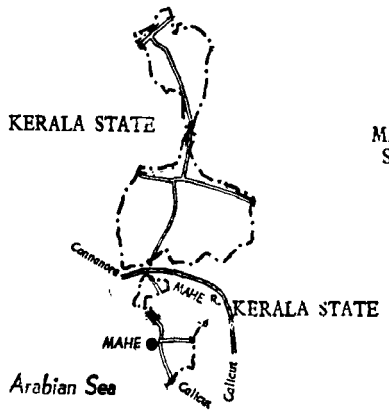

REFERENCE

- State Boundary
- Commune Boundary
- Railway Line
- Road
- River
- Urban Towns

CENSUS OF INDIA 1961

Census Report—Vol. XXV will relate to Pondicherry State.

Under this series will be issued the following Publications:

Part I	...	General Report on Census
Part II-*A	...	General Population Tables
*B	...	General Economic Tables
C	...	Cultural Tables
D	...	Migration Tables
Part III A	...	Household Economic Tables
B	...	Housing and Establishment Tables
C	...	Scheduled Caste Tables
Part IV	...	Village Survey Monographs (Five numbers in five volumes)
Part V	...	Crafts and Artisans of Pondicherry State
Part VI	...	Fairs and Festivals
Part †VII	...	Administration Report (For Official use only)
Part VIII	...	District Census Handbook

† already published

* present volume

PUBLISHED BY THE MANAGER OF PUBLICATIONS, DELHI-8.

It is my duty to acknowledge the able assistance given by the following members of my staff at Madras and Pondicherry in publishing this volume:—

1. Sri. A. M. Joseph, Manager, Pondicherry.
2. Sri. M. K. S. Mani, Tabulation Officer, Madras.
3. Sri. M. Panchapakesan, Tabulation Officer, Madras.
4. Sri. G. Britto, Tabulation Officer, Pondicherry.
5. Sri. A. S. Ramamurthy, Research Assistant, Pondicherry.
6. Smt. B. Jayalakshmi, Upper Division Clerk, Madras.
7. Sri. T. Passcaramourthy, Lower Division Clerk, Pondicherry.

I also place on record the good work done by K. M. S. Press in completing the printing of this volume in record time.

CONTENTS

			PAGES
PREFACE			i
	SECTION I		
	Part II—A: General Population Tables		
Preliminary Note		...	1—26
TABLE A—I	**Area, Houses and Population**		
Fly Leaves I to XI		...	28—40
Union Table A—I		...	41
State Table A—I		...	42
Appendices I to III		...	43—45
TABLE A—II	**Variation in Population during 60 years**		
Fly Leaves I to VII		...	49—55
Table A—II		...	56
Appendix		...	57
TABLE A—III	***Villages classified by Population***		
Fly Leaves I to V		...	61—65
Union Table A—III		...	66—67
State Table A—III		...	68—69
TABLE A—IV	**Towns and Town-groups classified by population in 1961 with variation since 1901**		
Fly Leaves I to VIII		...	73—80
Table A—IV		...	81
Appendix		...	82
	Primary Census Abstract		
Fly Leaves I to IX		...	85—97
Union Primary Census Abstract		...	98—101
	SECTION II		
	PART II-B: General Economic Tables		
Preliminary Note		...	105—107
Appendix I		...	109—117
Appendix II			118
TABLE B—I	**Workers and Non-workers classified by sex and broad age-groups**		
Fly Leaf		...	121—122
Table B—I		...	124—131
TABLE B—II	**Workers and Non-workers in Cities, Town—groups and Towns arranged territorially classified by sex and broad age—groups**		
Fly Leaf		...	135
Table B—II		...	136—142
TABLE B—III-Parts A and B	**Industrial classification of Workers and Non-workers by educational levels**		
Fly Leaf		...	145
TABLE B—III-Part A	**Industrial classification of Workers and Non-workers by educational levels in *urban areas only***	...	146—157
TABLE B—III-Part B	**Industrial classification of workers and Non-workers by educational levels in *rural areas only***	...	158—161

Table B-IV—Parts A, B & C	**Industrial Classification of persons at work other than Cultivation by Sex and Class of Worker**		
Fly Leaf		...	165
Appendix		...	166—182
TABLE B—IV-Part A	**Industrial classification by sex and class of worker of persons at work at Household Industry**	...	183—190
TABLE B—IV-Part B	**Industrial classification by sex and class of worker of persons at work in Non-household industry, trade, business, profession or service**	...	191—205
TABLE B—IV-Part C	**Industrial classification by sex and Divisions, Major groups and Minor groups of persons at work other than cultivation**		206—236
Appendix to Table B—IV-Part C		...	237—254
TABLE B—V	**Occupational classification by sex of persons at work other than cultivation**	...	
Fly Leaf		...	257
Appendix		...	258—269
Table B—V		...	270—370
Appendix to Table B—V		...	371—412
TABLE B—VI	**Occupational Divisions of persons at work other than cultivation classified by sex, broad age-groups and educational levels in urban areas only**		
Fly Leaf		...	415
Table B—VI		...	416—447
Table B—VII—Parts A & B			
Fly Leaf		...	451
TABLE B—VII—Part A	**Persons working principally (i) as Cultivators (ii) as Agricultural labourers or (iii) at Household Industry classified by sex and by secondary work (i) at Household Industry (ii) as Cultivator or (iii) as Agricultural labourer**	...	452—455
Appendix to Table B—VII—Part A		...	456
TABLE B—VII—Part B	**Industrial classification by sex of persons working in Non-household industry, trade, business, profession or service who are also engaged in Household Industry**	...	457—465
Appendix to Table B—VII-Part B		...	466—468
TABLE B—VIII—Parts A & B			
Fly Leaf		...	471
TABLE B—VIII—Part A	**Persons unemployed aged 15 and above classified by sex, broad age-groups and educational levels in *urban areas only***	...	472—483
TABLE B—VIII—Part B	**Persons unemployed aged 15 and above classified by sex and educational levels in *rural areas only***	...	484
TABLE B—IX	**Persons not at work classified by sex, broad age-groups and type of activity.**		
Fly Leaf		...	487
Table B—IX			488—495
	MAP		
Administrative Divisions			Frontispiece

PREFACE

In this volume, I present A—Series (General Population Tables) and B—Series (General Economic Tables) of Pondicherry Union Territory. I have also added brief commentary notes in the form of Fly leaf to each Table which will help the reader in understanding the content of the Tables. In a preliminary note, I have also explained how the Census of 1961 was conducted in Pondicherry Union Territory.

A detailed discussion on these Tables will be found in my General Report on Pondicherry.

P. K. NAMBIAR

PART II A

PRELIMINARY NOTE

General

The first Census of Pondicherry State was taken in February-March 1961 and coincided with the tenth decennial Indian Census. Reference date for the Census was the sunrise of the 1st March, 1961. The count of the population of the French settlements was made previously, except in 1941, by the then French Administration in which the total population was always estimated. The last count was made by them in 1948. In 1961 a comprehensive Census was organised in Pondicherry as part of All-India Census.

The State of Pondicherry as it is constituted today, consists of 4 French settlements of Pondicherry, Karikal, Mahe and Yanam. On the 4th February, 1670, the French traders established their first depot at Masulipatam. In 1673 they landed in Pondicherry. With this began the establishment of the French regime in the sub-continent of India which after a series of swings of fortune culminated in the Treaty of Paris 1815 according to which 5 pockets of territories, namely, Pondicherry, Karikal, Mahe, Yanam and Chandernagore and 10 loges were earmarked as territories for the French Administration by the British.

It is not my purpose in this volume to trace the history of the French in India which will be done in my General report. In 1947, the British domination of India ceased which heralded the disappearance of French hegemony in India. Chandernagore, a small area in West Bengal was merged de facto with the Indian Union in 1948 after a referendum in that year and de jure in 1952 with a status of a district in West Bengal. Again the loges were handed over by the French in 1947 to the Indian Government at Masulipatam. The merger of the other areas was a more difficult process, but the de facto transfer of Pondicherry, Karikal, Mahe and Yanam was made on 1st November, 1954. A treaty of cession covering the settlements was signed on 28th May, 1956. The Government of India ratified the treaty soon after it was signed. The Government of France ratified it only on 27th July, 1962. The instruments of ratification were exchanged between the Indian and French Governments on 16th August 1962. The Pondicherry Administration Ordinance 1962 was promulgated on 6th November, 1962, which was later replaced by the Pondicherry Administration Act, 1962, with effect from 1st July, 1963. Pondicherry State became the Union Territory and a popular Government was established in this State on 1st July, 1963.

The Pondicherry State consists of 4 small pockets isolated from one another. Their total area is 180.9 sq. miles and is divided into 16 communes, eight in Pondicherry, six in Karikal, one in Mahe and one in Yanam. There are 388 villages in the State. Pondicherry Town is the capital of the State. When the Census enumeration of 1961 took place, Pondicherry was not legally a part of India. It was de facto administered by the External Affairs Ministry of the Government of India under the Foreign Jurisdiction Act. Of these settlements, Pondicherry and Karikal are situated on the Coromandel coast and form enclaves in the Madras State. Pondicherry is bounded by the Bay of Bengal on the east and on other three sides by South Arcot District of the Madras State. It does not form a contiguous

area and is interspersed in small bits within South Arcot District. It has an area of 112 sq. miles. Karikal, lying further south to Pondicherry on the east coast is bounded on the North, South and West by Thanjavur District of the Madras State and by the Bay of Bengal on the east. It has an area of 57.6 sq miles. Mahe with an area of 3.2 sq. miles is located on the Malabar coast. It consists of two pockets, one bounded on the west by the Arabian Sea and on the other sides by Kozhikode District of Kerala State and the other is enclaved within Cannanore District of the Kerala State. The settlement of Yanam is situated in the East Godavari District of Andhra Pradesh and at a distance of 5 miles from the Bay of Bengal. It lies to the North-east of Pondicherry. It is a narrow stretch of land limited in the South by the river Godavari and on the North and East by the branches of the same river. It consists of Yanam town and 6 villages, out of which two are islands in the River Godavari and has an area of 6.7 sq. miles. From the above discussion, it will be seen that the Pondicherry State with the exception of 9.9 sq. miles lies exclusively within Madras State. Again out of the population of 3,69,079, only 26,517 persons live in areas outside Madras State.

But it cannot be denied that Pondicherry State, in spite of its smallness of area and population, has an individuality of its own. It represents interaction of Indian and French cultures and has a tradition as long as that of the British in India. Further the settlements of Mahe and Yanam represent the culture of Kerala and Andhra Pradesh. The four settlements have been bound together by a common Administration from Pondicherry till recently run by the French people and now transferred to India. It is not for a demographer to speculate on the future set up of Pondicherry State, but it is definitely of interest to the future demographer to know something of the Pondicherry State as it is today with data on various aspects of its life and economy. The scope of this volume is only to present the statistical data relating to Pondicherry State as it is constituted today with such explanatory notes as will facilitate a proper appreciation of the data presented by us.

In this Census, 3 main documents were filled in. Household schedule-cum-Census population Record, House-list and Individual slip. Houselisting formed the first stage which was conducted in September, 1960. In the second stage, the individual slips and population records were filled in. The following programme was followed for Census operations in this State:

CENSUS CALENDAR

Formation of Census divisions, Circles, Blocks . .	10—9—1960
Training for House-numbering and Houselisting staff .	15—9—1960 to 23—9—1960
House-numbering	26—9—1960 to 30—9—1960
Houselisting to be completed on . . .	15—10—1960
Training for actual enumeration . . .	January & February, 1961
Conduct of Sample Census . . .	30—1—1961
Enumeration proper	10—2—61 to 28—2—61

Enumeration of houseless persons	10.00 P.M. on 28—2—1961 to 6.00 A.M. on 1—3—61
Revisional round	1—3—61 to 5—3—1961
Reporting of provisional Totals	10—3—1961

Census Hierarchy

The machinery employed for the Census count were the employees of the State and local bodies. No non-official was employed. The strength of the field staff is given below:

CENSUS FIELD STAFF

Superintendent of Census Operations

I

Assistant Superintendent of Census Operations

I

AREA CENSUS OFFICERS

Pondicherry	Karikal	Mahe	Yanam
Charge Superintendents	Charge Superintendents	Charge Superintendents	Charge Superintendents
I II	I II	I	I & II
Supervisors	Supervisors	Supervisors	Supervisors
36 22	9 9	3	2
Enumerators	Enumerators	Enumerators	Enumerators
185 116	60 51	16	10

For this purpose, the State was divided into 6 charges two in Pondicherry, two in Karikal, one in Mahe and one in Yanam. The pattern followed by the French Administration differed substantially from that of the Indian Census. The organisation of 1961 Census, therefore, involved the building up of a new tradition and practice in Pondicherry. The Census was thus organised more on the lines followed in the neighbouring State of Madras.

Location Code

The first step was to have a location code for all units in the State. The communes of the State were divided into 4 districts (Areas). A number was assigned to each district (Area) which formed the first number of the location code. Pondicherry was given No. 1, Karikal No. 2, Mahe No. 3 and Yanam No. 4. Communes formed the second number of the location code. Town or village formed the third number. Thus a three element location code was used by the Census Organisation to specify and locate each unit within the State.

Housenumbering

It was necessary to give a proper number to each house within the State. The procedure adopted in the State of Madras, the details of which will be found in the Madras Election Manual, was followed in numbering the house for the General Elections conducted in Pondicherry State in 1955 and 1959. The presumption made was that all houses that existed in 1959 have been numbered. Instructions were, therefore, issued by the Superintendent of Census Operations for rectifying whatever defects existed in the house-numbering system and bringing house-numbering up-to-date. The principle adopted was that every building has a number usually the Municipal number. For Census purpose, it was treated as the number of the building. One building might contain one or more structures with separate main entrance in each of which separate families or group of persons may live. They were called Census houses and were given sub-numbers, for instance, 24/1, 24/2. This number was painted on the door or wall of that Census house. Again, the Census house might contain two or three families or two or three groups of persons living separately without any verandah, hall or court-yard separating the families. Each of these families was treated as a Census household, a separate number was painted on the door of the room or part of the house which was occupied by the household. They were numbered as 15a, 15b, 15c. Again, a building might have two Census houses and each census house, three house-holds and the number of each household would be 25/1a, 25/1b and so on. This house-numbering was completed by 1—10—1960. Then followed the first stage of Census enumeration called house-listing.

Urban-Rural Classification

For the first time, the units covered by the location code were classified as urban and rural. For this purpose, the principles laid down by the Registrar General, India were followed. These stipulated that a urban area should have a population of 5000 and that over 75% of the male population should depend on the non-agricultural resources for their livelihood and the density of the population should be over 1000 per square mile. The Headquarters of the Administrators were also treated as urban. The areas classified as towns in this State are Pondicherry town and Muthialpet within the Pondicherry Commune, Karikal town within the Karikal Commune, Mahe town within Mahe commune and Yanam settlement.

Census Divisions

The Census divisions were formed on the basis of Communes. There are 8 communes in Pondicherry, 6 in Karikal, one each in Mahe and Yanam areas. The Communes represent sub-divisions of each settlement consisting of 30 to 60 villages or hamlets with a population of 25,000. Each Commune has elected representatives called Municipal Councillors and the chairman of the Municipal council is called the Mayor. The Mayor is in fact the representative of the people as well as the Government. These Communes can perhaps be equated to small taluks in the Indian Union as far as their role in administration is concerned.

Blocks and Circles

In order to ensure that there was a complete coverage in the population, it was necessary to divide the State into viable units called blocks. Each block constituted 750 persons in rural areas and 600 persons in urban. It was left to the discre-

tion of the Charge Officer to delimit the block with definite geographical limits. The following statement will indicate the number of Charge Superintendents, Supervisors and enumerators employed in 1961:

Charge Superintendents .	7
Supervisors . .	101
Enumerators . .	502

A number of blocks varying from 4 to 6 were grouped together to form a circle. A number of circles constituted a Charge. The responsibility for taking the enumeration was entrusted to the Revenue Department. The Charge Superintendents were chosen from senior revenue officials. The enumerators and Supervisors were chosen from different departments. The following statement will indicate the distrition of the staff actually employed in the enumeration in 1961.

ENUMERATION PERSONNEL

Department	Charge Superintendents	Supervisors	Enumerators
Municipalities	..	4	50
Revenue	6	35	158
Education	1	55	259
Judicial	..	..	3
Public Works Dept.	..	..	10
Electricity	..	..	8
Agriculture	..	2	2
Animal Husbandry	..	..	1
Co-operation	..	..	1
Harijan Welfare	..	..	1
Fisheries	..	1	..
Administrator's Secretariat	..	..	1
Community Development	..	4	8
Total	7	101	502

Enumeration

The Census enumeration was spread over for a period of 19 days from the 10th February, 1961 to 28th February, 1961, both days inclusive. It was followed by an overcheck for 5 days from 1st March to 5th March, 1961. The houseless population was enumerated on the night of 28th February, 1961, and was completed before the daybreak of the 1st March, 1961. Provisional figures were consolidated and telegraphed to the Registrar General, India, on 11-3-1961.

In the enumeration schedule were recorded the details of each individual living in the country. There are 24 questions grouped into 13 main questions for which answers were recorded. The form of the enumeration schedule is given below:

CONFIDENTIAL CENSUS 1961

Location Code _____

1 (a) Name _____

1 (b) Relationship to Head _____ 2 Age last birthday [ ]

3 Marital Status _____ 4 (a) Birth-place _____

4 (b) Born R/U ◯ 4(c) Duration of residence if born elsewhere [ ]

5 (a) Nationality _____ 5 (b) Religion _____

5 (c) S. C./S. T. _____ 6 Literacy & Education _____

7 (a) Mother tongue _____ 7 (b) Any other language (s) _____

8 Working as Cultivator _____ 9 Working as Agricultural labourer _____

10 Working at Household Industry
(a) Nature of work _____
(b) Nature of Household Industry _____
(c) If Employee △

11 Doing Work Other than 8, 9 or 10
(a) Nature of Work _____
(b) Nature of industry, Profession, Trade or Service _____
(c) Class of Worker ▽
(d) Name of Establishment _____

12 Activity if Not Working ▱

13 Sex

CONFIDENTIEL RECENSEMENT 1961

Numero du Code

1 (a) NOM _____

2 (b) Lien de parenté avec le chef

2 Age au dernier anniversaire de naissance

3 Etat civil _____ 4 (a) Lieu de naissance _____

4 (b) Né R/U

4 (c) Durée de résidence si né ailleurs

5 (a) Nationalité _____ 5 (b) Religion _____

5 (c) S. C. / S. T. _____ 6 Instruction _____

7 (a) Langue maternelle _____ 7 (b) autres langues (s) _____

8 Cultivateur _____ 9 Ouvrier agricole _____

10 Industrie à domicile

(a) Nature du travail _____

(b) Nature de l'Industrie à domicile _____ Employé dans une industrie à domicile

11 Profession autre que 8, 9 et 10

(a) Nature du travail _____

Nature de l'industrie

(b) profession, commerce, ou service _____

(c) catégorie de travailleur

(d) Nom de l'établissement _____

12 Activité, si la personne ne travaille pas

13 Sexe

Brief instructions for filling up the enumeration schedule are given below:

Enumerate all persons normally resident in the household even though some may be absent at the time of your visit provided they left the household on or after 10th February, 1961, and in case they left earlier are likely to return before the sunrise of 1st March, 1961. Enumerate visitors if any, after enquiring that they have not been enumerated elsewhere. Fill up one slip for each individual. Before leaving a household to enumerate the next one, make sure that all persons that are to be enumerated have been enumerated. Then fill up the Census Population

Record on the back of the Household Schedule and verify whether the total of persons enumerated agrees with the total number of slips used in a particular household. The resident population in the household will be enumerated during the period 10th February, 1961 to 28th February, 1961 (both days inclusive) Revisiting of the household enumerated earlier will be done during 1st to 5th March, 1961 when every birth that took place since the last visit but before the sunrise of 1st March would be enumerated. For any death that might have taken place during the last visit and the sunrise of 1st March, 1961, the slip should be cancelled by drawing a bold line diagonally across the slip and write «death» along the line. Any visitor who might have arrived since your visit should also be enumerated taking care to see that the visitor has not been enumerated elsewhere.

First enumerate the head of the household followed by other members of the household in the most convenient order, namely, head, his wife, sons, daughters, other relatives, visitors, servants.

Location Code: Write the location code numbers of the Area/Commune/Village or town supplied by your Supervisor in between diagonal strokes as well as the household number which you are enumerating.

1. (a) Name: Write the name of the person enumerated. For new-born babies not yet given a name write 'Baby' and write 'father's or mother's name.

1. (b) Relationship to head: In the case of the head of the household write 'Head'. In all other cases, write the relationship in full. The relationship should be clear and detailed as possible. Terms like Cousin, Uncle, Aunt, nephew, niece, should be avoided. Father, mother, son, daughter, brother, sister, grand-son, grand-daughrer, father's brother, mother's brother, father's sister, mother's sister, father's sister's son or daughter, mother's brother's son or daughter and so on will have to be used.

2. *Age last birthday*: Write the age in years completed last birthday. For infants below one year, write '0'. For persons for whom you are not able to elicit the correct age directly, you should stimulate their memory by referring to some events, etc. In the case of persons who do not know their age and whose age cannot be ascertained by means of reference to other members of the family or other local events, you may enter the approximate age and if still doubtful leave the space blank. The Supervisor might be able to help later in ascertaining the correct age.

3. Marital Status: Write 'NM' for a person who has never been married, 'M' for a person married, 'W' for widows and widowers and 'S' for separated persons and divorced persons.

4. (a) Birth place: For Census purposes, the four areas of Pondicherry State are treated as four districts. Write 'PL' for persons born at the place of enumeration. Write 'D' for persons born in another place in the district of enumeration. Write the name of the district if born in another district in the State. For persons born in another State, write the name of the district and State. For persons born in another country write the name of the Country.

4. (b) Born R/U: Write 'R' if born in a village and 'U' for persons born in a place considered now as town within the Circle. In Pondicherry State, the following places, viz. Pondicherry, Muthialpet, Karikal, Mahe and Yanam have been declared as towns and for persons born in any of these places 'U' should be written.

4. (c) *Duration of Residence*: This question relates to migrants (i. e.) for persons born in places outside the village or town in which they are enumerated. Write 'X' in case of persons born at the same place of enumeration. Write 'O' in case residence is less than one year. In respect of others, write the completed number of years since coming to the place of enumeration. The answers should be written within the rectangle.

5. (a) *Nationality:* In Pondicherry State, the Constitution of India has not been extended as the de jure treaty between India and France has not yet been ratified. Constitutionally, therefore, the nationality of the persons who were French nationals at the time of the de facto transfer remains. According to the Treaty of 1958, the persons belonging to this State (i. e.) French nationals can, if they desire, opt, within six months from the date of ratification, for French Nationality. Those who do not do so will, after six months, automatically become Indian Nationals. In these circumstances, the enumerators and Supervisors can easily locate the nationality by means of simple queries. In case of doubt between French and Indian Nationality, the choice may be left to the person concerned and the answer returned by him as to his intention to embrace French or Indian Nationality should be recorded. There is no nationality as 'French Indian' and this term should not be permitted. For Indians, write 'I'. For all others write the nationality in full.

5. (b) *Religion:* Write 'H' for Hindus, 'M' for Muslims, 'C' for Christians, 'S' for Sikhs, 'J' for Jains, 'B' for Buddhists. For others, write in full the name of the religion to which they belong.

5. (c) *Scheduled Caste/Scheduled Tribe*: This question will apply only to persons belonging to Scheduled Castes/Scheduled Tribes. No caste or tribe has been scheduled for this State under the President's Order. The schedules obtaining for Madras, Kerala and Andhra Pradesh have been applied for the areas which are close to those States respectively. A list of such Scheduled Castes/Scheduled Tribes has been supplied to you. Write the name of the Scheduled Caste, Scheduled Tribe as reported if the person belongs to any of the castes mentioned in the list supplied to you. Scheduled Castes will be found only in the Hindu and Sikh religions. If a person enumerated describes himself by a generic or synonymous name of a caste or tribe, write in addition the relevant name of the caste or tribe as per the list within brackets.

6. *Literacy and Education*: For a person who can neither read nor write or can merely read, write 'O'. Write 'L' for a person who can both read and write (literate). The test for literacy is satisfied if the person can with understanding both read and write a simple letter. In the case of persons who have passed a written examination write the highest examination passed.

7. *Mother tongue*: Mother tongue is the language spoken since early childhood. The mother tongue of the persons residing in this State will be broadly one of the following: Tamil, Telugu, Malayalam, French, Hindi, Hindustani, Urdu, Bengali, Marathi, Gujerati, Tonkinoise, Vietnameese, Sinhalese, Laotien, Cambodgienne. Write in full the name of the language including dialects returned by the person enumerated to be his mother tongue. In the case of infants or deaf mutes write the language spoken by the mother as the mother tongue of the infant or deaf-mute.

7. (b) Any other language (s): If a person knows any other language(s) — Indian or Foreign (other than his mother tongue) write the language which he speaks and understands best and can use with facility in communicating with others. Not more than two languages can be recorded against this question. These languages should not include dialects of the same language. If a person does not know any other language except his mother tongue write 'X'.

8 to 11.—Working: Questions 8 to 11 apply only to workers—Cultivator, Agricultural Labourer, Workers at Household Industry or any other worker. A person may be engaged in more than one work. A person who is both a cultivator and working at household industry should be entered both in Questions 8 and 10. A person may be working in any possible combination of 8, 9, 10 and 11 in which case he will be entered in appropriate places.

Under-trial prisoners and persons who are temporarily staying in hospitals should be treated as workers and the work they were doing before coming into the jail or hospital should be entered. For convicts and permanent inmates of asylums, the work done by them before should not be recorded here.

Work includes not only actual work but effective supervision and direction of work. Apprentices, paid or unpaid, should be treated as workers. An adult woman doing only household duties but no other productive work to augment the family's resources should not be treated as working. Beggars, pensioners, agricultural or non-agricultural royalty, rent or dividend receivers should not be treated as working. Social service workers or a political worker engaged in public or social service activity or in furthering the political aims of his party will be regarded as worker and entered in Question 11.

8. Working as Cultivator: For a person working as cultivator write 'C'. For non-cultivators write 'X'. A person working as employer, single worker or family worker in cultivation, direction or supervision of land (owned or held) will be treated as working as Cultivator. Persons engaged in cultivation, supervision or direction of cultivation of orchards, groves and plantations will not come under this question.

9. Working as Agricultural Labourer: Write A. L. for a person working as agricultural labourer. Write 'X' for others. Agricultural labourer does not hold any right or contract or lease on land on which he works.

10. (a), (b) & (c): Household Industry: See the description of the household industry and the instructions regarding the fulfilment of the conditions of a household industry given in the "Household Schedule". Write the nature of the work done by a person in the household industry — name of industry in detail with the names of articles produced or processed or repaired or serviced against Question 10 (b). If the person is not engaged in household industry, write 'X' in both the questions — Questions 10 (a) and (b).

10 (c) If the employee in household industry: The question will be filled in only for a person who is working as a paid employee in another person's household industry. Write in such cases 'EE'. For all others write 'X'.

11. Doing work other than 8, 9 or 10: This question will not apply to person working only as cultivator or as agricultural labourer or at any household industry. If a person is doing any work in addition to the three items mentioned above or if he is not working in any of the categories — cultivator, agricultural labourer or household industry, the details of the work he is doing will be recorded here. If a person is engaged in more than one work, that work for which he devotes more time will be recorded.

11. (a) Nature of work: Write the actual work done by the person concerned. If the person is not working, put 'X'.

11 (b) Nature of industry, profession, trade or service: Write here in detail the nature of industry, business, trade, profession or service in which the person works. The nature of industry should describe the articles produced or serviced or repaired. In the case of business or trade, the principal article of trade should be described. In the case of service, the nature of service to which the person belongs should be described. Write "Service of Central Government" for persons engaged in Defence Services. Put "X" in the case of persons for whom "X" is put against Question 11 (a).

11. (c) Class of worker: Write 'MR' for employer, 'EE' for employee, 'SW' for single worker and 'FW' for family worker. For all those persons for whom 'X' is put in Question 11 (a) and 11 (b) put 'X' against this question also.

11. (d) Name of Establishment: Describe in detail the nature of the factory, workshop, business house, company, shop.

After having collected the answers to questions 8 to 11 if a person is found to have more than one productive activity, he should be asked which one of them is his principal work. Put a ring round the number of question 8, 9. 10, 11 to indicate his answer. If two items of work are recorded and one has been shown as principal work by circling the question number against which the principal work is recorded, the other work recorded in any of the other questions 8 to 11 should be treated as his secondary occupation. It should be indicated by a tick mark on the right hand side of the question number. But if more than two productive activities are recorded, the work which is next in importance to his principal work should be ascertained and a tick mark placed against it and the third one underlined.

12. Activity if not working: This question will apply to a person not working. Write 'X' against this question for whom details of work have been recorded in any of the questions 8—11.

1. Write 'ST' for a full time student.
2. Write 'HW' for a person engaged in unpaid household duties.
3. Write 'D' for any dependent (including an infant or child not attending school or a person permanently disabled from doing any work because of illness or old age).
4. Write 'R' for retired persons not employed again, receivers of rent, receivers of agricultural or non-agricultural royalty or dividend and persons in receipt of income from sources at which he does not work.

5. Write 'B' for a beggar, vagrant or independent women without indication of source of income and others of unspecified source of existence.

6. Write 'I' for convicts, inmates of penal, mental, charitable institutions.

7. Write 'NE' for persons not employed before and seeking employment for the first time.

8. Write 'UN' for persons employed previously but now out of employment and seeking one.

If a person who does not work cannot be readily classified in any of the categories, put him in category 5 and write 'B'. A person who has been appointed but not yet joined should be shown under category 3 above.

13. Sex: Write 'M' for males including eunuchs and hermaphrodites. Write 'F for females.

HOUSEHOLD SCHEDULE

Information about Household Cultivation and Household Industry will be recorded in the Household Schedule. The Household Schedule should be filled in immediately after the individuals of a household are enumerated during the period 10th February, to 28th February, 1961 and before the enumerator leaves the household for visiting the next household. There are 3 sub-parts in the Household schedule. Sub-Part A relating to cultivation, sub-part B relating to Household Industry and sub-part C relating to workers at cultivation or household industry or both.

The form of the Household Schedule is given below:

CONFIDENTIAL

CENSUS OF INDIA 1961

[To be filled up during Enumeration]

Is this an institution?

Part I — Household Schedule

LOCATION CODE: _____

Full Name of Head of Household _____

S. C. / S. T.

A. Cultivation	Local name of right on land	Area in acres
1. Land under cultivation by Household		
(i) owned or held from Government		
(ii) held from private persons or institutions for payment in money kind or share		
(iii) Total of items (i) and (ii)		
2. Land given to private persons for cultivation for payment in money, kind or share		

B. Household Industry	Nature of Industry		Number of months in the year during which conducted
Household industry (not on the scale of a registered factory) conducted by the Head of the household himself and/or mainly members of the household at home or within the village in rural areas and only at home in urban areas.			
(a)			
(b)			

C. Workers at Cultivation or Household industry	Members of family working				Hired workers
Members including Head of family working and hired workers, if any, kept wholetime during current or last working season.	Head	Other males	Other females	Total	
1. Household Cultivation only					
2. Household industry only					
3. Both in Household Cultivation & Household Industry					

Dated Signature of Supervisor *Dated Signature of Enumerator*

Note **Part II— Census Population Record overleaf should be filled up during the first round of enumeration (10 February to 28 February) from the enumeration slips relating to the household and brought up-to date with corrections, if any, after the second visit during check period 1 March to 3 March, 1961.**

CONFIDENTIEL **RECENSEMENT DE L'INDE 1961**

[A remplir pendant le dénombrement] s'agit-il d'une institution?

(1ère Partie) Situation Du Ménage

NUMÉRO DU CODE: _____

Noms et prénoms du chef de ménage _____ S. C. / S. T.

A. Agriculture	Nom local du droit sur la terre	Superficie en acres
1. Terre exploitée par la famille (i) appartenant à la famille ou à l'Etat		
(ii) appartenant à des particuliers ou institutions et occupée moyennant paiement en argent en nature ou en part		
(iii) Total de (i) et (ii)		
2. Terre donnée aux particuliers pour les travaux agricoles moyennant paiement en argent, nature ou part		

B. Industrie Familiale	Nature de l'Industrie		Nombre de mois d'activité durant l'année
Industrie familiale (n'ayant pas l'ampleur d'une fabrique enregistrée) exploitée par le chef de ménage lui-même et / ou principalement par les membres de la famille à domicile ou dans les limites du village dans les régions rurales et à domicile seulement dans les régions urbaines.			
a)			
b)			

C. Personnes occupées aux travaux Agricoles ou à l'Industrie Familiale	Membres de la famille qui travaillent				Travailleurs rémunérés
	Chef	Autres hommes	Autres femmes	Total	
Membres de la famille y compris le chef qui travaillent et/ou travailleurs rémunérés engagés à plein temps durant la dernière ou la présente saison.					
1) Agriculture familiale.					
2) Industrie familiale.					
3) Agriculture et industrie familiale.					

Date et signature du chef de cercle *Date et signature de l'agent recenseur*

Note: — La deuxième partie-registre de recensement de la population au verso doit être remplie durant la première tournée de dénombrement (10 février au 28 février) en se servant de fiches de recensement de ménage et être mis à jour avec les conditions s'il y en a, après la deuxième visite durant la période de contrôle du 1er mars au 3 mars 1961.

Brief instructions for filling the Household Schedule: Location Code: The code number indicating the district number/Commune number, village number or town number as well as the household number for which the schedule is prepared should be entered in between diagonal strokes.

Is this an Institution: The answer to this question should be written inside the rectangle below the question. The nature of the institution such as penal, charitable or mental institution, hostel, convent, etc. should be entered as Jail, Choultry, Hospital, convent, etc.

Full name of the head of the Household: The head of the household is the person on whom fall the chief responsibility for the maintenance of the household. Institutions like a boarding house, convent, a hostel, jail, orphanage, hospital, etc. are households for census purposes. In such cases, the head of these institutions will be regarded as 'head' of the household and their name should be entered.

Schedule Caste / Scheduled Tribe : If the head of the household is a member of the Scheduled caste or Scheduled tribe, the letters 'S. C.' or 'S. T.' should be written within the parrellelogram and 'X' written in all other cases. To facilitate, a list of S.C./S.T. applicable to this State has been supplied.

Sub-part A relating to cultivation should be filled in where the household cultivates land. Land includes all lands normally used for cultivating including temporary fallows. There are three categories, namely, 1 (i) and 1 (ii) and 2 described in the schedule. Categories 1 (i) and 1 (ii) will include only those plots or parcels of land which are cultivated by the household itself; i. e. lands which lie within the village or in adjacent villages or within such a distance as will enable the household to work and supervise on the land actively. 1 (i) will include all land owned or held in owner-like possession ; e. g. land held under a grant, lease or assignment with permanent and heritable possession with or without the right of transfer. 1 (ii) will include those lands taken from private persons or institutions with permanent and heritable possession with or without the right of transfer or held in a variety of tenures or tenancies and land taken for payment fixed amount of money or fixed amount of produce or for a share in the produce or both for payment of money and produce. Category 2 will include land given to private persons for cultivation for payment in money, kind or share and will include the classifications mentioned in category 1 (ii).

The total of separate plots or parcels of land converted into acres under each kind of local name of right on land should be entered in the columns provided for. A separate line should be used for each kind of right on land.

The local names of right on land, familar in the various areas of the State are:

Pondicherry

1. Farming
2. Cultivation by the owner
3. Farming by tenant paying rent in kind.
4. Pledging of Estate as security for debt.
5. Maanion (Endowment or Grant)

Karikal

1. Farming
2. Cultivation by the owner
3. Cultivation of Government lands taken on lease by the successful tenderer.
4. Farming by tenant paying rent in kind
5. Owner of the plough.

Mahe

1. Ownership
2. Permanent right.
3. Pledging of land with its possession
4. Mortgaging of land with its possession
5. Possession of land for a period not less than 12 years with authorisation of planting thereon trees and erecting thereon building on payment of rent annually.
6. Right of farming.

Yanam

1. Ownership
2. Farming

Sub-part B relates to Household Industry. The definition of Household Industry has been given in the Schedule itself. It is essential that the household Industry should embrace manufacture or processing or servicing or repairing and also making and selling but not simple buying and selling.

Household Industry can use machinery and employ power like steam or oil or electricity to drive the machinery. A few examples of household industry are given below:

(a) Potteries

(b) Toy making — Clay or papier mache

(c) Carpentry — Furniture repairs

(d) Dyeing and printing of cloth

(e) Cigar (Cheroot) making

(f) Tailoring

(g) Shoe making

(h) Gold, silver and blacksmithy.

(i) Bicycle repairs

It should be ascertained from the head of the household whether any household industry is conducted and if so write the nature of the industry in the space provided. Enquiries should be made next as to how many months the industry is conducted in a year and write it in the column intended for it. If there are more than one industry, space is provided to record at least two such industries. If no household industry is conducted in the household, put 'X' in each of the places in the right hand corner and put a bold cross on this sub-part.

Sub-part C — Workers at Cultivation or Household Industry: This relates to the number of workers engaged either in cultivation or in household industry or in both. Either one of these categories will be applicable to a household. Put 'X' in the other two categories which do not apply to the household. It should be ascertained whether the head of the household is working and if so, enter the figure 'I' in the column 'head'. The number of males and females working should be ascertained and the total number of males and females entered in the respective columns.

The number of hired workers engaged during the last working season or current working season should be ascertained and the total number of hired workers entered in the column provided for. In the case of an household engaged both in cultivation and household industry, there will be no necessity to enter the figures for cultivation and household industry separately.

CENSUS POPULATION RECORD

It is printed at the back of the household schedule and is to be filled in with reference to the particulars in the individual enumeration slips relating to all households enumerated each day during the period 10th February to 28th February, 1961. It is to be brought up-to-date during the revisional round (1st March to 5th March 1961) after correcting it with reference to changes on account of births, deaths and fresh visits occurring upto sunrise of 1st March, 1961.

The form of the Census Population Record is given below

Part II — Census Population Record

(To be compiled from individual Census Slips)

Name	Sex		Relationship to Head	Age	Marital Status	Description of work in the case of worker
	Male — M	Female — F				
Total persons						

Dated Signature of Supervisor

Dated Signature of Enumerator

(2ème Partie)

Registre de Recensement de la Population

(à remplir en se servant des fiches individuelles)

Nom	Sexe		Lieu de parenté avec le chef	Age	Etat civil	Description du travail dans le cas d'une personne qui travaille
	Masculin M	Feminin F				
Total Personnes						

Date et signature du Chef de cercle.

Date et signature de l'Agent recenseur.

The above form should be filled up with reference to the answers recorded against Questions 1(a), 1(b), 2, 3, 8 to 11 and 13 of the individual slip as shown below :

Name: The name recorded against question 1 (a) in the individual slip to be entered.

Sex: The answer written against question 13 in the individual slip to be entered.

Relationship to head: The particulars in the individual slip against question 1 (b) to be entered.

Marital status: The answer recorded against Question 3 in the individual slip to be entered.

Description of work in the case of worker: A brief description of work in the case of a worker (a gist of the answers recorded against questions 8 to 11 on the individual slip) to be entered.

All the individual slips relating to one household should be completed first and the number of males and females entered in the appropriate column. The total figures for males and females should be entered in the space provided against 'Total persons'.

HOUSELIST

The object of filling up the houselist form is to gather particulars and conditions of houses, factories, workshops, etc., in the State, the products made or serviced, number of persons employed, kind of fuel or power used in the factory or workshop and the material used in the construction of the house (walls and roof). The number of persons living in the household as well as the rooms occupied by them will also be collected. The form of houselist is at page 22 and its French version at page 23.

Column 1: This denotes the serial number of the entries.

Column 2: Write the number painted on the door or wall of the building. This is the number given to the building by the Municipality.

Column 3: Every building with a separate main entrance has to be treated as a distinct house for Census purposes. In the majority of the houses there will be only one Census house for each building, especially in rural areas. In those cases repeat the entry against Column 2 in Column 3 also. In other cases a building may contain more than one Census house. Give the sub-number to each Census house into which a main building has been divided according to the definition indicated above and painted already.

The details to follow will relate to each Census house and not the entire building.

Column 4: Write the actual use to which a Census house is put as detailed in the column namely a hospital, factory, school, hostel, etc.

Column 5: Write the name of establishments in case of big registered companies or large manufacturing concerns. Write the name of the proprietor in other cases.

Column 6: Enter the actual work that is being done, e.g. paper making, shoe making or repairing, cycle repairing, motor servicing, sweetmeat making, furniture mart, etc.

Column 7: Write the average number of workers employed daily during last week.

Column 8: In the factory or workshop if machinery is employed for production or repair, write the fuel or power used to drive the machinery i.e. kerosene, soft coke, coal, gas, electricity, steam, etc.

If a Census house is not used as an establishment, workshop or factory, put 'X' in columns 5 to 8 of the form.

Columns 9 and 10 — Description of the Census House:

Column 9: Write the material out of which most of the walls of the house are made, e. g. grass, leaves, reeds, bamboos, mud, unburnt bricks or burnt bricks, stone, cement, concrete, timber, etc.

Column 10: Write the material out of which most of the roofs (not ceilings) are made, e. g. tiles, thatch, corrugated iron or zinc or asbestos sheets, concrete, etc.

Note: In the case of multi-storeyed buildings, intermediate floors or walls will be deemed to be independent roofs and walls for the house concerned.

Column 11: If more than a household resides in a Census House, then enter the number of Census household painted on the door of the room or part of the house which is occupied by the household.

Column 12: Write the name of the head of the household who is commonly acknowledged as such.

Column 13: Write the number of rooms occupied by each household.

Column 14: If a household is living in its own house, write 'O'. If living in a rental house, write 'R'. In case of public buildings like schools, hospitals, etc. or places of worship write 'X'.

Column 15-17: Write the number of persons residing in the household on the day of visit with sex breakup. A person who is temporarily absent for a few hours should be treated as residing.

Column 18: If a building is vacant and there is reason to believe that it would be shortly occupied before enumeration, write 'likely to be occupied shortly'. This column should be utilised for recording all significant information relating to the building or Census house or Census household.

Note: In the case of households occupied by members of Scheduled Castes or Scheduled Tribes, indicate it by writing 'S. C.' or 'S. T.' as the case may be in the 'Remarks' column.

CENSUS OF INDIA, 1961

HOUSELIST

Name of District ..... (Code No.

Name of Island/Taluk/Tehsil/Thana/Anchal/Town ..... (Code No.

Name of Village/Ward/Mohalla/(Enumerator's Block) ..... (Code No.

Line No.	Building Number (Municipal or local authority or Census Number, if any)	Building number (Column 2) with sub-numbers for each census house	Purpose for which census house used, *e.g.*, dwelling, shop, shop-cum-dwelling, business, factory, workshop, school or other institution, jail, hostel, hotel, etc.	If this census house is used as an establishment, workshop or factory			
				Name of establishment or proprietor	Name of product(s), repair or servicing undertaken	Average No. of persons employed *daily last week* (including proprietor, or household members, if working)	*Kind of fuel* or power if machinery is used
1	2	3	4	5	6	7	8
1							
2							
3							
4							
5							

Description of census house		Sub-number of each census household with census house number (column 3)	Name Of Head of Household	No. of rooms in census household	Does the household live in own or rented house? (a) Own (O), (b) Rented (R)	No. of persons residing in census household on day of visit			Remarks
Material of wall	Material of roof					Males	Females	Total	
9	10	11	12	13	14	15	16	17	18
			Total for page		X				

Certified that the information is correct to the best of my knowledge.

Signature of Enumerator . . . . . Date . . . .

RECENSEMENT DE L'INDE 1961

Relevé des Maisons

Nom de l'établissement ..... (Code No.....)

Nom de la commune ..... (Code No.....)

Nom du village/ de la ville ..... (Code No.....)

Numéro de la ligne	No. de l'Immeuble (No. municipal local ou No. de recensement le cas échéant)	No. de l'immeuble (colonne 2) avec le sous-numéro pour chaque maison recensée	But auquel la maison recensée c'est-à-dire, habitation, boutique, et habitation, commerce, fabrique, atelier, école ou autre institution, prison, hôtel, etc.	Si la maison recensée sert à un établissement atelier ou fabrique			
				Nom de l'établissement ou du propriétaire	Nom des produits des réparations ou services entrepris	Nombre de personnes employées en moyenne quotidiennement durant la semaine passée (y compris le propriétaire ou les membres de la famille, s'ils y travaillent	Nature du carburant ou de l'énergie si des machines sont utilisées
1	2	3	4	5	6	7	8

Description de la maison		Sous numéros de chaque famille recensée avec le No. de la maison recensée (colonne 3)	Nom du chef de ménage	Nombre de chambres occupées par la famille recensée	La famille est elle dans une maison qui leur appartient en propre ou une maison louée. Propre maison (P) Maison louée (L)	Nombre de personnes vivant dans la famille recensée le jour de la visite			Observations
Materiel du mur	Materiel du toit					Hommes	Femmes	Total	
9	10	11	12	13	14	15	16	17	18
			Total (page)		X				

Certifié exact Signature de l'Agent Recenseur Date

The unique features of 1961 Census are discussed below :

1. Block Maps:

For ensuring that all houses in each enumeration block are correctly numbered it is necessary to have a notional plan of each block. At the time of house-listing a notional map (not to scale) showing the geographical position and features in the blocks, the units bordering the block and the sequence of building numbers was prepared by the enumerators. One copy of the notional plan has been sent to the Office of the Superintendent of Census Operations and preserved in that Office.

2. Uniform Houselists and Housing Tables:

The concept of uniform houselists and housing tables was evolved to study the housing conditions. Information regarding the particulars and conditions of houses, factories workshops in the State, the product made or serviced or repaired in the factories and workshops together with the number of persons employed and the kind of fuel or power used in the factory or workshop, the material used in the construction of the house (walls and roof), the number of households living in the house together with the number of rooms occupied by a household with the number of persons in the household have been gathered. In addition, information as to whether the household lives in owned or rented houses has also been gathered.

Five tables have been prepared from the information collected in the Houselists. They are:

1. Census houses and the uses to which they are put.
2. Tenure status of sample census households living in census houses used wholly or partly as dwelling.
3. Census houses used as workshops or factories classified by industry, power and no power used and size of employment.
4. Distribution of households living in census houses used wholly or partly as dwellings by wall and roof materials.
5. Sample households classified by number of members and by number of rooms occupied.

The tables mentioned above were finalised by the Registrar General, India in consultation with the National Buildings Organisation. Of these tables, 1 and 3 were prepared on full count and others on 20% sample. The houselists will also serve as a suitable frame for future surveys.

3. *Household Schedule-cum-Census Population Record*:

In addition to collection of data relating to an individual, attempt was made to study the two chief economic activities of the household, namely, cultivation and household industry. Information was collected as to whether the household was engaged in cultivation or household industry or in both. On the back of the household schedule is the Census Population Record giving chief information for each individual enumerated in a household — name, sex, relationship to head, age and marital status and description of work in the case of workers. This information if brought up-to-date will provide a useful document and serve as a basis for future surveys. The information contained in the Household Schedule has been tabulated mechanically on a 20% sample and 8 tables have been prepared.

4. B — Series Table:

Detailed classification of workers in non-agricultural sector has been attempted and furnished in this series of tables. The workers in non-agricultural sector have been classified into 7 categories. They are 1) Mining, Quarrying, Livestock, Forestry, Fishing, Hunting, Plantation, Orchards and Allied activities. 2) Household Industry, 3) Manufacturing other than Household Industry, 4) Construction, 5) Trade and Commerce, 6) Transport, Storage and Communications and 7) Other services. The following tables (B I to B IX) have been prepared.

Two types of information are available—the nature of industry with the number of persons working and the exact occupation and nature of work with the number of persons occupied as such. The former provides an important information — the total number of persons engaged in different industrial units. The second will reveal the total number of persons engaged in each occupation, for instance, weaving, carpentry, goldsmithy, tailoring, etc. The United Nations classification of Industrial and Occupational Code as modified by the Director General of Labour and Employment has been adopted for classification. Industrial activity has been divided into 9 broad divisions, 45 major groups and 343 minor groups while occupational pattern has been classified into 11 occupational divisions, 75 occupational groups and 331 occupational families.

5. Migration:

Information about place of birth of migrants have been tabulated. In addition, the duration of residence at the place of enumeration of persons born outside the place of enumeration have been collected and tabulated. The period of residence has been grouped under six categories :

1. Less than one year
2. 1 — 5 years
3. 6 — 10 years
4. 11 — 15 years
5. 16 years and over
6. Period not stated.

This table is intended to supplement the information furnished in the table relating to birth place and will help in a detailed study of migration.

6. Tables for Scheduled Castes and Scheduled Tribes:

Special tables have been prepared to furnish information about each individual caste and tribe. Information on individual categories, religion, age, marital status and education are made available. A special table indicating the type of activity of non-workers classified by educational level for Scheduled castes has also been prepared.

7. *Age classification*: Classification of age as recommended by the United Nations Organisation for population Census has been adopted for age Tables. Some of the economic tables have been prepared by broad age-groups—0—14, 15—34, 35-59 and 60+. A single year age table on full count has been tabulated in order to prepare life tables.

8. Educational Level: The educational standard has been classified as follows: For Rural areas three categories have been adopted. They are — Literate without educational level; Primary or Junior Basic and Matriculation and above. In respect of Urban areas, the categories adopted are: — Literate without educational level; Primary or Junior Basic, Matriculation or Higher Secondary, Technical diploma not equal to degree; Non-Technical Diploma not equal to degree; University degree or post graduate degree other than Technical degree; Technical degree or diploma equal to degree or post-graduate degree. The last one has been further subdivided into i) Engineering, ii) Medicine, iii) Agriculture, iv) Veterinary and Dairying, v) Technology, vi) Teaching and vii) Others.

9. Classification of non-workers: Non-workers have been categorised into 8 broad groups:

1. Full time students or children attending school who do no other work;
2. Housewives and persons engaged in unpaid home duties;
3. Infants and other dependents including permanently disabled persons;
4. Retired persons, rentiers and others who are in receipt of income without doing any work;
5. Beggars, vagrants and others of unspecified sources of existence;
6. Inmates of penal, mental or charitable institutions;
7. Persons not employed before but seeking employment for the first time; and
8. Persons employed before but now out of employment and seeking employment.

TABLE A-I

AREA, HOUSES AND POPULATION

A I — FLY LEAF I

Brief account of changes in area of State and Area from 1901 — 1961

In 1901, Pondicherry State had an area of 184.8 sq. miles. It was divided into 5 districts—Pondicherry, Karikal, Mahe, Yanam and Chandernagore. No change in area took place between 1901 to 1951. In 1952, Chandernagore (area 3.9 sq. miles and population 49,909) was merged with the Indian Union after referendum on the basis of peaceful negotiations between the French and Indian Governments. It became a district in West Bengal. There was no other change in the area of Pondicherry State after 1954 during which year its *de facto* transfer to Indian Union for administrative purposes took place.

A I — FLY LEAF II

Area Figures of Surveyor General and State Survey Office

Small differences are found between the area figures of this State as fixed by the Surveyor General, India, and the State Survey Office. The statement below indicates the difference between the two figures :

State / Area.	Area according to State Survey Office.	Area according to Surveyor General, India.	Difference.
PONDICHERRY STATE	180.9 sq. m.	185.0 sq. m.	+ 4.1 sq. m.
Pondicherry Area	113.4 ,,	112.0 ,,	— 1.4 ,,
Karikal Area	57.6 ,,	61.0 ,,	+ 3.4 ,,
Mahe Area	3.2 ,,	4.0 ,,	+ 0.8 ,,
Yanam Area	6.7 ,,	8.0 ,,	+ 1.3 ,,

A I — FLY LEAF III

Rural / Urban Classification

The question of classifying parts of the State into rural/urban was taken up for the first time in 1960. In connection with 1961 Census, classification into towns and villages was first attempted in Pondicherry State. No such classification was attempted by the French Administration. The following definitions were adopted:

Urban: All areas with a population of more than 5000 whose main occupation was non-agricultural were classified as urban. Certain other criteria such as being the seat of the Administrator, Industrial importance, Trading Centre, etc. were also taken into consideration. The following five places were treated as urban for the 1961 Census. Pondicherry and Muthialpet in Pondicherry Area, Karikal in Karikal Area, Mahe in Mahe Area and the entire Commune of Yanam.

Rural: All other units were treated as rural.

Difference that these definitions have made to statistics of urban areas of 1951 :

As observed earlier, no rural/urban classification was ever made before the 1961 Census and it is also pointed out that there was no census in this State in 1951. The last Census was conducted by the erstwhile French Administration in 1948 and the pattern was entirely different from the present Census. Therefore, the main handicap for the Statistician is the incomparability of the data collected in 1961 with those of previous censuses which renders any demographic study rather difficult.

It is, however, hoped, that the information presented in this Census will be of immense use to demographers in future. The following table gives the population of each town with its class:

Name of town	Population (1961)	Class of Town
1. Pondicherry	40,421	III
2. Muthialpet	11,341	IV
3. Karikal	22,252	III
4. Mahe	7,951	V
5. Yanam	7,032	V

A I — FLY LEAF IV

Definition of a village

For census purposes a village is an administrative unit not classified as urban. It will generally be a small area ; the main occupation of the population is agriculture. It can also be uninhabited in other States but in Pondicherry State no uninhabited village exists.

A I — FLY LEAF V

Number of inhabited villages

Data of the number of inhabited villages for the period 1901—1951 are not available. The number of inhabited villages in 1961 is given below:

State / Area	Number of inhabited villages in 1961
PONDICHERRY STATE	388
Pondicherry Area	267
Karikal Area	118
Mahe Area	3
* Yanam Area	...

* The entire area of Yanam is treated as Urban.

A I — FLY LEAF VI

Statement of villages and towns in the State, 1961

State/Area	Total No. of villages borne on the Jurisdiction list	Total No. of uninhabited villages	No. of villages included in Towns		No. of inhabited villages	No. of Towns
			Fully	Partly		
1	2	3	4		5	6
PONDICHERRY STATE	388	..	..	..	388	5
Pondicherry Area	267	..	..	..	267	2
Karikal Area	118	..	..	..	118	1
Mahe Area	3	..	..	..	3	1
* Yanam Area	...	..	..	..	..	1

* The whole of Yanam is treated as urban.

A I — FLY LEAF VII

Definition of a Census House

A census house is defined as a structure or part of a structure, inhabited or vacant or a dwelling, a shop-cum-dwelling or a place of business, workshop, school, etc. with a separate entrance. If a building has a number of flats or blocks which have separate entrances of their own and are independent of each other giving on the road or a common stair-case or a common court-yard leading to a main gate, then each such block or flat will be treated as a separate census house. If within an enclosed or open compound there are separate buildings then each such building will also be a separate census house. If all the structures within an enclosed compound are together treated as one building, then each such structure with a separate entrance is considered as a separate census house.

A I — FLY LEAF VIII

Definition of occupied residential houses

These may be defined as census houses used as dwellings, occupied by one or more households at the time of the Census. A household may be defined as a group of persons who commonly live together and would take their meals from a common kitchen unless the exigencies of work prevent them from doing so.

A I — FLY LEAF IX

Persons per occupied Census house, number of females per 1,000 males, percentage of rural and urban population to total population and density per square mile

State / Area	Persons per occupied Census House			Number of females per 1,000 males			Percentage of rural and urban population to total population			Density per square mile		
	Total	Rural	Urban	Total	Rural	Urban	Total	Rural	Urban	Total	Rural	Urban
1	2	3	4	5	6	7	8	9	10	11	12	13
PONDICHERRY STATE	5.8	5.5	6.8	1,013	1,001	1,053	100	76	24	2,040	1,630	9,823
Pondicherry Area	5.8	5.6	7.1	988	979	1,025	100	80	20	2,280	1,848	33,612
Karikal Area	5.5	5.2	6.5	1,056	1,042	1,095	100	74	26	1,458	1,078	71,781
Mahe Area	7.1	6.6	8.1	1,175	1,192	1,150	100	59	41	6,089	4,436	14,724
Yanam Area	5.5	..	5.5	1,021	..	1,021	100	..	100	1,054	..	1,054

A I — FLY LEAF X

Comments on the figures in Fly Leaf : IX

In Mahe area, the number of persons per occupied house is much higher (7.1) than in other parts of the State (5.8). It is still higher in its urban sector, the figure being 8.1 as against the State average of 6.8 persons per house. Mahe Area, close to Kozhikode and Cannanore Districts of Kerala State, has a resemblance to the pattern existing in those districts. The number of persons per occupied house in Mahe Area, Kozhikode District and Cannanore District are given below:

	No. of persons per occupied house		
	Total	Rural	Urban
Mahe Area	7.1	6.6	8.1
Kozhikode District	6.1	5.9	7.4
Cannanore District	6.4	6.2	7.3

Pondicherry Area ranks next to Mahe Area in the matter of having more persons per house. Surrounded by South Arcot district on the West, North and South, it will be of interest to compare the figures of Pondicherry Area and South Arcot District. The figures are given below:

	No. of persons per occupied House		
	Total	Rural	Urban
Pondicherry Area	5.8	5.6	7.1
South Arcot District	5.2	5.1	5.8

Third comes Karikal Area which is surrounded by Thanjavur District of Madras State. The comparative figures for Karikal Area and Thanjavur District are shown below:

	Number of persons per occupied house		
	Total	Rural	Urban
Karikal Area	5.5	5.2	6.5
Thanjavur District	4.9	4.7	5.6

Yanam comes last, the number of persons being 5.5 per occupied census house which is below the State average of 5.8 persons per occupied census house.

As a rule the former French settlements have more number of persons per house than the adjoining areas of South Indian States.

Number of females per 1000 males:-

The State as a whole shows a higher sex ratio, namely, 1,013 females per 1,000 males, the break-up for rural and urban areas being 1,001 and 1.053 respectively. The State shows a higher sex ratio in urban areas. This trend is different from that of the neighbouring States of Madras, Kerala and Andhra Pradesh.

In the rural sector, Mahe has 1,192 females per 1,000 males compared to the State average of 1001, while Pondicherry has 979 females per 1000 males.

In the urban sector also Mahe ranks first in having more number of females (1,150) per thousand males, the State average being 1,053. Karikal Area urban sector has 1,095 females per 1000 males.

The Statement below shows corresponding figures for the four areas and neighbouring Districts of other States:

	Number of females per 1000 males.		
	Total	Rural	Urban
Pondicherry Area	988	979	1,025
South Arcot District	989	990	986
Karikal Area	1,056	1,042	1,095
Thanjavur District	1,016	1,019	1,004
Mahe Area	1,175	1,192	1,150
Kozhikode District	1,012	1,016	989
Cannanore District	1,035	1,041	1,010
Yanam Area	1,021	..	1,021
East Godavari District	999	1000	994

Percentage of Rural and Urban population to Total population:

Mahe Area and Karikal Area have a lesser percentage of rural population than the State average of 76%, the figures being 74% and 59% respectively. Pondicherry Area has a higher percentage of rural population than the State average.

Barring Yanam Area, which is entirely urban, Mahe Area (41%), stands first in having a higher percentage of urban population followed by Karikal Area (26%) and lastly by Pondicherry Area (20%). The percentage of urban population to total population in the state is 24%.

Comparison with the neighbouring districts of other States may not give us any useful result. The Districts in the neighbouring States have bigger rural areas and the number of towns are limited. Pondicherry State is smaller in area and its towns with more urban characteristics are the headquarters of Administrators. More population is contained in them. It has, therefore, a higher proportion of urban population than the neighbouring Districts of other States.

Density per square mile:

The density of population per square mile is higher than the State in Mahe Area, followed by Pondicherry Area and Karikal Area. Last comes Yanam Area.

In the rural sector, Mahe stands first with a density of 4,436 persons per square mile followed by Pondicherry Area with 1,848 persons per square mile, the State density being 1,630.

Coming to the urban sector, it may be seen that Karikal Area has the highest density with 71,781 persons per square mile while the State density is 9,823 persons per square mile. Pondicherry Area (33,612 persons per square mile) comes next followed by Mahe Area (14,724). Yanam which is entirely urban is last in rank in density of population the figure being 1,054 persons per square mile.

The statement below gives the density figures of neighbouring Districts of other States for information:—

Pondicherry Area	...	2,280
South Arcot District	...	724
Karikal Area	...	1,458
Thanjavur District	...	868
Mahe Area	...	6,089
Kozhikode District	...	1,018
Cannanore District	...	812
Yanam Area	...	1,054
East Godavari District	...	624

The Pondicherry State has much greater concentration of population than any other State in South India.

A I — FLY LEAF XI

Note on the count of Institutional and Houseless population

The enumeration of houseless persons was conducted on the night of the 28th February, 1961. Arrangements were made beforehand to locate places where the houseless persons generally assembled, especially at night. Supervisors and enumerators contacted houseless persons during the day and explained to them the mechanics of Census count in order to enlist their co-operation in making the operations a success. The response was good. The services of the police officials were utilised to locate certain areas where the houseless usually took their abode.

Institutional population : Inmates of institutions, hostels, ashram, convents, jails, etc. were also enumerated. Every possible effort was made to cover all the institutions and their inmates with the help of the heads of such institutions. As most of the inmates were educated individuals, there was no difficulty in enumerating them.

UNION TABLE A-I AREA, HOUSES AND POPULATION

State / Area	Total Rural Urban	Area in Square miles	Area in Square Km. +	Population per square mile +	Number of villages Inhabited	Number of villages Uninhabited	Number of Towns	Number of occupied residential houses	Population Persons	Population Males	Population Females
1	2	3a	3b.	4	5	6	7	8	9	10	11
PONDICHERRY STATE	T	(a) 185.0 (b) 180.9	479.2 468.5	2,040	388	...	5	63,623	369,079	183,347	185,732
	R	171.8	445.0	1,630	388	...	...	50,612	280,082	139,989	140,093
	U	9.1	23.5	9,823	...	...	5	13,011	88,997	43,358	45,639
Pondicherry Area	T	(a) 112.0 (b) 113.4	290.1 293.7	2,280	267	...	2	44,265	258,561	130,050	128,511
	R	111.9	289.7	1,848	267	...	...	36,967	206,799	104,490	102,309
	U	1.5	4.0	33,612	...	...	2	7,298	51,762	25,560	26,202
Karikal Area	T	(a) 61.0 (b) 57.6	158.0 149.2	1,458	118	...	1	15,352	84,001	40,859	43,142
	R	57.3	148.4	1,078	118	...	...	11,903	61,749	30,238	31,511
	U	0.3	0.8	71,781	...	...	1	3,449	22,252	10,621	11,631
Mahe Area	T	(a) 4.0 (b) 3.2	10.4 8.3	6,089	3	...	1	2,727	19,485	8,959	10,526
	R	2.6	6.9	4,436	3	...	...	1,742	11,534	5,261	6,273
	U	0.6	1.4	14,724	...	...	1	985	7,951	3,698	4,253
Yanam Area	T	(a) 8.0 (b) 6.7	20.7 17.3	1,054	...	...	1	1,279	7,032	3,479	3,553
	R	...	...	...	...	...	...	...	...	...	...
	U	6.7	17.3	1,054	...	...	1	1,279	7,032	3,479	3,553

NOTE: — (1) In columns 3(a) and 3(b), (a) represents the area figures furnished by Surveyor General of India, (b) represents the area figures furnished by the State Survey Department. The urban areas are based on the areas of individual towns furnished by the local authorities. The rural area for an Area (District) is obtained by substracting from the State Survey area, the urban area.

\+ (2) The Sq. Km. and density figures of urban areas of Area/State are worked out using the area figures corrected upto 2 places of decimals obtained by adding the areas of towns in the respective units and not using the area figures given in the table. In addition to this, the figures relating to Sq. Km. are further adjusted to make the Area/State totals tally.

(3) The whole of Yanam Area is treated as Urban.

STATE TABLE A—I AREA, HOUSES AND POPULATION

State / Area / Commune	Total Rural Urban	Area in Square miles	Area in Square Km. +	Population per Square mile +	Number of Villages Inhabited	Number of Villages Uninhabited	Number of towns	Number of occupied residential houses	Population Persons	Population Males	Population Females
1	2	3 a	3 b	4	5	6	7	8	9	10	11
PONDICHERRY STATE	T	180.9	468.5	2,040	388	...	5	63,623	369,079	183.347	185,732
	R	171.8	445.0	1,630	388	...	...	50,612	280,082	139,989	140,093
	U	9.1	23.5	9,823	...	...	5	13,011	88,997	43,358	45,639
Pondicherry Area	T	113.4	293.7	2,280	267	...	2	44,265	258,561	130,050	128,511
	R	111.9	289.7	1,848	267	...	...	36,967	206,799	104.490	102,309
	U	1.5	4.0	33,612	...	...	2	7,298	51,762	25,560	26,202
Pondicherry Commune	T	2.4	6.2	30,578	20	...	2	11,437	73,387	36,409	36,978
	R	0.9	2.2	24,028	20	...	...	4,139	21,625	10,849	10,776
	U	1.5	4.0	33,612	...	...	2	7,298	51,762	25,560	26,202
Pondicherry (M. C.)	U	0.82	2.12	49,294	...	...	1	5,139	40,421	20,003	20,418
Muthialpet (M. C.)	U	0.72	1.86	15,751	...	...	1	2,159	11,341	5,557	5,784
Ariankuppam Commune	R	9.4	24.3	2,152	20	...	...	3,380	20,226	10,193	10,033
Mudaliarpet Commune	R	5.2	13.5	5,300	20	...	...	4,951	27,560	13,850	13,710
Ozhukarai Commune	R	13.3	34.4	2,949	49	...	...	7,516	39,217	19,895	19,322
Mannadipet Commune	R	24.5	63.5	1,060	40	...	...	4,533	25,963	13,150	12,813
Villianur Commune	R	25.6	66.3	1,203	49	...	...	5,421	30,800	15,617	15,183
Bahour Commune	R	21.3	55.2	1,122	42	...	...	3,817	23,890	12,171	11,719
Nettapakkam Commune	R	11.7	30.3	1,497	27	...	...	3,210	17,518	8,765	8,753
Karikal Area	T	57.6	149.2	1,458	118	...	1	15,352	84,001	40,859	43,142
	R	57.3	148.4	1,078	118	...	...	11,903	61,749	30,238	31,511
	U	0.3	0.8	71,781	...	...	1	3,449	22,252	10,621	11,631
Karikal Commune	T	7.0	18.1	4,187	8	...	1	4,893	29,309	14,125	15,184
	R	6.7	17.3	1,053	8	...	...	1,444	7,057	3,504	3,553
	U	0.3	0.8	71,781	...	...	1	3,449	22.252	10,621	11,631
Karikal (M. C.)	U	0.31	0.80	71,781	...	...	1	3,449	22,252	10,621	11,631
Tirunallar Commune	R	16.4	42.5	1,075	38	...	...	3,347	17,635	8,554	9,081
Neravy Commune	R	6.7	17.4	1,456	13	...	...	1,799	9,754	4,828	4,926
Nedungadu Commune	R	9.3	24.1	880	33	...	...	1,721	8,184	4,001	4,183
Kottucherry Commune	R	9.9	25.6	932	16	...	...	1,746	9,228	4,593	4,635
Grand'Aldee Commune	R	8.3	21.5	1,192	10	...	...	1,846	9,891	4,758	5,133
Mahe Area	T	3.2	8.3	6,089	3	...	1	2,727	19.485	8,959	10,526
	R	2.6	6.9	4,436	3	...	...	1,742	11.534	5,261	6,273
	U	0.6	1.4	14,724	...	...	1	985	7,951	3,698	4,253
Mahe Commune	T	3.2	8.3	6,089	3	...	1	2,727	19,485	8,959	10,526
	R	2.6	6.9	4,436	3	...	...	1,742	11.534	5,261	6,273
	U	0.6	1.4	14,724	...	...	1	985	7,951	3,698	4,253
Mahe (M. C.)	U	0.54	1.40	14,724	...	...	1	985	7,951	3.698	4,253
Yanam Area	T	6.7	17.3	1,054	...	...	1	1,279	7,032	3,479	3,553
	R	...	...	...	...	...	...	...	...	...	...
	U	6.7	17.3	1,054	...	...	1	1,279	7,032	3,479	3,553
Yanam (M. C.)	U	6.67	17.28	1,054	...	...	1	1,279	7,032	3,479	3,553

The whole of Yanam Area is treated as Urban,

Note: ... + The Sq. Km. and density figures of urban areas of Commune / Area / State are worked out using the area figures corrected upto 2 places of decimals obtained by adding the areas of the towns in the respective units and not using the area figures given in the table. In addition to this, the figures relating to Sq. Kms. are further adjusted to make the Commune / Area / State totals tally.

2. The five places viz. Pondicherry, Muthialpet, Karikal, Mahe and Yanam are classified as towns for the first time in 1961 Census. Hence they are printed in italics.

3. The following abbreviation has been used for the status of a Town :— M. C. = Municipal Committee.

A-I AREA, HOUSES AND POPULATION

APPENDIX I

Statement showing 1948 territorial units constituting the present set-up of each State

tate/Area/Commune	Territorial Units	
	Name	Area (in Sq. miles)
1	2	3
PONDICHERRY STATE	...	**180.9**
PONDICHERRY AREA	...	113.4
Pondicherry Commune +	...	0.9
Ariankuppam Commune	...	9.4
Mudaliarpet Commune	...	5.2
Ozhukarai Commune	...	13.3
Mannadipet Commune	...	24.5
Villianur Commune	...	25.6
Bahour Commune	...	21.3
Nettapakkam Commune	...	11.7
KARIKAL AREA	...	57.6
Karikal Commune +	...	6.7
Tirunallar Commune	...	16.4
Neravy Commune	...	6.7
Nedungadu Commune	...	9.3
Kottucherry Commune	...	9.9
Grand'Aldee Commune	...	8.3
MAHE AREA	...	3.2
Mahe Commune +	...	2.6
YANAM AREA	...	6.7
Yanam	...	6.7

Note: + Excludes figures for urban areas.
The whole of Yanam Area is treated as urban.

A-I AREA, HOUSES AND POPULATION

APPENDIX II

Number of villages with a population of 5,000 and over and towns with a population under 5,000 (units of Territory which have nothing to show have been excluded).

State/Area/Commune	Villages with a population of 5,000 and over			Towns with a population of under 5,000		
	No.	Population	Percentage of total rural population of the State	No.	Population	Percentage of total urban population of the State
1	2	3	4	5	6	7
PONDICHERRY	3	16,855	6.02	...	...	...
Pondicherry Area	1	5,331	1.90	...	...	...
Ariankuppam Commune	1	5,331	1.90	...	...	...
Karikal Area	1	6,348	2.27	...	...	...
Grand'Aldee Commune	1	6,348	2.27	...	...	...
Mahe Area	1	5,176	1.85	...	...	...
Mahe Commune	1	5,176	1.85	...	...	...

A-I AREA, HOUSES AND POPULATION

APPENDIX III

Houseless and Institutional Population

State/Area/Commune Town	Total Rural Urban	Houseless Population			Institutional Population		
		Persons	Males	Females	Persons	Males	Females
1	2	3	4	5	6	7	8
PONDICHERRY	T	3,542	2,384	1,158	2,818	1,406	1,412
	R	1,045	657	388	399	205	194
	U	2,497	1,727	770	2,419	1,201	1,218
PONDICHERRY AREA	T	2,856	1,911	945	2,221	1,100	1,121
	R	653	398	255	247	122	125
	U	2,203	1,513	690	1,974	978	996
Pondicherry Commune	T	2,317	1,584	733	2,036	978	1,058
	R	114	71	43	62	...	62
	U	2,203	1,513	690	1,974	978	996
Pondicherry	U	2,110	1,441	669	1,949	975	974
Muthialpet	U	93	72	21	25	3	22
Ariankuppam Commune	R	29	16	13	45	12	33
Mudaliarpet Commune	R	76	55	21	...	...	...
Ozhukarai Commune	R	76	48	28	33	33	...
Mannadipet Commune	R	133	70	63	12	6	6
Villianur Commune	R	84	62	22	95	71	24
Bahour Commune	R	47	26	21	...	...	...
Nettapakkam Commune	R	94	50	44	...	...	...
KARIKAL AREA	T	639	431	208	489	235	254
	R	392	259	133	133	66	67
	U	247	172	75	356	169	187
Karikal Commune	T	286	192	94	387	200	187
	R	39	20	19	31	31	...
	U	247	172	75	356	169	187
Karikal	U	247	172	75	356	169	187
Tirunallar Commune	R	161	110	51	46	5	41
Neravy Commune	R	8	6	2	2	2	...
Nedungadu Commune	R	4	3	1	52	27	25
Kottucherry Commune	R	36	23	13	2	1	1
Grand'Aldee Commune	R	144	97	47	...	...	...
MAHE AREA	T	9	9	...	85	51	34
	R	...	...	...	19	17	2
	U	9	9	...	66	34	32
Mahe Commune	T	9	9	...	85	51	34
	R	...	...	...	19	17	2
	U	9	9	...	66	34	32
Mahe	U	9	9	...	66	34	32
YANAM AREA	T	38	33	5	23	20	3
	R	...	...	...	...	...	...
	U	38	33	5	23	20	3
Yanam	U	38	33	5	23	20	3

TABLE A-II

VARIATION IN POPULATION DURING SIXTY YEARS

A-II — FLY LEAF I

Note on Table A—II

This table presents data on population for the seven censuses from 1901 — 1961 and the variation for each decade. Percentage variation is also given in this table. The French Administration conducted a Census at a regular interval of ten years except in 1941. There was no census in 1951 but a census was conducted in 1948.

A-II — FLY LEAF II

Details of adjustments of population during 1901 — 1951

There was no adjustment of population during any of the seven censuses.

A-II — FLY LEAF III

Note on the contents of Appendix to Table A-II

The appendix to A-II is intended to give the adjustments if any, to bring the 1951 Census population of each district to the jurisdiction of the District as at 1961 Census. In Pondicherry, as there was no change in the area of jurisdiction of the four areas, no such adjustments were necessary to be made.

A-II — FLY LEAF IV

Percentage variation of population 1901 — 1961

The following statement gives the percentage variation of population from 1901—1961

State/Area	Total Rural Urban	1901 to 1961	1948 to 1961	1941 to 1948	1931 to 1941	1921 to 1931	1911 to 1921	1901 to 1911
1	2	3	4	5	6	7	8	9
PONDICHERRY STATE	Total	+ 49.82	+ 16.34	+ 11.31	+ 10.20	+ 5.93	— 5.06	+ 4.39
Pondicherry Area	Total	+ 48.21	+ 16.17	+ 8.75	+ 11.49	+ 5.28	— 5.68	+ 5.95
Karikal Area	Total	+ 48.42	+ 19.08	+ 16.49	+ 5.51	+ 5.59	— 3.93	—0.03
Mahe Area	Total	+ 89.21	+ 6.52	+ 29.81	+ 13.37	+ 14.81	+ 0.91	+ 4.19
Yanam Area	Total	+ 40.50	+ 20.14	+ 2.49	+ 8.80	+ 13.37	— 8.01	+ 0.56

Note: — 1. Figures for Rural/Urban are not given in the statement as no such classification was made during the previous Censuses which were conducted by the Ex-French Administration.

2. The last Census was conducted by the Ex-French Administration during the year 1948. Population of 1951 has been assumed to be the same as in 1948.

A-II — FLY LEAF V

Changes in the variation of population 1901—1961

From the above statement it may be seen that during the period 1941-61, there have been some marked changes in the percentage variation of population as compared with the other decades. No other special reasons can be assigned to these changes than that there has been a tendency among the population of other areas to move to the head-quarters of the State, namely, Pondicherry for employment. In Pondicherry Area, the growth in these decades is rather high when compared to the growth in the previous decades.

A-II — FLY LEAF VI

Statement of changes in the proportion of sexes 1901—1961

The following statement gives the changes in the proportion of sexes from 1901-1961

State/Area	Total Rural Urban	1961	1948	1941	1931	1921	1911	1901
1	2	3	4	5	6	7	8	9
PONDICHERRY STATE	T	1,013	1,030	...	...	1,053	1,058	...
	R	1,001	...	...	...	...	...	...
	U	1,053	...	...	...	...	...	...
Pondicherry Area	T	988	1,006	...	...	1,013	1,009	...
	R	979	...	...	...	...	...	...
	U	1,025	...	...	...	...	...	...
Karikal Area	T	1,056	1,076	...	...	1,146	1,207	...
	R	1,042	...	...	...	...	...	...
	U	1,095	...	...	...	...	...	...
Mahe Area	T	1,175	1,145	...	...	1,210	1,128	...
	R	1,192	...	...	...	...	...	...
	U	1,150	...	...	...	...	...	...
Yanam Area	T	1,021	1,067	...	...	1,185	1,198	...
	U	1,021	...	...	...	...	...	...

Note: 1. No sex break-up is available for the years 1941, 1931 and 1901.

2. No Rural/Urban classification is available for the years other than 1961.

A-II — FLY LEAF VII

Comments on the changes in the proportion of sexes 1901—1961

For the years 1901, 1931 and 1941, sex break-up is not available. For all the years except 1961 rural-urban break-up is also not available from the Census records. Only in 1961, rural-urban classification of population was first introduced.

The proportion of females per 1,000 males is comparatively higher in the urban areas than rural. The highest proportion is found in Mahe area and the lowest in Pondicherry.

A-II VARIATION IN POPULATION DURING SIXTY YEARS

State / Area	Year	Persons	Decade Variation	Percentage decade variation	Males	Females
1	2	3	4	5	6	7
PONDICHERRY STATE	1901	246,354	...	...	...	...
	1911	257,179	+ 10,825	+ 4.39	124,961	132,218
	1921	244,156	— 13,023	— 5.06	118,953	125,203
	1931	258,628	+ 14,472	+ 5.93	...	...
	1941	285,011	+ 26,383	+ 10.20	...	...
	1948	317,253	+ 32,242	+ 11.31	156,275	160,978
	1961	369,079	+ 51,826	+ 16.34	183,347	185,732
PONDICHERRY AREA	1901	174,456	...	...	...	...
	1911	184,840	+ 10,384	+ 5.95	91,989	92,851
	1921	174,343	— 10,497	— 5.68	86,611	87,732
	1931	183,555	+ 9,212	+ 5.28	...	...
	1941	204,653	+ 21,098	+ 11.49	...	...
	1948	222,566	+ 17,913	+ 8.75	110,933	111,633
	1961	258,561	+ 35,995	+ 16.17	130,050	128,511
KARIKAL AREA	1901	56,595	...	...	...	...
	1911	56,577	— 18	— 0.03	25,640	30,937
	1921	54,356	— 2,221	— 3.93	25,325	29,031
	1931	57,394	+ 3,038	+ 5.59	...	...
	1941	60,555	+ 3,161	+ 5.51	...	...
	1948	70,541	+ 9,986	+ 16.49	33,982	36,559
	1961	84,001	+ 13,460	+ 19.08	40,859	43,142
MAHE AREA	1901	10,298	...	...	...	...
	1911	10,729	+ 431	+ 4.19	5,042	5,687
	1921	10,827	+ 98	+ 0.91	4,898	5,929
	1931	12,430	+ 1,603	+ 14.81	...	...
	1941	14,092	+ 1,662	+ 13.37	...	...
	1948	18,293	+ 4,201	+ 29.81	8,528	9,765
	1961	19,485	+ 1,192	+ 6.52	8,959	10,526
YANAM AREA	1901	5,005	...	...	...	...
	1911	5,033	+ 28	+ 0.56	2,290	2,743
	1921	4,630	— 403	— 8.01	2,119	2,511
	1931	5,249	+ 619	+ 13.37	...	...
	1941	5,711	+ 462	+ 8.80	...	...
	1948	5,853	+ 142	+ 2.49	2,832	3,021
	1961	7,032	+ 1,179	+ 20.14	3,479	3,553

A - II VARIATION IN POPULATION DURING SIXTY YEARS

APPENDIX

Statement showing 1948 population according to their territorial jurisdiction in 1948, changes in area and the population involved in those changes.

State / Area	Area in 1961		1961 Population	Area in 1948		1948 Population according to jurisdiction prevailing in 1948	Population in 1948 adjusted to jurisdiction of 1961	Net increase or decrease between Col. 7 and Col. 8	Details of transfer of areas	Net increase or decrease involved in each transfer of area
	Square miles	Square Km.		Square miles	Square Km.					
1	2	3	4	5	6	7	8	9	10	11
PONDICHERRY STATE	**180.9**	**468.5**	**369,079**	**180.9**	**468.5**	**317,253**	**317,253**	...	...	...
Pondicherry Area	113.4	293.7	258,561	113.4	293.7	222,566	222,566	...	...	...
Karikal Area	57.6	149.2	84,001	57.6	149.2	70,541	70,541	...	...	...
Mahe Area	3.2	8.3	19,485	3.2	8.3	18,293	18,293	...	...	...
Yanam Area	6.7	17.3	7,032	6.7	17.3	5,853	5,853	...	...	...

Note: — There was no census in this State in 1951 and only in 1948 there was a census which was the last one till the Census of 1961 was taken. There was also no change in jurisdiction during these years and as a result, no information could be furnished in Cols. (9), (10) and (11).

TABLE A-III

VILLAGES CLASSIFIED BY POPULATION

A-III — FLY LEAF I

For definition of villages see fly leaf IV to Table A-I.

A-III — FLY LEAF II

Percentage of population living in villages by size of village in 1961

The following is a statement of percentage of population living in villages of various population sizes with reference to the total rural population in each Area in 1961.

State / Area	Less than 200	200-499	500-999	1,000 to 1,999	2,000 to 4,999	5,000 to 9,999	10,000+
1	2	3	4	5	6	7	8
PONDICHERRY STATE	3.45	15.16	22.80	31.23	21.34	6.02	...
Pondicherry Area	2.24	14.86	23.95	35.80	20.57	2.58	...
Karikal Area	8.16	19.00	23.23	21.72	17.61	10.28	...
Mahe Area	...	...	...	...	55.12	44.88	...

Note: — The figures for Yanam Area are not given in the statement as the whole of Yanam Area is treated as Urban.

A-III — FLY LEAF III

Observations on the figures of population living in villages by size of village

It may be observed that taking the State as a whole nearly one third of the rural population lives in villages whose size of population ranges between 1,000—1,999, and only 3.45% in villages having a population of less than 200. In Mahe Area there is a high concentration in the size class of 2,000 to 4,999 and 5,000 to 9,999. There are only three villages in Mahe and no special reason could be assigned to this concentration in the two highest classes. There is no village in the whole State whose population is more than 10,000.

A-III — FLY LEAF IV

Percentage of villages and population by class of village

The percentage of villages and population by class of village for the year 1961 is given in the following statement

State / Area	Less than 500		500 to 999		1,000 to 1,999		2,000 to 4,999		5,000 to 9,999		10,000 +	
	percentage of number of villages in this class to total number of villages	percentage of population in this class to total population	percentage of number of villages in this class to total number of villages	percentage of population in this class to total population	percentage of number of villages in this class to total number of villages	percentage of population in this class to total population	percentage of number of villages in this class to total number of villages	percentage of population in this class to total population	percentage of number of villages in this class to total number of villages	percentage of population in this class to total population	percentage of number of villages in this class to total number of villages	percentage of population in this class to total population
1	2	3	4	5	6	7	8	9	10	11	12	13
PONDICHERRY STATE	**54.90**	**18.61**	**22.94**	**22.80**	**15.98**	**31.23**	**5.41**	**21.34**	**0.77**	**6.02**	...	...
Pondicherry Area	49.44	17.10	25.09	23.95	19.48	35.80	5.62	20.57	0.37	2.58	...	...
Karikal Area	68.64	27.16	18.64	23.23	8.48	21.72	3.39	17.61	0.85	10.28	...	...
Mahe Area	...	...	...	...	...	...	66.67	55.12	33.33	44.88	...	...

Note: — 1. The figures for Yanam Area are not given in the statement as the whole of Yanam is treated as Urban.

A-III — FLY LEAF V

Sub Totals of Villages and their Population

State / Area	Total No. of inhabited villages	Total Rural Population			Less than 500			500 — 1999			2,000 — 4,999			5,000 and over		
		Persons	Males	Females	No of inhabited villages	Population		No. of inhabited villages	Population		No. of inhabited villages	Population		No. of inhabited villages	Population	
						Males	Females		Males	Females		Males	Females		Males	Females
1	2	3	4	5	6	7	8	9	10	11	12	13	14	15	16	17
Pondicherry State	**388**	**280,082**	**139,989**	**140,093**	**213**	**26,274**	**25,861**	**151**	**76,118**	**75,205**	**21**	**29,515**	**30,254**	**3**	**8,082**	**8,773**
Pondicherry Area	267	206,799	104,490	102,309	132	17,962	17,402	119	62,472	61,091	15	21,355	21,186	1	2,701	2,630
Karikal Area	118	61,749	30,238	31,511	81	8,312	8,459	32	13,646	14,114	4	5,250	5,620	1	3,030	3,318
Mahe Area	3	11,534	5,261	6,273	...	...	...	...	...	...	2	2,910	3,448	1	2,351	2,825

Note : — The whole of **Yanam Area** is treated as urban in 1961 Census.

UNION TABLE A-III VILLAGES

S. No.	State/Area	Total No. of inhabited villages	Total Rural Population			I—Villages with less than 2,000 population (Contd.)					
						Less than 200			200-499		
							Population			Population	
			Persons	Males	Females	No.	Males	Females	No.	Males	Females
	1	2	3	4	5	6	7	8	9	10	11
	PONDICHERRY STATE	388	280,082	139,989	140,093	86	4,884	4,785	127	21,390	21,076
1	Pondicherry Area	267	206,799	104,490	102,309	42	2,389	2,242	90	15,573	15,160
2	Karikal Area	118	61,749	30,238	31,511	44	2,495	2,543	37	5,817	5,916
3	Mahe Area	3	11,534	5,261	6,273	...	...	...	...	...	...

Note: — The figures for Yanam Area are not given as the whole of Yanam Area is treated as Urban.

CLASSIFIED BY POPULATION

I—Villages with less than 2,000 population (Concld.)			II—Villages with population 2,000–9,999						III—Villages with a population of 10,000 and above			S. No.
500-999			1,000-1,999			2,000-4,999			5,000-9,999			10,000 and above			
	Population			Population			Population			Population			Population		
No.	Males	Females	No.	Males	Females	No.	Males	Females	No.	Males	Females	No.	Males	Females	
12	13	14	15	16	17	18	19	20	21	22	23	24	25	26	
89	31,995	31,870	62	44,123	43,335	21	29,515	30,254	3	8,082	8,773	...	...	...	
67	24,981	24,538	52	37,491	36,553	15	21,355	21,186	1	2,701	2,630	...	...	...	1
22	7,014	7,332	10	6,632	6,782	4	5,250	5,620	1	3,030	3,318	...	...	...	2
...	...	...	...	...	...	2	2,910	3,448	1	2,351	2,825	...	...	...	3

STATE TABLE A-III VILLAGES

S. No.	State/Area/ Commune	Total No. of inhabited villages	Total Rural Population			I—Villages with less than 2,000 population (Contd.)					
						Less than 200 Population			200-499 Population		
			Persons	Males	Females	No.	Males	Females	No.	Males	Females
	1	2	3	4	5	6	7	8	9	10	11
	PONDICHERRY STATE	**388**	**280,082**	**139,989**	**140,093**	**86**	**4,884**	**4,785**	**127**	**21,390**	**21,076**
1	**Pondicherry Area**	**267**	**206,799**	**104,490**	**102,309**	**42**	**2,389**	**2,242**	**90**	**15,573**	**15,160**
1	Pondicherry Commune	20	21,625	10,849	10,776	2	138	105	2	347	343
2	Ariankuppam Commune	20	20,226	10,193	10,033	4	226	234	4	666	675
3	Mudaliarpet Commune	20	27,560	13,850	13,710	3	258	205	5	1,090	1,139
4	Ozhukarai Commune	49	39,217	19,895	19,322	5	421	426	14	2,434	2,366
5	Mannadipet Commune	40	25,963	13,150	12,813	5	296	285	13	2,123	2,020
6	Villianur Commune	49	30,800	15,617	15,183	9	419	402	21	3,702	3,581
7	Bahour Commune	42	23,890	12,171	11,719	9	362	345	19	3,340	3,111
8	Nettapakkam Commune	27	17,518	8,765	8,753	5	269	240	12	1,871	1,925
2	**Karikal Area**	**118**	**61,749**	**30,238**	**31,511**	**44**	**2,495**	**2,543**	**37**	**5,817**	**5,916**
1	Karikal Commune	8	7,057	3,504	3,553	...	...	...	2	265	266
2	Tirunallar Commune	38	17,635	8,554	9,081	13	630	593	14	2,516	2,495
3	Neravy Commune	13	9,754	4,828	4,926	3	175	180	2	329	289
4	Nedungadu Commune	33	8,184	4,001	4,183	20	1,208	1,285	10	1,401	1,477
5	Kottucherry Commune	16	9,228	4,593	4,635	5	270	250	6	792	780
6	Grand'Aldee Commune	10	9,891	4,758	5,133	3	212	235	3	514	609
3	**Mahe Area**	**3**	**11,534**	**5,261**	**6,273**	...	...	...	...	...	...
1	Mahe Commune	3	11,534	5,261	6,273	...	...	...	...	...	...

Note: — The figures for Yanam area are not given as the whole of Yanam Area is treated as Urban.

CLASSIFIED BY POPULATION

I—Villages with less than 2,000 population (Concld.)						II—Villages with a population 2 000-9,999						III—Villages with a population of 10,000 and above			S. No.
500-999			1,000-1,999			2,000-4,999			5,000-9,999			10,000 and above			
	Population			Population			Population			Population			Population		
No.	Males	Females	No.	Males	Females	No.	Males	Females	No.	Males	Females	No.	Males	Females	
12	13	14	15	16	17	18	19	20	21	22	23	24	25	26	
89	31,995	31,870	62	44,123	43,335	21	29,515	30,254	3	8,082	8,773	...	...	...	
67	24,981	24,538	52	37,491	36,553	15	21,355	21,186	1	2,701	2,630	...	...	...	1
6	2,152	2,229	8	5,867	5,747	2	2,345	2,352	...	...	...	...	...	...	1
6	2,190	2,212	5	4,410	4,282	...	...	...	1	2,701	2,630	...	...	...	2
2	723	707	4	2,342	2,325	6	9,437	9,334	...	...	...	...	...	...	3
17	6,570	6,308	11	7,657	7,437	2	2,813	2,785	...	...	...	...	...	...	4
14	5,024	4,924	8	5,707	5,584	...	...	...	...	...	...	...	...	...	5
10	3,869	3,738	6	3,977	3,847	3	3,650	3,615	..	...	...	...	...	...	6
9	3,274	3,224	4	3,396	3,284	1	1,799	1,755	...	...	...	...	..	...	7
3	1,179	1,196	6	4,135	4,047	1	1,311	1,345	...	...	...	...	...	...	8
22	7,014	7,332	10	6,632	6,782	4	5,250	5,620	1	3,030	3,318	...	...	...	2
3	1,014	1,065	3	2,225	2,222	...	...	..	...	...	...	...	...	...	1
7	1,969	2,155	2	1,077	1,221	2	2,362	2,617	...	...	...	...	...	...	2
6	2,067	2,121	1	599	600	1	1,658	1,736	...	...	..	...	...	...	3
1	239	284	2	1,153	1,137	...	...	...	...	...	...	...	...	...	4
2	723	736	2	1,578	1,602	1	1,230	1,267	...	...	...	...	...	...	5
3	1,002	971	...	...	...	...	...	...	1	3,030	3,318	..	...	...	6
...	...	...	...	...	...	2	2,910	3,448	1	2,351	2,825	...	...	...	3
...	...	...	...	...	..	2	2,910	3,448	1	2,351	2,825	...	...	...	1

TABLE A-IV

TOWNS (AND TOWN GROUPS) CLASSIFIED BY POPULATION IN 1961 WITH VARIATION SINCE 1901

A-IV — FLY LEAF I

Definition of Town

For definition of town please see fly leaf III to Table A-I.

A-IV — FLY LEAF II

Classification of Towns by population

The towns have been classified into six groups, according to the size of population.

Class I...	Towns	with	a	population of	100,000 and above
Class II...	,,	,,		,,	between 50,000 and 99,999
Class III...	,,	,,		,,	,, 20,000 and 49,999
Class IV...	,,	,,		,,	,, 10,000 and 19,999
Class V...	,,	,,		,,	,, 5,000 and 9,999
Class VI...	,,	,,		,,	less than 5,000

Pondicherry and Karikal towns are in Class III, Muthialpet in Class IV and Mahe and Yanam towns in Class V.

A-IV — FLY LEAF III

Changes in classification of towns 1901 to 1961

Area/Town	1961	1951	1941	1931	1921	1911	1901
1	2	3	4	5	6	7	8
Pondicherry Area							
Pondicherry	III						
Muthialpet	IV						
Karikal Area							
Karikal	III			N I L			
Mahe Area							
Mahe	V						
Yanam Area							
Yanam	V						

Note: As no rural/urban classification was made during the previous censuses conducted by the Ex-French Administration, information for the years 1901-1951 are not given in the statement.

A-IV — FLY LEAF IV

Number of towns of each class during 1901 - 1961

Class of Town	1961	1951	1941	1931	1921	1911	1901
1	2	3	4	5	6	7	8
Class I							
Class II							
Class III	2						
Class IV	1			N I L			
Class V	2						
Class VI							

Note: Information for the years 1901-1951 are not furnished in the statement as no rural / urban classification was made during the previous censuses conducted by the Ex-French Administration.

A-IV — FLY LEAF V

Percentage of towns in each class to total number of towns, and percentage of population in each class to total urban population 1901 - 1961

Class of Town	1961		1951		1941		1931		1921		1911		1901	
	Percentage of number of Towns	Percentage of population	Percentage of number of Towns	Percentage of population	Percentage of number of Towns	Percentage of population	Percentage of number of Towns	Percentage of population	Percentage of number of Towns	Percentage of population	Percentage of number of Towns	Percentage of population	Percentage of number of Towns	Percentage of population
1	2	3	4	5	6	7	8	9	10	11	12	13	14	15
Class I														
Class II														
Class III	40.00	70.42												
Class IV	20.00	12.74					N I L							
Class V	40.00	16.84												
Class VI														

Note: Information for the years 1901-1951 are not furnished in the statement as no rural/urban classification was made during the previous censuses conducted by the Ex-French Administration.

A-IV — FLY LEAF VI

Percentage of towns in each class to total urban area of the State and density of population per urban square mile in each class 1901 - 1961

Class of Town	1961		1951		1941		1931		1921		1911		1901	
	Percentage of area to total urban area	Density per square mile	Percentage of area to total urban area	Density per square mile	Percentage of area to total urban area	Density per square mile	Percentage of area to total urban area	Density per square mile	Percentage of area to total urban area	Density per square mile	Percentage of area to total urban area	Density per square mile	Percentage of area to total urban area	Density per square mile
1	2	3	4	5	6	7	8	9	10	11	12	13	14	15
Class I														
Class II														
Class III	12.47	55,463												
Class IV	7.95	15,751						NIL						
Class V	79.58	2,078												
Class VI														

Note: As no rural/urban classification was made during the previous censuses conducted by the Ex-French Administration the information for the years 1901-1951 are not given in the statement.

A-IV — FLY LEAF VII

Towns and the limits of urban localities

The following are the limits of urban localities which have been treated as towns for the first time in 1961.

Name of town	Limits of urban localities
1. Pondicherry	Pondicherry town has as its limits the four boulevards. All the places beyond the boulevards have been classified as rural area and, therefore, it does not have any village within its fold.
2. Muthialpet	In this town are included the following villages : - 1. Manjininaickenkuppam 2. Chevrapet and 3. Saint Simonpet.
3. Karikal	In Karikal, excluding the outlying villages viz. Puduturai, Dharmapuram, Patchur, Pillaitheruvasal, Kovilpathu, Karikalmedu, Kilingimedu and Talatheru, the rest of the Commune of Karikal was treated as town.
4. Mahe	In Mahe town were included 1. Poozy, 2. Choodicotta, 3. Valavil, 4. Manjakkal, 5. Cheroukallaye and 6. Thayangady.
5. Yanam	The entire commune consisting of — 1. Salikotta, 2. Paidikondala, 3. Agraharam, 4. Cona, 5. Mettakkur, 6. Pillaraya, 7. Farampetta and 8. Guerimpetta were treated as town.

A-IV — FLY LEAF VIII

Effect of changes in classification of towns in 1951 and 1961

As all the above five places were for the first time treated as urban in 1961, no comparison with the figures of 1951 is possible.

A—IV TOWNS (AND TOWN-GROUPS) CLASSIFIED BY POPULATION IN 1961 WITH VARIATION SINCE 1901

State / Area	Name of Town	Status of Town	Year	Persons	Decade variation	Percentage decade variation	Males	Females
1	2	3	4	5	6	7	8	9
				ALL CLASSES	5 Towns			
	9.06 Sq. Miles							
	23.46 Sq. Km.		**1961**	**88,997**	...	...	**43,358**	**45,639**
				CLASS I — (100,000 and over)				
				N I L				
				CLASS II — (50,000 to 99,999)				
				N I L				
				CLASS III — (20,000 to 49,999)		2 Towns		
	1.13 Sq. Miles							
	2.92 Sq. Km.		**1961**	**62,673**	...	...	**30,624**	**32,049**
Pondicherry	*Pondicherry*	*M. C.*	1961	40,421	...	...	20,003	20,418
	0.82 Sq. Miles							
	2.12 Sq. Km.							
Karikal	*Karikal*	*M. C.*	1961	22,252	...	...	10,621	11,631
	0.31 Sq. Miles							
	0.80 Sq. Km.							
				CLASS IV — (10,000 to 19,999)		1 Town		
	0.72 Sq. Miles							
	1.86 Sq. Km.		**1961**	**11,341**	...	...	**5,557**	**5,784**
Pondicherry	*Muthialpet*	*M. C.*	1961	11,341	...	...	5,557	5,784
	0.72 Sq. Miles							
	1.86 Sq. Km.							
				CLASS V — (5,000 to 9,999)		2 Towns		
	7.21 Sq. Miles							
	18.68 Sq. Km.		**1961**	**14,983**	...	...	**7,177**	**7,806**
Mahe	*Mahe*	*M. C.*	1961	7,951	...	...	3,698	4,253
	0.54 Sq. Miles							
	1.40 Sq. Km.							
Yanam	*Yanam*	*M. C.*	1961	7,032	...	...	3,479	3,553
	6.67 Sq. Miles							
	17.28 Sq Km.							
				CLASS VI — LESS THAN 5,000				
				N I L				

Note : — 1. The following abbreviations have been used for the status of a town: M. C.-Municipal Committee.

2. The five places viz; Pondicherry, Karikal, Muthialpet, Mahe and Yanam are classified as towns for the first time in 1961 Census and they are printed in italics.

A—IV TOWNS (AND TOWN-GROUPS) CLASSFIED BY POPULATION IN 1961 WITH VARIATION SINCE 1901

APPENDIX

New Towns added in 1961 and Towns in 1948 declassified in 1961

Area	New Town added in 1961					Town in 1948 which has been declassified as rural in 1961				
	Name of Town	Area		Population		Name of Town	Area		Population	
		Sq. Miles	Sq. Km.	1961	1948		Sq. Miles	Sq. Km.	1961	1948
1	2	3	4	5	6	7	8	9	10	11
Pondicherry Area	*Pondicherry* (*M. C.*)	0.82	2.12	40,421	N. A.					
	Muthialpet (*M. C.*)	0.72	1.86	11,341	N. A.					
Karikal Area	*Karikal* (*M. C.*)	0.31	0.80	22,252	N. A.					
Mahe Area	*Mahe* (*M. C.*)	0.54	1.40	7,951	N. A.					
Yanam Area	*Yanam* (*M. C.*)	6.67	17.28	7,032	N. A.					

Note:—1. The five places viz. Pondicherry, Muthialpet, Karikal, Mahe and Yanam are classified as towns for the first time in 1961 Census and they are printed in italics

2. The following abbreviation has been used for the status of a town: M. C.-Municipal Committee.

N. A. Stands for not available.

PRIMARY CENSUS ABSTRACT

PRIMARY CENSUS ABSTRACT FLY LEAF I

Concept of Census Houses, Dwellings, Shop-*cum*-Dwellings, Workshop-*cum*-Dwellings and Households

1. The Census house is a structure or part of a structure which is viable and which can be used as a dwelling, a shop-*cum*-dwelling or a place of business, school or workshop. If it is used for the purpose of common living or work or business, it is treated as an occupied Census house.

2. Any Census house which is used as a residence is a dwelling. If a portion of the Census house is in addition used to run a shop, the Census house is treated as shop-*cum*-dwelling. Further, if some processing or repairing or manufacturing is conducted in a Census house in which a household resides, it is treated as workshop-*cum*-dwelling.

3. A household refers to a group of persons who commonly live together and take their meals from the common mess unless the exigencies of work prevent any of them from doing so.

PRIMARY CENSUS ABSTRACT FLY LEAF II

Percentage of households to number of houses in rural and urban areas, district by district

State/Area	Percentage of households to number of houses.		
	Total	Rural	Urban
PONDICHERRY STATE	**117.12**	**114.97**	**125.49**
1. Pondicherry Area	117.41	115.15	128.86
2. Karikal Area	118.91	116.55	127.05
3. Mahe Area	101.76	100.40	104.16
4. Yanam Area	118.45	...	118.45

Note : The whole of Yanam Area is treated as Urban.

Pondicherry State has 117.12 households per 100 houses. The figures for rural/urban areas being 114.97 and 125.49 respectively. Taking the rural and urban areas together, Karikal Area stands first with 118.91 households per 100 houses while Yanam Area comes next with 118.45 households per 100 houses followed by Pondicherry Area with 117.41 households per 100 houses. Mahe Area comes last with 101.76 households per 100 houses which is below the State proportion.

The difference in the proportion of households in rural and urban areas is not very high. In Mahe Area the difference between rural and urban areas is negligible. The proportion of households in rural and urban areas is above State figure in Pondicherry and Karikal Areas.

PRIMARY CENSUS ABSTRACT FLY LEAF III

Density of households per square mile in rural and urban areas, district by district

State/Area	Density of households per square mile		
	Total	Rural	Urban
PONDICHERRY STATE	**411.91**	**338.50**	**1,814.11**
1. Pondicherry Area	458.29	380.39	6,269.33
2. Karikal Area	316.93	242.11	14,606.67
3. Mahe Area	867.19	647.78	2,052.00
4. Yanam Area	226.12	...	226.12

Note: The whole of Yanam Area is treated as Urban.

In the State 411.91 households live in a square mile. In the rural areas 338.50 households live in a square mile while in urban areas 1,814.11 households inhabit a square mile. Mahe Area ranks first in density of households per square mile with 867.19 followed by Pondicherry Area with 458.29, Karikal Area with 316.93 and lastly by Yanam Area with 226.12 households per square mile.

Coming to rural areas, Mahe Area has the highest density with 647.78 households followed by Pondicherry Area and Karikal Area with 380.39 and 242.11 households in a square mile respectively.

In urban sector, Karikal ranks first with 14,606.67 households in a square mile. Next comes Pondicherry Area with 6,269.33 households and followed by Mahe Area with 2052 households per square mile. Yanam is the last with 226.12 households in a square mile which is well below the State figure of 1,814.11.

PRIMARY CENSUS ABSTRACT FLY LEAF IV

Scheduled Castes and Scheduled Tribes

No caste or tribe has been scheduled for this State under the President's Order. The list of Madras has been followed in Pondicherry and Karikal Areas and the list of Kerala for Mahe and the list of Andhra Pradesh for Yanam.

No Scheduled Tribes have been enumerated in this State.

PRIMARY CENSUS ABSTRACT FLY LEAF V

Classification of workers and non-workers

In the economic classification of the 1961 Census, the population of the State has been divided into two broad categories — workers and non-workers. A person may be working as a cultivator or an agricultural labourer or in any household industry or may be doing any other item of work. The last category will include persons who are engaged in productive activities other than cultivation, trade, communication or transport service or other miscellaneous services, etc. In the case of persons who are employed only during certain specified seasons such as in cultivation, livestock, household industry, he will be regarded as worker, provided he has some regular work for more than an hour per day, throughout the greater part of the season. Whether the person is a worker or non-worker has been decided on the basis whether he was so on the day of enumeration. A person who works, but was absent from his work during the 15 days preceding the day on which he was enumerated due to illness or other causes has been treated as a worker. Work not only includes actual manual labour but also effective supervision and direction. Others are termed as non-workers. The finer points of the classification between worker and non-worker will be found in the note on Table B. I. of these series.

The workers are divided into 9 industrial categories which are mutually exclusive. They are 1) cultivation, 2) agricultural labour, 3) mining and quarrying, 4) household industry, 5) manufacture other than household industry, 6) construction, 7) trade and commerce, 8) transport, storage and communications and 9) other services. The principles on which each category has been based will again be indicated in the note to B-I table.

PRIMARY CENSUS ABSTRACT FLY LEAF VI

Percentage of Scheduled Castes and of Scheduled Tribes severally to total males and females by rural and urban areas of each district

State / Area	Percentage of Scheduled Castes				Percentage of Scheduled Tribes			
	Males		Females		Males		Females	
	Rural	Urban	Rural	Urban	Rural	Urban	Rural	Urban
PONDICHERRY STATE	19.22	4.35	18.72	4.00	...	...	...	...
1. Pondicherry Area	19.60	1.80	19.40	1.52	...	...	...	...
2. Karikal Area	21.28	5.78	20.23	5.00	...	...	...	...
3. Mahe Area	0.06	0.19	0.03	0.26	...	...	...	...
4. Yanam Area	...	23.08	...	23.53	...	...	...	...

Note: 1) The whole of Yanam area is treated as urban.

2) There are no Scheduled Tribes in this State.

PRIMARY CENSUS ABSTRACT FLY LEAF VII

Percentage of literate and educated persons to total population, males and females by rural and urban areas of each district

State / Area	Percentage of literate and educated					
	RURAL			URBAN		
	Total	Males	Females	Total	Males	Females
PONDICHERRY STATE	**31.33**	**45.01**	**17.66**	**56.63**	**67.75**	**46.07**
1. Pondicherry Area	28.95	42.38	15.23	60.36	70.74	50.22
2. Karikal Area	33.65	49.33	18.60	51.18	66.27	37.39
3. Mahe Area	61.63	72.42	52.57	63.28	70.66	56.85
4. Yanam Area	...	...	...	38.99	47.14	31.02

Note: The whole of Yanam Area is treated as urban.

Literacy: Pondicherry State ranks high in the general literacy of India. The overall percentage is 37.43. Mahe Area ranks first with 62.30%. The next is Yanam Area closely followed by Karikal Area with 38.99% and 38.29% respectively. Pondicherry Area comes last with 35.23%.

The percentage of male and female literates to their respective population works out to 50.39% and 24 64% respectively. Mahe Area has a higher percentage than the State average. They are: Mahe Area—Males 71.69% Females 54.30%.

In Karikal Area, 53.73% of male population are literates while 23.67% of females are literates. Pondicherry Area and Yanam Area have lesser percentage of male literates than the State. The female literates in the two Areas are 22.36% and 31.02% respectively.

In all areas except Yanam which is entirely urban, the percentage of urban literates is more than the rural percentage. The same trend is noticed in both the sexes except in Mahe where the percentage of male literates is slightly lower than rural male literates. In Mahe Area there is not much difference in the percentage of literates between rural and urban sectors.

PRIMARY CENSUS ABSTRACT FLY LEAF VIII

Distribution of 1,000 persons, males and females of rural and urban areas severally of each district among the workers and non-workers, and for each category of workers

State / Area	Total Rural Urban	Total Population			Total Workers			WORKERS (Contd.)							
								I As Cultivator		II As Agricultural Labourer		III In Mining, Quarrying, Livestock, Forestry, Fishing, Hunting and Plantations, Orchards and Allied activities		IV At Household Industry	
		Persons	Males	Females	Persons	Males	Females	Males	Females	Males	Females	Males	Females	Males	Females
1		2	3	4	5	6	7	8	9	10	11	12	13	14	15
PONDICHERRY STATE	**T**	**1,000**	**1,000**	**1,000**	**375**	**551**	**201**	**98**	**22**	**117**	**94**	**40**	**2**	**23**	**18**
	R	**1,000**	**1,000**	**1,000**	**400**	**571**	**230**	**124**	**28**	**151**	**123**	**44**	**2**	**22**	**16**
	U	**1,000**	**1,000**	**1,000**	**295**	**487**	**112**	**15**	**3**	**6**	**4**	**27**	**1**	**25**	**23**
Pondicherry Area	T	1,000	1,000	1,000	389	562	213	110	28	112	97	37	2	26	19
	R	1,000	1,000	1,000	412	581	239	135	34	140	122	44	3	25	16
	U	1,000	1,000	1,000	296	485	112	5	1	1	N	8	1	32	31
Karikal Area	T	1,000	1,000	1,000	360	547	183	77	9	161	111	39	1	10	12
	R	1,000	1,000	1,000	391	568	221	99	12	214	148	48	2	10	14
	U	1,000	1,000	1,000	274	487	79	16	1	12	8	14	1	7	8
Mahe Area	T	1,000	1,000	1,000	250	414	110	18	7	5	14	67	4	28	11
	R	1,000	1,000	1,000	248	401	118	29	11	9	23	19	1	46	17
	U	1,000	1,000	1,000	254	432	99	1	1	1	1	136	7	3	2
Yanam Area	T	1,000	1,000	1,000	398	563	237	100	23	30	17	88	1	57	43
	U	1,000	1,000	1,000	398	563	237	100	23	30	17	88	1	57	43

Note: 1) The whole of Yanam Area is treated as urban.

2) N : Denotes negligible figures.

Distribution of 1,000 persons, males and females of rural and urban areas severally of each district among the workers and non-workers, and for each category of workers

State / Area	Total Rural Urban	WORKERS (Concld.)										Non-workers		
		V In Manufacturing other than Household Industry		VI In Construction		VII In Trade and Commerce		VIII In Transport Storage and Communications		IX In Other Services				
		Males	Females	Males	Females	Males	Females	Males	Females	Males	Females	Persons	Males	Females
		16	17	18	19	20	21	22	23	24	25	26	27	28
PONDICHERRY STATE	**T**	**83**	**11**	**19**	**1**	**55**	**17**	**18**	**N**	**98**	**36**	**625**	**449**	**799**
	R	**81**	**13**	**18**	**1**	**40**	**20**	**13**	**N**	**78**	**27**	**600**	**429**	**770**
	U	**92**	**6**	**21**	**1**	**103**	**10**	**33**	**N**	**165**	**64**	**705**	**513**	**888**
Pondicherry Area	T	98	15	20	1	48	16	19	N	92	35	611	438	787
	R	95	17	20	1	34	18	14	N	74	28	588	419	761
	U	109	8	23	2	103	9	40	N	164	60	704	515	888
Karikal Area	T	46	2	18	1	77	23	15	N	104	24	640	453	817
	R	32	1	15	1	57	28	12	N	81	15	609	432	779
	U	85	4	26	1	132	8	24	N	171	48	726	513	921
Mahe Area	T	71	1	7	...	68	2	7	...	143	71	750	586	890
	R	85	1	6	...	62	2	6	...	139	63	752	599	882
	U	51	2	7	...	75	3	9	...	149	84	746	568	901
Yanam Area	T	24	1	6	1	45	34	38	...	175	117	602	437	763
	U	24	1	6	1	45	34	38	...	175	117	602	437	763

Distribution of workers and Non-workers

375 persons out of 1,000 persons are workers. In Rural areas 400 persons out of 1,000 are workers while in Urban areas 295 out of 1,000 are workers. 551 males out of 1,000 males are workers and 201 females out of 1,000 females are workers. The rural / urban break up is given below:—

		Workers per 1,000	
		Males	Females
Rural	...	571	230
Urban	...	487	112

Agricultural Labour is the main category which has 117 males per 1,000 males. In females also Agricultural Labour engaged 94 persons per 1,000. The next in importance are:—

		Males	Females
Other Services	...	98	36
Cultivation	...	98	22
Manufacturing other than Household Industry		83	11
Trade and Commerce	...	55	17

In the rural sector, also Agricultural labour engages more number of males and females followed by Cultivation, Manufacturing, Other Services aud Trade Commerce. The figures are:—

			Males	Females
Agricultural Labourer		...	151	123
Cultivator	...	...	124	28
Manufacturing	...	...	81	13
Other Services	...	...	78	27
Trade and Commerce	...	...	40	20

In the Urban sector other Services engage more males and females followed by Trade and Commerce and then by manufacturing. The figures are given below:—

			Males	Females
Other Services	...	...	165	64
Trade and Commerce	...	...	103	10
Manufacturing	...	...	92	6

Yanam Area has more workers (398) per 1,000 of population closely followed by Pondicherry Area (389) Karikal (360) has lesser number of workers per 1,000 of population than the State (375). Mahe comes last with 250 persons. The same trend is maintained in both the sexes in all the four areas.

The statement below gives the categories which engage more persons by sex break up:—

Pondicherry Area			Karikal Area		
Category	Males	Females	Category	Males	Females
Agricultural Labourer	112	97	Agricultural Labourer	161	111
Cultivator	110	28	Other Services	104	24
Manufacturing	98	15	Trade and Commerce	77	23
Other Services	92	35	Cultivator	77	9
Trade and Commerce	48	16	Manufacturing	46	2

Mahe Area			Yanam Area		
Category	Males	Females	Category	Males	Females
Other Services	143	71	Other Services	175	117
Manufacturing	71	1	Cultivator	100	23
Mining and Quarrying	67	4	Household Industry	57	43
Trade and Commerce	68	2	Mining and Quarrying	88	1
Household Industry	28	11	Trade and Commerce	45	34

PRIMARY CENSUS ABSTRACT FLY LEAF IX

Statement of Sex ratio (females per 1,000 males) among Total population, Total workers, each category of workers and among non-workers in Rural and Urban areas of each District

State/Area		Total Population	Total Workers	WORKERS I As Cultivator	II As Agricultural labourer	III In Mining, Quarrying, Livestock, Forestry, Fishing, Hunting and Plantations, Orchards and allied activities	IV At Household Industry	V In Manufacturing other than Household Industry	VI In Construction	VII In Trade and Commerce	VIII In Transport, Storage and Communications	IX In Other Services	X Non-Workers
PONDICHERRY STATE	T	1,013	369	228	815	52	769	132	57	318	5	369	1,805
	R	1,001	402	229	817	53	699	154	52	489	5	345	1,798
	U	1,053	242	186	605	46	971	68	70	104	4	406	1,823
Pondicherry Area	T	988	375	247	849	60	729	151	60	338	5	374	1,775
	R	979	403	248	851	59	643	172	55	518	5	373	1,777
	U	1,025	237	174	233	74	1,005	76	75	93	5	375	1,767
Karikal Area	T	1,056	352	128	724	32	1,305	43	48	312	5	246	1,906
	R	1,042	405	130	725	31	1,338	33	40	513	6	199	1,880
	U	1,095	177	84	695	40	1,171	53	61	63	4	310	1,967
Mahe Area	T	1,175	314	428	3,170	64	470	22	...	41	...	586	1,783
	R	1,192	352	432	3,222	78	458	11	...	46	...	538	1,756
	U	1,150	263	250	2,000	62	727	48	...	36	...	649	1,824
Yanam Area	T	1,021	429	239	575	7	768	24	150	776	...	685	1,785
	U	1,021	429	239	575	7	768	24	150	776	...	685	1,785

N. B: The whole of Yanam Area is treated as urban.

There are 369 female workers per 1000 male workers in Pondicherry State. There are 402 female workers in Rural sector as against 242 in Urban areas. Yanam Area has more female workers (429) than the other three Areas in this State. Pondicherry Area has 375 women workers per 1000 male workers followed by Karikal Area with a rate of 352. Last comes Mahe Area with 314 female workers per 1000 male workers. Barring Yanam Area which is entirely urban, Karikal rural area has 405 female workers per 1000 male workers closely followed by Pondicherry Area with 403 female workers and lastly by Mahe Area with a proportion of 352 female workers.

In Pondicherry State, Agricultural Labour engages more females with 815 female workers per 1000 male workers. Household Industry with a proportion of 769 and Other Services with 369 female workers per 1000 male workers are the other important industrial categories engaging more females. In the Rural areas too, Agricultural Labour and Household Industry occupy the first two places in the rate of women participation while Trade and Commerce takes the third place. Other Services rank third in the participation rate of women in the Urban sector.

Transport, Storage and Communications engage the least number of women viz., 5 per 1000 male workers. There is complete absence of women workers in this category in Mahe and Yanam Areas. Categories Mining, Quarrying etc. as well as Construction have also a very low participation by women viz., 52 and 57 per 1000 male workers.

The statement below indicates the industrial categories which engage more women in the four Areas.

PONDICHERRY AREA

Category	No. of female workers per 1000 male workers
II	849
IV	729
IX	374
VII	338

KARIKAL AREA

Category	No. of female workers per 1000 male workers
IV	1,305
II	724
VII	312
IX	246

MAHE AREA

Category	No. of female workers per 1000 male workers
III	3,170
IX	586
IV	470
I	428

YANAM AREA

Category	No. of female workers per 1000 male workers
VII	776
IV	768
IX	685
II	575

UNION PRIMARY CENSUS ABSTRACT

Sl. No.	State / Area / Commune / Town		Area in Sq. miles	Occupied Residential Houses		Total Number of persons enumerated (including inmates of institutions and houseless persons)			Scheduled Castes			Scheduled Tribes		
				No. of houses	No. of households	Persons	Males	Females	Persons	Males	Females	Persons	Males	Females
1	2		3	4	5	6	7	8	9	10	11	12	13	14
	PONDICHERRY STATE	T	180.9	63,623	74,515	369,079	183,347	185,732	56,846	28,796	28,050	...	...	...
		R	171.8	50,612	58,188	280,082	139,989	140,093	53,135	26,912	26,223	...	...	...
		U	9.1	13,011	16,327	88,997	43,358	45,639	3,711	1,884	1,827	...	...	...
1	**Pondicherry Area**	T	113.4	44,265	51,970	258,561	130,050	128,511	41,180	20,935	20,245	...	...	...
		R	111.9	36,967	42,566	206,799	104,490	102,309	40,322	20,475	19,847	...	...	...
		U	1.5	7,298	9,404	51,762	25,560	26,202	858	460	398	..	...	...
1	Pondicherry Commune	T	2.4	11,437	13,738	73,387	36,409	36,978	4,147	2,094	2,053	...	...	...
		R	0.9	4,139	4,334	21,625	10,849	10,776	3,289	1,634	1,655	...	...	...
		U	1.5	7,298	9,404	51,762	25,560	26,202	858	460	398	..	...	...
	Pondicherry (M. C.)	U	0.82	5,139	7,020	40,421	20,003	20,418	529	290	239	...	...	...
	Muthialpet (M. C.)	U	0.72	2,159	2,384	11,341	5,557	5,784	329	170	159	...	...	...
2	Ariankuppam Commune	R	9.4	3,380	4,126	20,226	10,193	10,033	3,029	1,553	1,476	...	...	...
3	Mudaliarpet Commune	R	5.2	4,951	5,817	27,560	13,850	13,710	2,868	1,449	1,419	...	...	...
4	Ozhukarai Commune	R	13.3	7,516	8,201	39,217	19,895	19,322	4,663	2,434	2,229	...	...	...
5	Mannadipet Commune	R	24.5	4,533	5,289	25,963	13,150	12,813	6,490	3,251	3,239	...	...	...
6	Villianur Commune	R	25.6	5,421	6,369	30,800	15,617	15,183	7,666	3,879	3,787	...	...	...
7	Bahour Commune	R	21.3	3,817	4,804	23,890	12,171	11,719	7,146	3,650	3,496	...	...	...
8	Nettapakkam Commune	R	11.7	3,210	3,626	17,518	8,765	8,753	5,171	2,625	2,546	...	...	...
2	**Karikal Area**	T	57.6	15,352	18,255	84,001	40,859	43,142	14,004	7,048	6,956	...	...	...
		R	57.3	11,903	13,873	61,749	30 238	31,511	12,808	6,434	6,374	...	...	..
		U	0.3	3,449	4,382	22,252	10,621	11,631	1,196	614	582	...	...	...
1	Karikal Commune	T	7.0	4,893	6,017	29,309	14,125	15,184	2,505	1,288	1,217	..	...	...
		R	6.7	1,444	1,635	7,057	3,504	3,553	1,309	674	635	...	...	...
		U	0.3	3,449	4,382	22,252	10,621	11,631	1,196	614	582	...	...	...
	Karikal (M. C.)	U	0.31	3,449	4,382	22,252	10,621	11,631	1,196	614	582	...	...	...
2	Tirunallar Commune	R	16.4	3,347	3,970	17,635	8,554	9,081	4,169	2,067	2,102	...	...	...
3	Neravy Commune	R	6.7	1,799	2,159	9,754	4,828	4,926	2,040	1,103	937	...	...	...
4	Nedungadu Commune	R	9.3	1,721	1,923	8,184	4,001	4,183	2,434	1,187	1,247	...	...	...
5	Kottucherry Commune	R	9.9	1,746	2,023	9,228	4,593	4,635	2,217	1,075	1,142	..	...	...
6	Grand'Aldee Commune	R	8.3	1,846	2,163	9,891	4,758	5,133	639	328	311	...	...	...
3	**Mahe Area**	T	3.2	2,727	2,775	19,485	8,959	10,526	23	10	13	...	...	...
		R	2.6	1,742	1,749	11,534	5,261	6,273	5	3	2	...	...	...
		U	0.6	985	1,026	7,951	3,698	4,253	18	7	11	...	...	...
1	Mahe Commune	T	3.2	2,727	2,775	19,485	8,959	10,526	23	10	13	...	...	...
		R	2.6	1,742	1,749	11,534	5,261	6,273	5	3	2	...	...	...
		U	0.6	985	1,026	7,951	3,698	4,253	18	7	11	...	...	...
	Mahe (M. C.)	U	0.54	985	1,026	7,951	3,698	4,253	18	7	11	...	...	...
4	**Yanam Area**	T	6.7	1,279	1,515	7,032	3,479	3,553	1,639	803	836	...	...	...
		R	...	...	...	...	...	..	..	...	...	...	...	...
		U	6.7	1,279	1,515	7,032	3,479	3,553	1,639	803	836	...	...	...
	Yanam (M. C.)	U	6.67	1,279	1,515	7,032	3,479	3,553	1,639	803	836	...	...	...

UNION PRIMARY CENSUS ABSTRACT (*Contd.*)

Sl. No.	State / Area / Commune / Town		Literate and educated persons			Total workers (I-IX)			I As Cultivator			II As Agricultural Labourer			III In Mining, Quarrying, Livestock, Forestry, Fishing, Hunting and Plantations, Orchards and allied activities		
			Persons	Males	Females	Persons	Males	Females	Persons	Males	Females	Persons	Males	Females	Persons	Males	Females
			15	16	17	18	19	20	21	22	23	24	25	26	27	28	29
	PONDICHERRY STATE	T	138,149	92,384	45,765	138,370	101,095	37,275	22,054	17,962	4,092	38,807	21,386	17,421	7,678	7,299	379
		R	87,747	63,010	24,737	112,138	79,974	32,164	21,295	17,322	3,973	38,380	21,120	17,260	6,462	6,137	325
		U	50,402	29,374	21,028	26,232	21,121	5,111	759	640	119	427	266	161	1,216	1,162	54
1	**Pondicherry Area**	T	91,102	62,366	28,736	100,462	73,069	27,393	17,833	14,296	3,537	27,093	14,649	12,444	5,063	4,777	286
		R	59,861	44,284	15,577	85,136	60,678	24,458	17,691	14,175	3,516	27,056	14,619	12,437	4,845	4,574	271
		U	31,241	18,082	13,159	15,326	12,391	2,935	142	121	21	37	30	7	218	203	15
1	Pondicherry Commune	T	38,048	22,859	15,189	22,368	17,948	4,420	160	139	21	168	105	63	1,125	1,069	56
		R	6,807	4,777	2,030	7,042	5,557	1,485	18	18	...	131	75	56	907	866	41
		U	31,241	18,082	13,159	15,326	12,391	2,935	142	121	21	37	30	7	218	203	15
	Pondicherry (M. C.)	U	25,967	14,628	11,339	11,121	9,255	1,866	103	83	20	18	17	1	149	142	7
	Muthialpet (M. C.)	U	5,274	3,454	1,820	4,205	3,136	1,069	39	38	1	19	13	6	69	61	8
2	Ariankuppam Commune	R	5,276	3,985	1,291	7,929	5,848	2,081	1,177	991	186	2,262	1,390	872	1,096	1,074	22
3	Mudaliarpet Commune	R	11,338	7,835	3,503	9,022	7,210	1,812	505	458	47	1,273	721	552	258	200	58
4	Ozhukarai Commune	R	11,999	8,978	3,021	15,299	11,126	4,173	2,145	1,605	540	3,672	1,914	1,758	807	785	22
5	Mannadipet Commune	R	6,429	5,005	1,424	12,302	8,341	3,961	4,320	3,581	739	5,018	2,557	2,461	251	214	37
6	Villianur Commune	R	7,865	5,961	1,904	13,965	9,641	4,324	3,052	2,467	585	6,785	3,876	2,909	442	414	28
7	Bahour Commune	R	5,377	4,153	1,224	10,607	7,402	3,205	3,090	2,657	433	4,132	2,242	1,890	870	838	32
8	Nettapakkam Commune	R	4,770	3,590	1,180	8,970	5,553	3,417	3,384	2,398	986	3,783	1,844	1,939	214	183	31
2	**Karikal Area**	T	32,166	21,955	10,211	30,236	22,358	7,878	3,563	3,159	404	11,351	6,584	4,767	1,663	1,611	52
		R	20,778	14 916	5,862	24,147	17,184	6,963	3,382	2,992	390	11,134	6,456	4,678	1,507	1,461	46
		U	11,388	7,039	4,349	6,089	5,174	915	181	167	14	217	128	89	156	150	6
1	Karikal Commune	T	13,562	8,610	4,952	9,333	7,265	2,068	390	342	48	1,377	704	673	700	687	13
		R	2,174	1,571	603	3,244	2,091	1,153	209	175	34	1,160	576	584	544	537	7
		U	11,388	7,039	4,349	6,089	5,174	915	181	167	14	217	128	89	156	150	6
	Karikal (M. C.)	U	11,388	7,039	4,349	6,089	5,174	915	181	167	14	217	128	89	156	150	6
2	Tirunallar Commune	R	5,883	4,224	1,659	6,480	4,901	1,579	1,406	1,237	169	2,761	1,699	1,062	228	200	28
3	Neravy Commune	R	3,555	2,600	955	3,582	2,678	904	493	443	50	1,774	1,060	714	161	160	1
4	Nedungadu Commune	R	2,389	1,735	654	3,606	2,384	1,222	510	462	48	2,516	1,405	1,111	46	46	...
5	Kottucherry Commune	R	2,827	2,108	719	3,745	2,570	1,175	436	401	35	1,731	1,003	728	206	206	...
6	Grand'Aldee Commune	R	3,950	2,678	1,272	3,490	2,560	930	328	274	54	1,192	713	479	322	312	10
3	**Mahe Area**	T	12,139	6,423	5,716	4,871	3,708	1,163	227	159	68	196	47	149	645	606	39
		R	7,108	3,810	3,298	2,855	2,112	743	222	155	67	190	45	145	110	102	8
		U	5,031	2,613	2,418	2,016	1,596	420	5	4	1	6	2	4	535	504	31
1	Mahe Commune	T	12,139	6,423	5,716	4,871	3,708	1,163	227	159	68	196	47	149	645	606	39
		R	7.108	3,810	3,298	2,855	2,112	743	222	155	67	190	45	145	110	102	8
		U	5,031	2,613	2,418	2,016	1,596	420	5	4	1	6	2	4	535	504	31
	Mahe (M. C.)	U	5,031	2,613	2,418	2,016	1,596	420	5	4	1	6	2	4	535	504	31
4	**Yanam Area**	T	2,742	1,640	1,102	2,801	1,960	841	431	348	83	167	106	61	307	305	2
		R	...	...	...	...	...	...	...	...	...	...	...	...	...	...	...
		U	2,742	1,640	1,102	2,801	1,960	841	431	348	83	167	106	61	307	305	2
	Yanam (M. C.)	U	2,742	1,640	1,102	2,801	1,960	841	431	348	83	167	106	61	307	305	2

UNION PRIMARY CENSUS ABSTRACT *(Contd.)*

Sl. No.	State / Area / Commune / Town		IV At Household Industry			V In Manufacturing other than Household Industry			VI In Construction			VII In Trade and Commerce		
			Persons	Males	Females	Persons	Males	Females	Persons	Males	Females	Persons	Males	Females
1	2		30	31	32	33	34	35	36	37	38	39	40	41
	PONDICHERRY STATE	T	7,506	4,244	3,262	17,317	15,300	2,017	3,659	3,463	196	13,352	10,127	3,225
		R	5,356	3,153	2,203	13,074	11,329	1,745	2,696	2,563	133	8,403	5,645	2,758
		U	2,150	1,091	1,059	4,243	3,971	272	963	900	63	4,949	4,482	467
1	**Pondicherry Area**	T	5,881	3,402	2,479	14,626	12,705	1,921	2,813	2,655	158	8,326	6,225	2,101
		R	4,265	2,596	1,669	11,616	9,908	1,708	2,194	2,079	115	5,436	3,582	1,854
		U	1,616	806	810	3,010	2,797	213	619	576	43	2,890	2,643	247
1	Pondicherry Commune	T	1,775	857	918	5,124	4,536	588	1,019	937	82	3,707	3,060	647
		R	159	51	108	2,114	1,739	375	400	361	39	817	417	400
		U	1,616	806	810	3,010	2,797	213	619	576	43	2,890	2,643	247
	Pondicherry (M. C.)	U	220	122	98	2,211	2,073	138	416	402	14	2,015	1,881	134
	Muthialpet (M. C.)	U	1,396	684	712	799	724	75	203	174	29	875	762	113
2	Ariankuppam Commune	R	138	60	78	1,091	985	106	191	189	2	848	334	514
3	Mudaliarpet Commune	R	213	139	74	4,382	3,601	781	266	241	25	823	711	112
4	Ozhukarai Commune	R	1,861	1,158	703	2,672	2,278	394	935	892	43	1,293	957	336
5	Mannadipet Commune	R	501	341	160	166	161	5	48	48	...	331	274	57
6	Villianur Commune	R	631	418	213	682	653	29	209	203	6	688	515	173
7	Bahour Commune	R	300	153	147	310	292	18	97	97	...	416	229	187
8	Nettapakkam Commune	R	462	276	186	199	199	...	48	48	...	220	145	75
2	**Karikal Area**	T	906	393	513	1,956	1,876	80	762	727	35	4,117	3,139	978
		R	741	317	424	1,007	975	32	468	450	18	2,623	1,734	889
		U	165	76	89	949	901	48	294	277	17	1,494	1,405	89
1	Karikal Commune	T	247	85	162	1,154	1,088	66	358	339	19	2,086	1,613	473
		R	82	9	73	205	187	18	64	62	2	592	208	384
		U	165	76	89	949	901	48	294	277	17	1,494	1,405	89
	Karikal (M. C.)	U	165	76	89	949	901	48	294	277	17	1,494	1,405	89
2	Tirunallar Commune	R	179	105	74	188	187	1	81	81	...	536	480	56
3	Neravy Commune	R	59	32	27	171	167	4	135	122	13	322	270	52
4	Nedungadu Commune	R	46	37	9	65	64	1	42	40	2	154	140	14
5	Kottucherry Commune	R	268	90	178	145	143	2	43	42	1	475	276	199
6	Grand'Aldee Commune	R	107	44	63	233	227	6	103	103	...	544	360	184
3	**Mahe Area**	T	369	251	118	649	635	14	61	61	...	632	607	25
		R	350	240	110	451	446	5	34	34	...	344	329	15
		U	19	11	8	198	189	9	27	27	...	288	278	10
1	Mahe Commune	T	369	251	118	649	635	14	61	61	...	632	607	25
		R	350	240	110	451	446	5	34	34	...	344	329	15
		U	19	11	8	198	189	9	27	27	...	288	278	10
	Mahe (M. C.)	U	19	11	8	198	189	9	27	27	...	288	278	10
4	**Yanam Area**	T	350	198	152	86	84	2	23	20	3	277	156	121
		R	...	...	...	...	...	...	...	...	...	...	...	...
		U	350	198	152	86	84	2	23	20	3	277	156	121
	Yanam (M. C.)	U	350	198	152	86	84	2	23	20	3	277	156	121

UNION PRIMARY CENSUS ABSTRACT (*Concld.*)

Sl. No.	State / Area / Commune / Town		VIII In Transport, Storage and Communications			IX In Other Services			X Non-Workers		
			Persons	Males	Females	Persons	Males	Females	Persons	Males	Females
			42	43	44	45	46	47	48	49	50
	PONDICHERRY STATE	T	3,279	3,264	15	24,718	18,050	6,668	230,709	82,252	148,457
		R	1,834	1,825	9	14,638	10,880	3,758	167,944	60,015	107,929
		U	1,445	1,439	6	10,080	7,170	2,910	62,765	22,237	40,528
1	**Pondicherry Area**	T	2,458	2,446	12	16,369	11,914	4,455	158,099	56,981	101,118
		R	1,438	1,431	7	10,595	7,714	2,881	121,663	43,812	77,851
		U	1,020	1,015	5	5,774	4,200	1,574	36,436	13,169	23,267
1	Pondicherry Commune	T	1,685	1,677	8	7,605	5,568	2,037	51,019	18,461	32,558
		R	665	662	3	1,831	1,368	463	14,583	5,292	9,291
		U	1,020	1,015	5	5,774	4,200	1,574	36,436	13,169	23,267
	Pondicherry (M. C.)	U	901	898	3	5,088	3,637	1,451	29,300	10,748	18,552
	Muthialpet (M. C.)	U	119	117	2	686	563	123	7,136	2,421	4,715
2	Ariankuppam Commune	R	79	79	...	1,047	746	301	12,297	4,345	7,952
3	Mudaliarpet Commune	R	197	196	1	1,105	943	162	18,538	6,640	11,898
4	Ozhukarai Commune	R	238	238	...	1,676	1,299	377	23,918	8,769	15,149
5	Mannadipet Commune	R	47	47	...	1,620	1,118	502	13,661	4,809	8,852
6	Villianur Commune	R	139	136	3	1,337	959	378	16,835	5,976	10,859
7	Bahour Commune	R	29	29	...	1,363	865	498	13,283	4,769	8,514
8	Nettapakkam Commune	R	44	44	...	616	416	200	8,548	3,212	5,336
2	**Karikal Area**	T	625	622	3	5,293	4,247	1,046	53,765	18,501	35,264
		R	365	363	2	2,920	2,436	484	37,602	13,054	24,548
		U	260	259	1	2,373	1,811	562	16,163	5,447	10,716
1	Karikal Commune	T	317	316	1	2,704	2,091	613	19,976	6,860	13,116
		R	57	57	...	331	280	51	3,813	1,413	2,400
		U	260	259	1	2,373	1,811	562	16,163	5,447	10,716
	Karikal (M. C.)	U	260	259	1	2,373	1,811	562	16,163	5,447	10,716
2	Tirunallar Commune	R	82	81	1	1,019	831	188	11,155	3,653	7,502
3	Neravy Commune	R	66	66	...	401	358	43	6,172	2,150	4,022
4	Nedungadu Commune	R	16	16	...	211	174	37	4,578	1,617	2,961
5	Kottucherry Commune	R	60	60	...	381	349	32	5,483	2,023	3,460
6	Grand'Aldee Commune	R	84	83	1	577	444	133	6,401	2,198	4,203
3	**Mahe Area**	T	62	62	...	2,030	1,280	750	14,614	5,251	9,363
		R	31	31	...	1,123	730	393	8,679	3,149	5,530
		U	31	31	...	907	550	357	5,935	2,102	3,833
1	Mahe Commune	T	62	62	...	2,030	1,280	750	14,614	5,251	9,363
		R	31	31	...	1,123	730	393	8,679	3,149	5,530
		U	31	31	...	907	550	357	5,935	2,102	3,833
	Mahe (M. C.)	U	31	31	...	907	550	357	5,935	2,102	3,833
4	**Yanam Area**	T	134	134	...	1,026	609	417	4,231	1,519	2,712
		R	...	...	...	...	...	...	...	...	...
		U	134	134	...	1,026	609	417	4,231	1,519	2,712
	Yanam (M. C.)	U	134	134	...	1,026	609	417	4,231	1,519	2,712

SECTION II

PART II B

GENERAL ECONOMIC TABLES

PART II B

PRELIMINARY NOTE

In this section we present the General Economic Tables-B series-compiled from the data collected during the 1961 Census. The manner in which the data had been collected has been indicated in the Preliminary Note to Section I (Part II A) of this note of this volume. In the previous counts of population conducted by the French Administration for Pondicherry State, no attempt was made to classify the population on economic basis. But the 1961 Census in Pondicherry is based on the Indian system in which economic data have always played a significant role. It will be clear to the reader that this is the first time that any economic data have been collected and presented on the population of the Pondicherry State.

It is often said that a country is fortunate if it has no history behind it. In the study of the economic data of the Pondicherry State one is fortunate that no previous data are available for comparison. The basis for the present study is the division of the population into two broad categories — workers and non-workers. The classification is not based on income but only on work. Any person regularly employed in trade, profession, service or business was treated as a worker, if he or she was employed during any of the 15 days preceding the day on which he or she was enumerated, which enumeration took place during 10th February, 1961 to 28th February, 1961. In the case of a person engaged in seasonal occupations like cultivation, livestock or household industry, he was treated as a worker, if he had regular work for more than an hour throughout the day for more than a greater part of the season. A regularly employed person who was absent from work for 15 days preceding the day of enumeration due to illness or any other cause, and who would have been a worker but for that, was also treated as a worker. It was not necessary that he should do manual labour. He could also be engaged in direction, management or effective supervision. Apprentices were treated as workers, whether they received remuneration or not. A public or social worker engaged in pursuing the political aims of his party or promoting the welfare of his people also came under the category of worker. Patients in hospitals who were working before their admission into the hospital, the under-trial prisoners and persons in jail awaiting trial who were working before their arrest, were also included in the category of workers. But women engaged in household duties only, were not treated as workers. All persons engaged in any attempt of productive work were treated as workers. All others were classified as non-workers.

The workers were further divided into 9 industrial categories, two agricultural and other non-agricultural. The details of these groups will be found in Fly leaf to Table B-I. The non-workers have been divided into 8 different categories, the details of which will be found in Fly leaf to Table B-IX.

In the 1961 Census, 5 economic questions, 4 on workers and one on non-workers were included in the individual slip. Separate questions 8, 9 and 10 were put to find out whether the citizen is a cultivator or agricultural labourer or working in a household industry. No. 9 covering household industry, was divided into three parts, one on the nature of the work, the second on the nature of the household industry and the third whether one is an employer or employee. In all cases other than cultivator, agricultural labourer and household industry worker, the answer was recorded under Question 10. It was divided into 4 parts, one dealing with the

nature of the work, second the nature of the industry, profession, trade or service, third the class of worker and fourth the name of establishment. In the case of non-worker, under question No. 12, the activity of the person was recorded. They were classified under 8 groups of non-workers, namely, unemployed, never employed, students, dependents, retired persons, beggars, inmates of charitable institutions or convicts and housewives. The economic questions, as given in the individual slip with the relevant instructions issued to the enumerators have been reproduced in Appendix I. These questions were based on the individual. In this Census, information was collected on land and household industry with the household as a unit in a document called Household Schedule. This will be dealt with in Section III of this volume while presenting the Household Economic Tables.

Further, the principal and subsidiary occupations of all those having more than one occupation, have been ascertained and recorded during this Census. The work on which the major part of a person's time was spent was treated as principal work and not the work from which more of his income was derived. In the case of persons who had two occupations, the enumerator found out the principal work and marked a ring round the question against which the principal work was recorded. In the case of persons who had more than 2 occupations, the enumerator ascertained the principal work and made a ring round the relevant question and then ascertained the subsidiary work and made a tick mark on the right hand side of the question number against which the subsidiary work was recorded. Main classification of workers has been done on the basis of principal work.

Nine tables, B-I to B-IX which with their parts of A, B and C number 14, have been prepared on the basis of economic questions 8 to 12 in the Individual Slip. In addition, the village-wise Primary Census Abstract has been presented for every Commune. It contains the area of the village or town, number of houses and households, institutional population, scheduled castes, scheduled tribes, literates and the number of workers under 9 categories of livelihood classes and the number of non-workers. This abstract will be found in the Primary Census Abstract printed in Section I. The concepts used in the tables are explained in detail in Fly leaf under each table. All tables except B-VII have been based on principal work.

In Table B-VII Part A and Part B, cross tabulation of principal and secondary work in respect of certain categories of workers has been made. Table B-I furnishes sexwise and broad age-group-wise data relating to the workers in each industrial category and non-workers for rural and urban areas separately. In Table B-II, similar data relating to the urban area have been furnished for each city, town and town-group separately, arranged in the territorial order. The data of workers in each industrial category and non-workers, sexwise, by educational levels are presented for urban areas in Table B-III Part A and for rural areas in Table B-III Part B. Table B-IV has three parts. Part A furnishes the distribution of workers at Household Industry into 'employee' and 'others' and sexwise figures are furnished for each industry separately with reference to the division and major group of the Indian Standard Industrial Classification, for total, rural and urban. Part B is a complementary table relating to non-household industry, trade, business, profession or service, in which the workers have been classified under four classes namely, 'employer', 'employee', 'single worker' and 'family worker'. In Part C of the Table B-IV, the figures of total workers and that of workers at household industry and non-household industry separately have been furnished for each industry with

reference not only to the division and major group but also to the minor group of the Indian Standard Industrial Classification. In Part B and Part C, figures are furnished for total and urban only. Table B-V distributes persons at work, other than persons in the agricultural sector, i. e. other than the first two industrial categories by occupational classification with reference to division, group and family in the National Classification of Occupations. B-VI relates to the urban areas in which the workers other than that of the agricultural sector have been classified by sex, broad age groups and educational levels with reference to the occupational divisions. B-VII Part A presents sexwise data relating to the persons working principally as cultivators, agricultural labourers or at household industry and by secondary work at household industry, as cultivator or as agricultural labourer. B-VII Part B provides the industrial classification of workers in non-household industry, trade, business, profession or service who are also engaged in household industry. B-VIII and B-IX tables deal with non-workers. B-VIII Part A presents persons unemployed aged 15 and above, by sex, broad age groups and educational levels in urban area and Part B presents the corresponding data for rural areas. Table B-IX presents non-workers classified by sex, broad age groups and types of activity. The statement of tables prepared in this Census will be found in Appendix II.

APPENDIX I

The economic questions as given in the individual slip and the relevant instructions issued to the enumerators to fill up the answers are reproduced below :

Qs. 8 to 11. Working

These questions apply only to workers. A person who is working may be working as a Cultivator, as an Agricultural Labourer, at a Household Industry or may be doing any other work. You have to record the answer in questions 8, 9, 10 and 11 according as the person is working as a Cultivator or as an Agricultural Labourer or at Household Industry or doing any other work. He may be engaged in only one of the above four categories or in more than one. Thus a person can be working both as a Cultivator and an Agricultural Labourer, in which case he should be entered both in Q. 8 and Q. 9. Or, he may be working both as Cultivator and at Household Industry in which case he will be entered in Q. 8 and Q. 10. Or, he may be working in any possible combination of 8, 9, 10 and 11, in which case he will be entered in the appropriate places. Or, he may be doing just one kind of work in which case he will be entered in only one of the four Questions 8 to 11.

Detailed instructions as to how the answers should be recorded in the individual questions are given against those questions below. You should carefully study them before recording the answers. For an undertrial prisoner enumerated in a Jail he should be recorded for the work or kinds of work he was doing before he was apprehended. Similarly, for a person temporarily in a hospital or similar institution he should be recorded for the kind of work he was doing before he was admitted into hospital or institution. But for a convict in a prison or for long term inmates of penal or charitable or mental institutions, the person's previous work should not be recorded but 'I' should be recorded in Q. 12 below.

The basis of work will be satisfied in the case of seasonal work like Cultivation, Livestock, Dairying, Household Industry, etc., if the person has had some regular work of more than one hour a day throughout the greater part of the working season. In the case of regular employment in any trade, profession, service, business or commerce the basis of work will be satisfied if the person was employed during any of the fifteen days preceding the day on which you visited the household. If on the check or revisional round such a person is found to be unemployed no change in the original entry should be made. A person who is working but was absent from his work during the fifteen days preceding the day on which enumerated or even exceeding the period of fifteen days due to illness or other causes should be treated as *worker*. A person who has been offered work but has not actually joined should be treated as *non-worker. Work includes not only actual work but effective supervision and direction of work.*

Persons under training as apprentices with or without stipend or wages will be regarded as working.

An adult woman who is engaged in household duties but doing no other productive work to augment the family's resources should not be considered as working for purposes of this question. If, however, in addition to her household work she engages herself in work such as rice pounding for sale or wages, or in domestic services for wages for others or minding cattle or selling firewood or making and selling cowdung cakes or grass, etc., or any such work, she should be treated as a worker.

Persons like beggars, pensioners, agricultural or non-agricultural royalty, rent or dividend receivers, who may be earning an income but who are not participating in any productive work should not be treated as working unless they also work in Cultivation, Industry, Trade, Profession, Business or Commerce.

A public or social service worker who is actively engaged in public service activity or a political worker who is also actively engaged in furthering the political activity of his party will be regarded as a worker and entered fully in Q 11.

Q. 8. Working as Cultivator

For a person working as cultivator write C. For a person not working as cultivator and for a person not working at all put X.

For purposes of the census a person is working as cultivator if he or she is engaged either as employer, single worker or family worker in (a) cultivation of land or supervision or direction of cultivation of land owned or held from Government and (b) cultivation of land or supervision or direction of cultivation of land held from private persons or institutions for payment in money, kind or share.

A person who has given out his land to another person or persons for cultivation for money, kind or share of crop and who does not even supervise or direct cultivation of land, will not be treated as working as cultivator. Similarly, a person working in another person's land for wages in cash, kind or share such as share of the produce (Agricultural Labourer) will not be treated as cultivator in this question.

Q. 9. Working as Agricultural Labourer

Write AL for a person working as agricultural labourer, i.e., a person who works in another person's land for wages in money, kind or share such as share of produce. For others put X. The labourer should have no right or lease or contract on land on which he works. He should have been working as Agricultural Labourer in the last or current cultivating season.

Qs. 10(a) & 10 (b). Household Industry

If a person is working in a Household Industry write (1) the nature of work done by him in the Household Industry against question 10 (a) and (2) the nature of the Household Industry against question 10 (b). Otherwise put X in both questions 10 (a) and 10 (b). A Household Industry is defined as an industry conducted by the Head of the household himself and/or mainly members of the household at home or within the village in rural areas and only at home in urban areas. The industry should not be run on the scale of a registered factory. Thus the main criterion for a Household Industry is the participation of one or more members of a household in rural areas. In the urban areas the industry should be confined to the house. You should carefully keep in mind the definition of Household Industry in the rural area if you are enumerating a rural area and the definition in the urban area if you are enumerating an urban area.

A Household Industry should relate to production, processing, servicing, repairing or making and selling of goods. It does not include professions such as pleader or doctor or barber or waterman or astrologer.

A person though he may not be working in his own Household Industry may be working as a paid employee in another Household Industry. You should, therefore, enquire whether the person who is not working in his own Household Industry is working in any other Household Industry and if so, write the nature of the work done by him against question 10 (a) and the nature of the Household Industry against 10 (b).

Q. 10 (c). If Employee in Household Industry

This question will be filled up only for a person who is working as a paid employee in another person's Household Industry. In his or her case write E. E. For all others put X.

The following examples will illustrate how questions 10 (a) to 10 (c) should be filled up for persons working at Household Industry.

Q. 10 — Working at Household Industry

	(a) Nature of work	(b) Nature of Household Industry	(c) If Employee
1.	Spinning yarn	Spinning yarn in Ambar Charkha	X
2.	Dyeing and printing yarn	Handloom weaving	X
3.	Thrashing and cleaning grain	Flour making *Chakki*	X
4.	Labourer employed for crushing oil	Oil ghani	E. E.
5.	Tempering and polishing implements	Blacksmithy making agricultural implements	X
6.	Labourer employed for making and firing Kiln	Earthenware pottery	E. E.
7.	Throwing & Turning pottery	Earthenware pottery	X
8.	Making wooden doors and windows	Carpentry	X
9.	Filling gold ornaments with lac	Goldsmithy	X
10.	Labourer working hosiery machine	Hosiery	E. E.
11.	Keeping accounts	Hosiery	X
12.	Polishing and Scraping metal	Electroplating	X
13.	Labourer employed for putting iron hoop on cartwheels	Cartwheelwright	E. E.
14.	Repairing of guns	Gunsmithy	X
15.	Bee Keeping	Production of honey	X
16.	Tending cattle	Livestock raising	X

Q. 11. Doing Work other than 8, 9 or 10.

If a worker is not working as a cultivator or as an agricultural labourer or at any Household Industry write the actual work he is doing. If a person is working as a cultivator or as an agricultural labourer or at Household Industry and also does some other work (including dairying or livestock raising, orchard or plantation, etc., as distinct from cultivation of crops) which does not relate to any of the above categories, write the other work he does in this question. If he is engaged in more than one work and neither of them relates to any of the three categories mentioned above write here the work on which he devotes more time.

Q. 11(a). Nature of Work

In the case of persons not working or who work ***only*** as cultivator or as agricultural labourer or at Household Industry, put 'X'.

Describe fully the nature of the work done by the person himself. Full and precise information as to the nature of work done by the person should be given either in the vernacular or in English or in vernacular transliteration of English. At previous censuses much trouble has been caused by inadequate answers, and if you do not succeed in obtaining satisfactory information on the individual slips, you will be required to make a further visit for that purpose.

Q. 11(b). Industry, Business, Trade, Profession or Service

In the case of a person who is working and the nature of whose own work has been recorded in Question 11 (a), you should write here the nature of industry, business, trade, profession or service in which the person works.

As in the case of Question 11 (a), you should describe in detail the nature of industry, business, trade, profession or service in which the person works. Vague answers should be avoided. In the case of industries, the articles which are produced or serviced or repaired, should be given. If more than one article is produced the chief article produced or serviced or repaired should be given. In the case of business or trade the principal article of trade should be described. In the case of service describe the nature of the service to which the person's work belongs. The description should be such that it would be possible to classify the establishment in which the person is working for purposes of industrial classification of the population. The description should be either in the vernacular or in English or in vernacular transliteration of English.

In the case of a person for whom an X is put in Question 11 (a) put an X in this question also.

Important points to remember in Questions 11 (a) and 11 (b).

1. Women or children who help with work, such as rice pounding or doing domestic service for wages or minding cattle or selling firewood or making and selling cowdung cakes, grass, etc., should be described fully even if they work part-time. ***In the case of married or grown-up women who do any of the work mentioned above in addition to the usual household duties, such work should be fully described and HW written in brackets after the full description.***

2. If a person makes the articles he sells, he should be entered as maker and seller of them.

3. Wherever convenient, for complete description, the work should be expressed by the vernacular name by which it is known.

4. The following are too vague and must not be used by themselves:—

Scientist, technician, civil servant, clerk, engineer, inspector, checker, foreman, overseer, supervisor, labourer, machinist, assistant, contractor, polisher.

5. *Labourers* — For an unskilled labourer usually employed on one sort of work alone, give also the sort of work done, e. g., railway porter, market or bazar porter, labourer employed on road digging, bricklayer's labourer. If accustomed to work on various jobs, write general labourer.

6. *Machine Operators* — Always state the kind of machine giving its recognized name, if any.

7. *Shop-keepers, Retail Dealers, Shop Assistants* — If wholly or mainly engaged in selling, write, 'Dealer' (if principal) or, Shop Assistant or Salesman (if assisting) and state whether the business is wholesale or retail or both. For shop assistants and salesman in stores with several departments, state the particular department in which engaged (e. g., Ship and Railway Parts, Fans and Sewing Machines, Grocers and Confectioners.)

8. *Transport Workers* — Describe fully the nature of the transport, e. g., air transport, rail transport, transport by motor car or motor cycle, or vehicles drawn by horse, etc.

9. *Services* — For a person engaged in the Defence Services write 'Service of Central Government'.

10. If the job is known in the trade or industry by a special name, use that name. Managers, Foreman, etc., should be given the department/branch whereever applicable e. g., Sales Manager or a Manager of Hardware Department, Machine Shop Foreman or Boiler Room Foreman, etc. The following terms are insufficient by themselves:—

Manufacturer, merchant, agent, broker, refractor, dealer, engineer and iron works, etc.

11. *Domestic services* — In the case of any private servant e. g., a cook or domestic servant, write only 'private cook or domestic servant'. There is no industry in his case but in the case of persons employed in hotels, restaurants, boarding houses, institutions, etc., the words hotel, restaurant, etc., should be added.

For persons in the employ of Firms carrying on two or more businesses, if the businesses are carried on in separate premises, then the business carried on at the premises in which the person is employed should be given. If the businesses are carried on in the same premises but each has a separate organisation (i. e., they have separate records of employment, production, etc.,) then the appropriate business should be quoted. If, however, the two activities are carried on side by side then the major activity of the firm or establishment should be given.

12. *Commerce* — Special care should be taken to see that the distinction between retail and wholesale business is clear. As in industries, the goods handled should be clearly indicated.

Q. 11 (c). Class of Worker

For a person who is: —

1	an *Employer*, that is, who hires one or more persons in his work described in Q. 11(a)	write	MR
2.	an *Employee*, that is, who does his work described in Q. 11 (a) under others for wages or salary in cash or kind	write	EE
3.	a *Single Worker*, that is, who is doing his work described in Q. 11 (a) without employing others, except casually and without the help of other members of the family except casually. This will include workers working as members of co-operatives	write	SW
4.	a *Family Worker*, that is, who is doing his work described in Q. 11 (a) in own family without wages or salary in cash or kind	write	FW

For a person for whom an 'X' is put in Qs. 11 (a) and 11 (b) put an X in this question also.

Explanation:

(i) An *Employer* is a person who has to employ other persons in order to perform the work entered in Q. 11 (a). That is to say, such a person is not only responsible for his own personal work but also for giving work to others in the business mentioned in Q. 11 (a). But a person who employs domestic servants for household duties or has subordinates under him in an office where he is employed by others, is not an employer, even if he has the power to employ another person in his office on behalf of his own employer or employers.

(ii) An *Employee* is a person who usually works under some other person for salary or wages in cash or kind. There may be persons who are employed as managers, superintendents, agents, etc., and in that capacity employ or control other workers on behalf of their own employers. Such persons are only employees, as explained above, and should not be regarded as employers.

(iii) A *Single Worker* for the purpose of Q. 11 (c) is a person who works by himself but not as Head of household in a Household Industry. He is not employed by any one else and in his turn does not employ any body else, not even members of his household except casually. This definition of a *Single Worker* will include a person who works in joint partnership with one or several persons hiring no employees, and also a member of a producers' co-operative. Each one of the partners or members of such producers' co-operatives should be recorded as 'Single Worker'.

(iv) A *Family Worker* is a member who works, without receiving wages in cash or kind, in an industry, business or trade conducted mainly by members of the family and ordinarily does at least one hour of work every day during the working season. For the purpose of the entire Q. 11, such an industry should be on a scale larger than what has been covered in 'Household Industry' in Q. 10 whether run at home or away from home in town or village and even away from village in rural area and should ordinarily be in the nature of a recognised partnership, joint stock company or registered factory. For the purpose of this definition, members of a family may be drawn from beyond the limits of the household by ties of blood or marriage. The family worker may not be entitled to a share of the profits in the work of the business carried on either by the person or head of the household or other relative.

Members of the household who help solely in household duties should not be treated as family workers.

Q. 11 (d). Name of Establishment

Describe in detail the name of the factory, workshop, business house, company, shop, etc. If a person has no fixed place of work, write 'No fixed place of work'.

For a person for whom an X is put in Qs. 11 (a), 11 (b) and 11 (c) put an X in this question also.

The following examples will illustrate how Qs. 11 (a) to 11 (d) should be filled up for person doing work other than 8, 9 or 10.

Q. 11 — Doing Work other than 8, 9 or 10.

	Q. 11 (a)	Q. 11 (b)	Q. 11 (c)	Q. 11 (d)
	Nature of Work	Nature of Industry, Profession, Trade or Service	Class of Workers	Name of Establishment
1.	Cutting trees in forests	Logging in forests	EE	Forest Department of Government
2.	Hunting for fur	Hunting	SW	No fixed place of work
3.	Gardener in mango orchard	Fruit growing	EE	Master's mango orchard
4.	Paid farm labourer	Coffee plantation	EE	Muthuswamy Coffee Estate
5.	Travelling Ticket Inspector	Northern Railway	EE	Northern Railway
6.	Senior Scientific Officer	Indian Ceramic institute	EE	Indian Ceramic Institute
7.	Foreman	Kiln room in Ceramic Institute	EE	Indian Ceramic Institute
8.	Contractor	Supplying gypsum to Fertilizer Factory	MR	Sindri Fertilizer Factory
9.	Accountant	Locomotive Factory	EE	Chittaranjan Locomotives
10.	Goods porter	Railway Station porter	SW	Delhi Central Railway Station
11.	Day labourer	Road digging in Mathura Road	EE	C. P. W. D.
12.	Labourer	Assisting brick layer in house building	EE	Defence Colony, New Delhi
13.	General Labourer	No fixed job	SW	No fixed place of work
14.	Machine Operator	Electric transformer in Electric Supply Transformer Station	EE	Delhi Electric Supply Corporation
15.	Shop Assistant	Retail shop in Stationery Stores	FW	Madan Brothers
16.	Dealer	Wholesale Stores in grains and cereals	MR	Sahu and Co
17.	Salesman	Retail shop of ready made garments and hosiery	FW	Dayanand and Sons
18.	Sales Manager	Hardware Department, Kaka Agrico	EE	Kaka Agrico
19.	Boiler Room Foreman	Indian Iron and Steel Company	EE	Indian Iron and Steel Company, Burnpur

Q. 11 — Doing Work other than 8, 9 or 10 — contd.

	Q. 11 (a) Nature of Work	Q. 11 (b) Nature of Industry, Profession, Trade or Service	Q. 11 (c) Class of Workers	Q. 11 (d) Name of Establishment
20.	Air pilot	Air transport	EE	Indian Airlines Corporation
21.	Bus driver	Motor transport Service	EE	Government Motor Transport Service
22.	Manager and Proprietor	Motor Truck goods transport	MR	Prakash Transport Service
23.	Radiologist	Surgical Department of Hospital	EE	Medical College, Calcutta
24.	Plant Nutritionist	Plant Protection Research	EE	I. C. A. R. Pusa, Delhi
25.	Chemist	Sugar factory	EE	Bimla Sugar Factory
26.	Chemist	Pharmaceutical factory	EE	Akash Chemical and Pharmaceutical factory
27.	Secretary	Administrative Department of Life Insurance Corporation	EE	L. I. C., Delhi
28.	Assistant Secretary	Commerce and Industry Department, Madras.	EE	Government of Madras State
29.	Supervisor	Jewellery Works	FW	Kundan Brothers Jewellers, Jaipur
30.	Machinist	Lathe Department in Engineering Works	EE	Hooghly Docking Company
31.	Private cook or domestic servant	—	EE	Master's house
32.	Cook	Residential Hotel	EE	Ashoka Hotel, New Delhi
33.	Khansama	Boarding House and Club	EE	XYZ Club
34.	Grocer	Retail trade in grocery	SW	Home
35.	Chartered Accountant	Steel Production Factory	EE	Bhilai Steel Plant
36.	Accountant	Jute mill	EE	Howrah Jute Mill
37.	Cinema Artist	Cinema Company	EE	ABC Cinema Co
38.	Sign painter	Commercial Sign painting	EE	Rupalekha Company
39.	Canvas bag maker	Cement Company	EE	Portland Cement Co
40.	Sharebroker	Broker in tea and jute Shares	SW	ABC Share Exchange
41.	Discount broker	Discounting of bills in business House.	MR	ABC Business House Ltd
42.	Die Caster	General Engineering Works	EE	Ramachandra Enginering Co
43.	Ochre grinder	Wood paint Factory	EE	ABC Paint Factory
44.	Distillation Plant Operator	Brewery Factory	EE	Solan Breweries
45.	Grinder	Chemical Factory	EE	ABC Chemical Factory
46.	Cleaner	Steel Rerolling Works	EE	ABC Rerolling Mills
47.	Ticket Collector	Cinema House	EE	ABC Cinema
48.	Iron moulder	Iron & Steel Foundry	EE	ABC Engineering Works
49.	Foreman	Packing Department in oil mill	EE	ABC Oil Mill Company

Q. 11 — Doing Work other than 8, 9 or 10 — concld.

	Q. 11 (a) Nature of Work	Q. 11 (b) Nature of Industry, Profession, Trade or Service	Q. 11 (c) Class of Workers	Q. 11 (d) Name of Establishment
50.	Foreman	Saw mill in wagon Factory	EE	ABC Wagon Company
51.	Foundry Caster	Aluminium Factory	EE	ABC Aluminium Company
52.	Furnace man	Boiler shop, Iron foundry works	EE	ABC Iron Foundry
53.	Mono printer	Printing works	EE	Govt. Printing Press
54.	Brass turner	Small tools production	EE	ABC Small Tools Company
55.	Honorary social worker	State Social Welfare Board	SW	State Social Welfare Board
56.	Member of Parliament	Parliament	SW	Parliament, Delhi
57.	Free lance Journalist	Writing for newspapers and periodicals	SW	No fixed journal
58.	Political worker	Political work	SW	Name of party

Q. 12. Activity, if Not Working

This question will apply to a person NOT working.

Write 'X' in this question for a person who is working, that is, for whom you have recorded the work in any of the questions 8 to 11 above.

The following activities should be recorded in the case of persons NOT Working: —

1.	For a full-time student or child attending school who does no other work, such as make articles at home for sale, nor even help part-time in his own family cultivation, industry, trade or business	write	ST
2.	For a person engaged in unpaid home duties (like housewife or other adult female) who does no other work, such as make articles at home for sale or wages, nor help regularly even part-time in family cultivation, industry, trade or business	write	HW
3.	For any dependent, including an infant or child not attending school, a person permanently disabled from work because of illness or old age	write	D
4.	For a retired person who is not employed again, rentier, person living on agricultural or non-agricultural royalty, rent or dividend or any other person of independent means for securing which he does not have to work and who does no other work	write	R
5.	For a beggar, vagrant or independent woman without indication of source of income and others of unspecified source of existence	write	B
6.	For a convict in jail (an undertrial prisoner will be shown as a worker if he used to work before he was apprehended) or an inmate of a penal, mental or charitable institution	write	I
7.	For a person who has not been employed before but is seeking employment for the first time	write	NE
8.	For a person employed before but now out of employment and seeking employment	write	UN

Explanation : — If a person who does not work, cannot be readily classified in any of the above categories, put him in category 5 and write B in this question. A retired person who has taken up regular work again should not be entered in this question as he would have been entered for his new work in Questions 8 to 11.

A person who is not working but has been offered work which he has not joined should be included in item 3 and 'D' should be written. He should not be included in items 7 or 8.

APPENDIX II

List of General Economic Tables prepared in 1961 Census

1.	B - I	Workers and Non-workers classified by sex and broad age-groups.
2.	B - II	Workers and Non-workers in cities, town-groups and towns arranged territorially classified by sex and broad age-groups.
3.	B - III	*Part - A* — Industrial classification of Workers and Non-workers by educational levels in *urban* areas only.
4.	B - III	*Part - B* — Industrial classification of Workers and Non-workers by educational levels in *rural* areas only.
5.	B - IV	*Part - A* — Industrial classification by sex and class of worker of persons at work at Household Industry.
6.	B - IV	*Part - B* — Industrial classification by sex and class of worker of persons at work in Non-Household Industry, Trade, Business, Profession or Service.
7.	B - IV	*Part - C* — Industrial classification by sex and Divisions, Major Groups and Minor Groups of persons at work other than Cultivation.
8.	B - V	Occupational classification by sex of persons at work other than Cultivation.
9.	B - VI	Occupational Divisions of persons at work other than Cultivation, classified by sex, broad age-groups and educational levels in *urban* areas only.
10.	B - VII	*Part - A* — Persons working principally (i) as Cultivators (ii) as Agricultural Labourers or (iii) at Household Industry classified by sex and by secondary work (i) at Household Industry (ii) as Cultivator or (iii) as Agricultural Labourer.
11.	B - VII	*Part - B* — Industrial classification by sex of persons working in Non-Household Industry, Trade, Business, Profession or Service who are also engaged in Household Industry.
12.	B - VIII	*Part - A* — Persons unemployed aged 15 and above by sex, broad age-groups and educational levels in *urban* areas only.
13.	B - VIII	*Part - B* — Persons unemployed aged 15 and above by sex and educational levels in *rural* areas only.
14.	B - IX	Persons not at work classified by sex, broad age-groups and type of activity.

TABLE—B-1

WORKERS AND NON-WORKERS CLASSIFIED BY SEX AND BROAD AGE-GROUPS

FLY LEAF

In this table, the data relating to Workers and Non-workers have been presented sexwise and broad age-group-wise. The concept of worker and non-worker has been explained in the Preliminary Note. As indicated therein, workers have been divided into nine main industrial categories. The data have been given for each of these 9 categories separately. The broad age-groups in which the population have been divided in this table are 0-14, 15-34, 35-59 and 60 and over. These age-groups could be said to correspond to the four stages of life, which are childhood, youth, adult and old age. The data have been given for total, rural and urban areas separately.

The unit for classification of the Industrial Categories adopted for this Census is the establishment, which in turn is based on the products made or services rendered by the establishment. In the case of persons who are not employed under anyone, as is in the case of self-employed persons, they have been grouped under the classified industry to which their activity relates. In the case of others, they have been grouped under the industry in which they are employed. This scheme of division is known as Indian Standard Industrial Classification (I. S. I. C.) and is based on the International Standard Industrial Classification. We will indicate in brief how each industrial category has been defined.

Cultivator: Any person engaged in the cultivation of land or supervision or direction of cultivation of land owned or held from Government, held from private persons or institutions for payment in money, kind or share in the produce of crop has been taken to be 'cultivator'. Even if the land is not owned and only held on lease or under a variety of tenures, the person engaged in cultivation or supervision or direction of cultivation of such land, comes under the category of 'cultivator'. Cultivation includes ploughing, sowing and harvesting and does not include the growing or keeping of orchards, or groves, or working in plantations like tea, coffee, rubber, cinchona and other medicinal plants. The person who merely receives cash or crop as rent for leasing the land and does not direct or supervise cultivation will not come under the classification of 'cultivator'.

Agricultural Labourer: A person who works on another's land for wages in cash or kind without having any supervision or direction in cultivation is an agricultural labourer. A person who has worked likewise in the last or current cultivating season has been included in the category of agricultural labourer. He has no right to lease the land or to decide the crop to be sown and he does not take any responsibility in cultivation.

Mining and Quarrying: The third classification of workers relates to workers in Mining and Quarrying, Livestock, Forestry, Fishing, Hunting, Orchards and other allied activities. This also includes mining of coal, iron ores, quarrying of stones, clay, etc., production and rearing of livestock, production of plantation crops and so on.

Household Industry: Next is the Household Industry. An industry conducted by the head of the household himself or by the members of the household, at home/within the village in rural and only at home in urban areas, provided it is not on the scale of a factory, is a household industry. Any establishment using power if it employs 10 persons or more and any establishment not using power if it employs 20 or more

persons is treated as a factory. A Household Industry should have less persons employed in it than the number specified above. Most of the workers in a household industry must be members of the household. If the activities of such an establishment are confined to only buying and selling, it will not be classified as Household Industry. The activities should relate to production, processing, servicing, repairing or making and selling of goods. Persons working unpaid or as apprentices in household industry are also included in this category.

Manufacturing: Workers in manufacturing other than household industry come under the fifth category. This includes all manufacture like metals, transport equipment, textile products, food products, etc. done in establishment which cannot be classified as household industry.

Construction: Workers engaged in construction and maintenance activities come under this classification.

Trade and Commerce: The seventh group of workers relate to those engaged in the sector of "Trade and Commerce". This includes retail and wholesale trade and commercial activities like banking, money-lending, insurance, etc.

Transport, Storage and Communications: Workers engaged in the vital sector of transport which includes transport by all modes like air, sea, by land, workers in the Postal and Telephonic and other communications, workers in the maintenance of ware-houses, etc. come under this category.

Other Services: The ninth classification 'Other Services' includes workers in Government services, legal, medical, business services, personal services and also includes the general or casual labourers who do not have any fixed place of work.

Non-Workers: The term 'Non-worker' has already been defined in the Preliminary Note. The eight groups into which the non-workers have been divided are explained in detail in the Fly leaf to Table B-IX which deals with non-workers.

B–I—Workers and Non-workers Classified

State/Area	Total Rural Urban	Age-group	Total Population			Total workers	
			Persons	Males	Females	Males	Females
1	2	3	4	5	6	7	8
PONDICHERRY STATE	Total	Total	**369,079**	**183,347**	**185,732**	**101,095**	**37,275**
		0—14	135,298	67,906	67,392	3,735	1,656
		15—34	118,537	56,857	61,680	46,828	17,762
		35—59	89,862	45,946	43,916	42,236	15,608
		60+	25,316	12,612	12,704	8,289	2,246
		A. N. S.	66	26	40	7	3
	Rural	Total	**280,082**	**139,989**	**140,093**	**79,974**	**32,164**
		0—14	103,598	52,154	51,444	3,095	1,316
		15—34	89,520	43,100	46,420	36,919	15,677
		35—59	68,117	35,129	32,988	33,118	13,361
		60+	18,800	9,590	9,210	6,837	1,807
		A. N. S.	47	16	31	5	3
	Urban	Total	**88,997**	**43,358**	**45,639**	**21,121**	**5,111**
		0—14	31,700	15,752	15,948	640	340
		15—34	29,017	13,757	15,260	9,909	2,085
		35—59	21,745	10,817	10,928	9,118	2,247
		60+	6,516	3,022	3,494	1,452	439
		A. N. S.	19	10	9	2	...
PONDICHERRY AREA	Total	Total	**258,561**	**130,050**	**128,511**	**73,069**	**27,393**
		0—14	94,219	47,272	46,947	2,694	1,265
		15—34	83,346	40,743	42,603	33,994	13,069
		35—59	63,256	33,055	30,201	30,474	11,499
		60+	17,683	8,957	8,726	5,903	1,558
		A. N. S.	57	23	34	4	2
	Rural	Total	**206,799**	**104,490**	**102,309**	**60,678**	**24,458**
		0—14	76,301	38,478	37,823	2,395	1,055
		15—34	66,295	32,490	33,805	28,129	11,848
		35—59	50,376	26,419	23,957	25,042	10,231
		60+	13,788	7,089	6,699	5,109	1,322
		A. N. S.	39	14	25	3	2
	Urban	Total	**51,762**	**25,560**	**26,202**	**12,391**	**2,935**
		0—14	17,918	8,794	9,124	299	210
		15—34	17,051	8,253	8,798	5,865	1,221
		35—59	12,880	6,636	6,244	5,432	1,268
		60+	3,895	1,868	2,027	794	236
		A. N. S.	18	9	9	1	...

By Sex and Broad Age-Groups

WORKERS							
I As Cultivator		II As Agricultural Labourer		III In Mining, Quarrying, Livestock, Forestry, Fishing, Hunting and Plantations, Orchards and Allied activities		IV At Household Industry	
Males	Females	Males	Females	Males	Females	Males	Females
9	10	11	12	13	14	15	16
17,962	**4,092**	**21,386**	**17,421**	**7,299**	**379**	**4,244**	**3,262**
233	129	957	702	961	130	270	203
6,916	1,949	10,961	9,441	3,056	108	1,625	1,286
8,129	1,750	7,872	6,510	2,706	124	1,859	1,466
2,682	263	1,596	767	576	17	488	306
2	1	...	1	...	...	2	1
17,322	**3,973**	**21,120**	**17,260**	**6,137**	**325**	**3,153**	**2,203**
214	127	927	697	900	129	200	147
6,701	1,910	10,839	9,351	2,527	92	1,255	864
7,839	1,683	7,778	6,450	2,237	90	1,343	995
2,566	252	1,576	761	473	14	353	196
2	1	...	1	...	...	2	1
640	**119**	**266**	**161**	**1,162**	**54**	**1,091**	**1,059**
19	2	30	5	61	1	70	56
215	39	122	90	529	16	370	422
290	67	94	60	469	34	516	471
116	11	20	6	103	3	135	110
...	...	...	...	...	...	...	...
14,296	**3,537**	**14,649**	**12,444**	**4,777**	**286**	**3,402**	**2,479**
196	118	646	523	769	127	210	161
5,687	1,695	7,478	6,773	2,004	77	1,262	919
6,333	1,504	5,389	4,633	1,677	71	1,523	1,165
2,079	220	1,136	514	327	11	405	233
1	...	...	1	...	...	2	1
14,175	**3,516**	**14,619**	**12,437**	**4,574**	**271**	**2,596**	**1,669**
196	118	645	522	768	126	184	112
5,661	1,693	7,461	6,769	1,911	72	1,011	602
6,262	1,489	5,379	4,632	1,584	64	1,107	801
2,055	216	1,134	513	311	9	292	153
1	...	...	1	...	...	2	1
121	**21**	**30**	**7**	**203**	**15**	**806**	**810**
...	...	1	1	1	1	26	49
26	2	17	4	93	5	251	317
71	15	10	1	93	7	416	364
24	4	2	1	16	2	113	80
...	...	...	...	...	...	...	...

B-I—Workers and Non-workers Classified

State/Area	Total Rural Urban	Age-group	WORKERS V In Manufacturing other than Household Industry		WORKERS VI In Construction	
			Males	Females	Males	Females
			17	18	19	20
PONDICHERRY STATE	Total	Total	**15,300**	**2,017**	**3,463**	**196**
		0—14	427	18	125	12
		15—34	7,464	800	1,708	92
		35—59	6,710	1,142	1,408	88
		60+	698	57	222	4
		A. N. S.	1	...	...	...
	Rural	Total	**11,329**	**1,745**	**2,563**	**133**
		0—14	283	13	113	9
		15—34	5,481	668	1,264	66
		35—59	5,066	1,023	1,026	57
		60+	498	41	160	1
		A. N. S.	1	...	...	...
	Urban	Total	**3,971**	**272**	**900**	**63**
		0—14	144	5	12	3
		15—34	1,983	132	444	26
		35—59	1,644	119	382	31
		60+	200	16	62	3
		A. N. S.	...	...	...	...
PONDICHERRY AREA	Total	Total	**12,705**	**1,921**	**2,655**	**158**
		0—14	303	17	86	10
		15—34	6,139	751	1,336	75
		35—59	5,684	1,102	1,072	70
		60+	579	51	161	3
		A. N. S.	...	...	...	...
	Rural	Total	**9,908**	**1,708**	**2,079**	**115**
		0—14	208	13	78	7
		15—34	4,755	649	1,057	56
		35—59	4,517	1,007	822	51
		60+	428	39	122	1
		A. N. S.	...	...	...	...
	Urban	Total	**2,797**	**213**	**576**	**43**
		0—14	95	4	8	3
		15—34	1,384	102	279	19
		35—59	1,167	95	250	19
		60+	151	12	39	2
		A. N. S.	...	...	...	...

By Sex and Broad Age-Groups—(Contd.)

WORKERS							
VII		VIII		IX		X	
In Trade and Commerce		*In Transport, Storage and Communications*		*In Other Services*		*Non-workers*	
Males	Females	Males	Females	Males	Females	Males	Females
21	22	23	24	25	26	27	28
10,127	**3,225**	**3,264**	**15**	**18,050**	**6,668**	**82,252**	**148,457**
291	38	27	...	444	424	64,171	65,736
4,661	981	1,632	3	8,805	3,102	10,029	43,918
4,415	1,802	1,445	11	7,692	2,715	3,710	28,308
759	404	160	1	1,108	427	4,323	10,458
1	...	...	...	1	...	19	37
5,645	**2,758**	**1,825**	**9**	**10,880**	**3,758**	**60,015**	**107,929**
186	26	6	...	266	163	49,059	50,128
2,614	868	915	1	5,323	1,857	6,181	30,743
2,437	1,542	815	8	4,577	1,513	2,011	19,627
408	322	89	...	714	220	2,753	7,403
...	...	...	...	...	...	11	28
4,482	**467**	**1,439**	**6**	**7,170**	**2,910**	**22,237**	**40,528**
105	12	21	...	178	256	15,112	15,608
2,047	113	717	2	3,482	1,245	3,848	13,175
1,978	260	630	3	3,115	1,202	1,699	8,681
351	82	71	1	394	207	1,570	3,055
1	...	...	...	1	...	8	9
6,225	**2,101**	**2,446**	**12**	**11,914**	**4,455**	**56,981**	**101,118**
203	37	22	...	259	272	44,578	45,682
2,856	625	1,258	3	5,974	2,151	6,749	29,534
2,716	1,178	1,052	8	5,028	1,768	2,581	18,702
450	261	114	1	652	264	3,054	7,168
...	...	...	...	1	...	19	32
3,582	**1,854**	**1,431**	**7**	**7,714**	**2,881**	**43,812**	**77,851**
133	26	6	...	177	131	36,083	36,768
1,665	564	727	1	3,881	1,442	4,361	21,957
1,540	1,038	629	6	3,202	1,143	1,377	13,726
244	226	69	...	454	165	1,980	5,377
...	...	...	...	...	...	11	23
2,643	**247**	**1,015**	**5**	**4,200**	**1,574**	**13,169**	**23,267**
70	11	16	...	82	141	8,495	8,914
1,191	61	531	2	2,093	709	2,388	7,577
1,176	140	423	2	1,826	625	1,204	4,976
206	35	45	1	198	99	1,074	1,791
...	...	...	...	1	...	8	9

B-I—Workers and Non-workers Classified

State/Area	Total Rural Urban	Age-group	Total Population			Total workers	
			Persons	Males	Females	Males	Females
1	2	3	4	5	6	7	8
KARIKAL AREA	Total	Total	**84,001**	**40,859**	**43,142**	**22,358**	**7,878**
		0—14	30,356	15,238	15,118	751	254
		15—34	27,088	12,545	14,543	10,274	3,780
		35—59	20,741	10,265	10,476	9,407	3,305
		60+	5,809	2,809	3,000	1,924	538
		A. N. S.	7	2	5	2	1
	Rural	Total	**61,749**	**30,238**	**31,511**	**17,184**	**6,963**
		0—14	22,432	11,235	11,197	622	227
		15—34	19,888	9,241	10,647	7,871	3,482
		35—59	15,223	7,640	7,583	7,140	2,810
		60+	4,199	2,120	2,079	1,549	443
		A. N. S.	7	2	5	2	1
	Urban	Total	**22,252**	**10,621**	**11,631**	**5,174**	**915**
		0—14	7,924	4,003	3,921	129	27
		15—34	7,200	3,304	3,896	2,403	298
		35—59	5,518	2,625	2,893	2,267	495
		60+	1,610	689	921	375	95
		A. N. S.	...	...	...	...	...
MAHE AREA	Total	Total	**19,485**	**8,959**	**10,526**	**3,708**	**1,163**
		0—14	7,973	4,007	3,966	134	104
		15—34	5,846	2,459	3,387	1,635	519
		35—59	4,317	1,862	2,455	1,638	476
		60+	1,347	630	717	300	64
		A. N. S.	2	1	1	1	...
	Rural	Total	**11,534**	**5,261**	**6,273**	**2,112**	**743**
		0—14	4,865	2,441	2,424	78	34
		15—34	3,337	1,369	1,968	919	347
		35—59	2,518	1,070	1,448	936	320
		60+	813	381	432	179	42
		A. N. S.	1	...	1	...	...
	Urban	Total	**7,951**	**3,698**	**4,253**	**1,596**	**420**
		0—14	3,108	1,566	1,542	56	70
		15—34	2,509	1,090	1,419	716	172
		35—59	1,799	792	1,007	702	156
		60+	534	249	285	121	22
		A. N. S.	1	1	...	1	...
YANAM AREA	Total	Total	**7,032**	**3,479**	**3,553**	**1,960**	**841**
	and	0—14	2,750	1,389	1,361	156	33
	Urban	15—34	2,257	1,110	1,147	925	394
		35—59	1,548	764	784	717	328
		60+	477	216	261	162	86
		A. N. S.	...	...	...	...	...

By Sex and Broad Age-Groups—(Contd.)

WORKERS							
I As Cultivator		II As Agricultural Labourer		III In Mining, Quarrying, Livestock, Forestry, Fishing, Hunting and Plantations, Orchards and Allied activities		IV At Household Industry	
Males	Females	Males	Females	Males	Females	Males	Females
9	10	11	12	13	74	15	16
3,159	**404**	**6,584**	**4,767**	**1,611**	**52**	**393**	**513**
18	9	284	175	143	3	8	25
1,059	195	3,413	2,577	660	22	140	226
1,571	174	2,440	1,775	647	24	194	209
510	25	447	240	161	3	51	53
1	1	...	...	...	...	...	...
2,992	**390**	**6,456**	**4,678**	**1,461**	**46**	**317**	**424**
18	9	282	174	132	3	7	24
1,015	194	3,358	2,529	592	19	112	202
1,487	163	2,381	1,737	589	21	153	161
471	23	435	238	148	3	45	37
1	1	...	...	...	...	...	...
167	**14**	**128**	**89**	**150**	**6**	**76**	**89**
...	...	2	1	11	...	1	1
44	1	55	48	68	3	28	24
84	11	59	38	58	3	41	48
39	2	12	2	13	...	6	16
...	...	...	...	...	...	...	...
159	**68**	**47**	**149**	**606**	**39**	**251**	**118**
...	...	...	1	9	...	12	11
26	23	21	55	259	9	134	63
93	31	19	83	271	27	88	38
40	14	7	10	67	3	17	6
...	...	...	...	...	...	...	...
155	**67**	**45**	**145**	**102**	**8**	**240**	**110**
...	...	...	1	...	...	9	11
25	23	20	53	24	1	132	60
90	31	18	81	64	5	83	33
40	13	7	10	14	2	16	6
...	...	...	...	...	...	...	...
4	**1**	**2**	**4**	**504**	**31**	**11**	**8**
...	...	...	...	9	...	3	...
1	...	1	2	235	8	2	3
3	...	1	2	207	22	5	5
...	1	...	...	53	1	1	...
...	...	...	...	...	...	...	...
348	**83**	**106**	**61**	**305**	**2**	**198**	**152**
19	2	27	3	40	...	40	6
144	36	49	36	133	...	89	78
132	41	24	19	111	2	54	54
53	4	6	3	21	...	15	14
...	...	...	...	...	...	...	...

B-I—Workers and Non-workers Classified

State/Area	Total Rural Urban	Age-group	WORKERS V In Manufacturing Other than Household Industry Males	WORKERS V In Manufacturing Other than Household Industry Females	WORKERS VI In Construction Males	WORKERS VI In Construction Females
			17	18	19	20
KARIKAL AREA	Total	Total	**1,876**	**80**	**727**	**35**
		0–14	66	...	39	2
		15—34	931	39	339	17
		35—59	785	37	294	16
		60+	93	4	55	...
		A. N. S.	1	...	...	...
	Rural	Total	**975**	**32**	**450**	**18**
		0—14	29	..	35	2
		15—34	477	16	193	10
		35—59	413	14	185	6
		60+	55	2	37	...
		A. N. S.	1	...	...	...
	Urban	Total	**901**	**48**	**277**	**17**
		0—14	37	...	4	...
		15—34	454	23	146	7
		35—59	372	23	109	10
		60+	38	2	18	...
		A. N. S.	...	...	...	...
MAHE AREA	Total	Total	**635**	**14**	**61**	...
		0—14	51	1	...	...
		15—34	347	9	23	...
		35—59	215	3	35	...
		60+	22	1	3	...
		A. N. S.	...	...	...	...
	Rural	Total	**446**	**5**	**34**	...
		0—14	46	...	...	...
		15—34	249	3	14	...
		35—59	136	2	19	...
		60+	15	...	1	...
		A. N. S.	...	...	...	...
	Urban	Total	**189**	**9**	**27**	...
		0—14	5	1	...	...
		15—34	98	6	9	...
		35—59	79	1	16	...
		60+	7	1	2	...
		A. N. S.	...	...	...	...
YANAM AREA	Total	Total	**84**	**2**	**20**	**3**
	and	0—14	7	...	...	...
	Urban	15—34	47	1	10	...
		35—59	26	...	7	2
		60+	4	1	3	1
		A. N. S.	...	...	...	...

By Sex and Broad Age-Groups—(Concld.)

WORKERS							
VII		VIII		IX		X	
In Trade and Commerce		In Transport, Storage and Communications		In Other Services		Non-workers	
Males	Females	Males	Females	Males	Females	Males	Females
21	22	23	24	25	26	27	28
3,139	**978**	**622**	**3**	**4,247**	**1,046**	**18,501**	**35,264**
76	...	...	...	117	40	14,487	14,864
1,459	309	290	...	1,983	395	2,271	10,763
1,363	556	298	3	1,815	511	858	7,171
241	113	34	...	332	100	885	2,462
...	...	...	...	...	...	...	4
1,734	**889**	**363**	**2**	**2,436**	**484**	**13,054**	**24,548**
47	...	...		72	15	10,613	10,970
796	300	180	...	1,148	212	1,370	7,165
756	494	165	2	1,011	212	500	4,773
135	95	18	...	205	45	571	1,636
...	...	...	...	...	...	...	4
1,405	**89**	**259**	**1**	**1,811**	**562**	**5,447**	**10,716**
29	...	...	...	45	25	3,874	3,894
663	9	110	...	835	183	901	3,598
607	62	133	1	804	299	358	2,398
106	18	16	...	127	55	314	826
...	...	...	...	...	...	...	...
607	**25**	**62**	**...**	**1,280**	**750**	**5,251**	**9,363**
8	...	...	...	54	91	3,873	3,862
267	4	21	...	537	356	824	2,868
276	17	36	...	605	277	224	1,979
55	4	5	...	84	26	330	653
1	...	...	...	...	...	...	1
329	**15**	**31**	**...**	**730**	**393**	**3,149**	**5,530**
6	...	...	...	17	22	2,363	2,390
153	4	8	...	294	203	450	1,621
141	10	21	...	364	158	134	1,128
29	1	2	...	55	10	202	390
...	...	...	...	...	...	...	1
278	**10**	**31**	**...**	**550**	**357**	**2,102**	**3,833**
2	...	...	...	37	69	1,510	1,472
114	...	13	...	243	153	374	1,247
135	7	15	...	241	119	90	851
26	3	3	...	29	16	128	263
1	...	...	...	...	...	...	...
156	**121**	**134**	**...**	**609**	**417**	**1,519**	**2,712**
4	1	5	...	14	21	1,233	1,328
79	43	63	...	311	200	185	753
60	51	59	...	244	159	47	456
13	26	7	...	40	37	54	175
...	...	...	...	...	...	...	...

TABLE B-II

Workers and Non-workers in Cities, Town-groups and Towns arranged Territorially Classified by Sex and Broad Age-Groups

FLY LEAF

This table presents data on the 5 towns of Pondicherry State relating to the particulars of workers in each category and of the Non-workers by sex and broad age-groups. It is a reproduction of the data relating to the urban area presented in table B—I. The terms worker and Non-worker have been defined in Fly leaf to table B—I. As far as Pondicherry State in concerned, there are only 5 urban units and they are the municipalities of the State, namely, Pondicherry, Muthialpet, Karikal, Mahe and Yanam. According to the All-India definition of urban area, in addition to the Municipalities, cantonments and townships, all places which had a population of not less than 5,000 and in which 75% of the male population depended on non-agricultural activities for their livelihood and which had a density of 1,000 persons per square mile can be declared as urban area. Actually no area satisfying these conditions was found in Pondicherry. In the All-India classification, towns have been graded into 6 classes. Towns having a population of 1,00,000 were classified as I Class, towns having a population of 50,000 and over, but less than 1,00,000 were classified as II Class, towns having a population of 20,000 to 49,999 as III Class, towns with a population of 10,000 to 19,999 as IV Class, towns with a population of 5,000 to 9,999 as V Class and towns with a population of less than 5,000 as VI Class. No towns falling under Class I, II and VI are found in Pondicherry State. Pondicherry and Karikal towns belong to Class III, Muthialpet to Class IV and Mahe and Yanam to Class V.

B-II—Workers and Non-Workers in Cities, Town-Groups and Towns Arranged

State/Area	Name of Town	Age-group	Total Population		
			Persons	Males	Females
1	2	3	4	5	6
PONDICHERRY		Total	**88,997**	**43,358**	**45,639**
STATE		0—14	31,700	15,752	15,948
		15—34	29,017	13,757	15,260
		35—59	21,745	10,817	10,928
		60+	6,516	3,022	3,494
		A. N. S.	19	10	9
PONDICHERRY		Total	**51,762**	**25,560**	**26,202**
AREA		0—14	17,918	8,794	9,124
		15—34	17,051	8,253	8,798
		35—59	12,880	6,636	6,244
		60+	3,895	1,868	2,027
		A. N. S.	18	9	9
	Pondicherry	Total	**40,421**	**20,003**	**20,418**
		0—14	13,828	6,803	7,025
		15—34	13,448	6,546	6,902
		35—59	10,042	5,160	4,882
		60+	3,088	1,486	1,602
		A. N. S.	15	8	7
	Muthialpet	Total	**11,341**	**5,557**	**5,784**
		0—14	4,090	1,991	2,099
		15—34	3,603	1,707	1,896
		35—59	2,838	1,476	1,362
		60+	807	382	425
		A. N. S.	3	1	2
KARIKAL		Total	**22,252**	**10,621**	**11,631**
AREA		0—14	7,924	4,003	3,921
		15—34	7,200	3,304	3,896
		35—59	5,518	2,625	2,893
		60+	1,610	689	921
		A. N. S.	...	...	...
	Karikal	Total	**22,252**	**10,621**	**11,631**
		0—14	7,924	4,003	3,921
		15—34	7,200	3,304	3,896
		35—59	5,518	2,625	2,893
		60+	1,610	689	921
		A. N. S.	...	...	...

Territorially Classified by Sex and Broad Age-Groups

Total workers		WORKERS							
		I As Cultivator		II As Agricultural Labourer		III In Mining, Quarrying, Livestock, Forestry, Fishing, Hunting and Plantations, Orchards and Allied activities		IV At Household Industry	
Males	Females	Males	Females	Males	Females	Males	Females	Males	Females
7	8	9	10	11	12	13	14	15	16
21,121	**5,111**	**640**	**119**	**266**	**161**	**1,162**	**54**	**1,091**	**1,059**
640	340	19	2	30	5	61	1	70	56
9,909	2,085	215	39	122	90	529	16	370	422
9,118	**2,247**	**290**	**67**	**94**	**60**	**469**	**34**	**516**	**471**
1,452	439	116	11	20	6	103	3	135	110
2	...	...	...	...	...	...	...	...	...
12,391	**2,935**	**121**	**21**	**30**	**7**	**203**	**15**	**806**	**810**
299	210	...	...	1	1	1	1	26	49
5,865	1,221	26	2	17	4	93	5	251	317
5,432	1,268	71	15	10	1	93	7	416	364
794	236	24	4	2	1	16	2	113	80
1	...	...	...	...	...	...	...	...	...
9,255	**1,866**	**83**	**20**	**17**	**1**	**142**	**7**	**122**	**98**
180	147	...	...	...	...	...	1	4	4
4,449	799	19	2	12	1	69	3	42	28
4,064	772	48	15	4	...	63	3	61	43
561	148	16	3	1	...	10	...	15	23
1	...	...	...	...	...	...	...	...	...
3,136	**1,069**	**38**	**1**	**13**	**6**	**61**	**8**	**684**	**712**
119	63	...	...	1	1	1	...	22	45
1,416	422	7	...	5	3	24	2	209	289
1,368	496	23	...	6	1	30	4	355	321
233	88	8	1	1	1	6	2	98	57
...	...	...	...	...	...	...	...	...	...
5,174	**915**	**167**	**14**	**128**	**89**	**150**	**6**	**76**	**89**
129	27	...	...	2	1	11	...	1	1
2,403	298	44	1	55	48	68	3	28	24
2,267	495	84	11	59	38	58	3	41	48
375	95	39	2	12	2	13	...	6	16
...	...	...	...	...	...	...	...	...	...
5,174	**915**	**167**	**14**	**128**	**89**	**150**	**6**	**76**	**89**
129	27	...	...	2	1	11	...	1	1
2,403	298	44	1	55	48	68	3	28	24
2,267	495	84	11	59	38	58	3	41	48
375	95	39	2	12	2	13	...	6	16
...	...	...	...	...	...	...	...	...	...

B-II—Workers and Non-workers in Cities, Town-Groups and Towns Arranged

State/Area	Name of Town	Age-group	WORKERS			
			V		V	
			In Manufacturing other than Household Industry		In Constructid	
			Males 17	Females 18	Males 19	Females 20
PONDICHERRY		Total	**3,971**	**272**	**900**	**63**
STATE		0—14	144	5	12	3
		15—34	1,983	132	444	26
		35—59	1,644	119	382	31
		60+	200	16	62	3
		A. N. S.	...	...	...	...
PONDICHERRY		Total	**2,797**	**213**	**576**	**43**
AREA		0—14	95	4	8	3
		15—34	1,384	102	279	19
		35—59	1,167	95	250	19
		60+	151	12	39	2
		A. N. S.	...	...	...	...
	Pondicherry	Total	**2,073**	**138**	**402**	**14**
		0—14	52	1	5	1
		15—34	1,016	67	202	8
		35—59	886	60	170	4
		60+	119	10	25	1
		A. N. S.	...	...	...	...
	Muthialpet	Total	**724**	**75**	**174**	**29**
		0—14	43	3	3	2
		15—34	368	35	77	11
		35—59	281	35	80	15
		60+	32	2	14	1
		A. N. S.	...	...	...	...
KARIKAL		Total	**901**	**48**	**277**	**17**
AREA		0—14	37	...	4	...
		15—34	454	23	146	7
		35—59	372	23	109	10
		60+	38	2	18	...
		A. N. S.	...	...	...	...
	Karikal	Total	**901**	**48**	**277**	**17**
		0—14	37	...	4	...
		15—34	454	23	146	7
		35—59	372	23	109	10
		60+	38	2	18	...
		A. N. S.	...	...	...	...

Territorially Classified by Sex and Broad Age-Groups—(Contd.)

WORKERS							
VII		VIII		IX		X	
In Trade and Commerce		In Transport, Storage and Communications		In Other Services		Non-workers	
Males 21	Females 22	Males 23	Females 24	Males 25	Females 26	Males 27	Females 28
4,482	**467**	**1,439**	**6**	**7,170**	**2,910**	**22,237**	**40,528**
105	12	21	...	178	256	15,112	15,608
2,047	113	717	2	3,482	1,245	3,848	13,175
1,978	260	630	3	3,115	1,202	1,699	8,681
351	82	71	1	394	207	1,570	3,055
1	...	...	...	1	...	8	9
2,643	**247**	**1,015**	**5**	**4,200**	**1,574**	**13,169**	**23,267**
70	11	16	...	82	141	8,495	8,914
1,191	61	531	2	2,093	709	2,388	7,577
1,176	140	423	2	1,826	625	1,204	4,976
206	35	45	1	198	99	1,074	1,791
...	...	...	...	1	...	8	9
1,881	**134**	**898**	**3**	**3,637**	**1,451**	**10,748**	**18,552**
31	2	16	...	72	138	6,623	6,878
806	30	471	1	1,812	659	2,097	6,103
876	79	371	1	1,585	567	1,096	4,110
168	23	40	1	167	87	925	1,454
...	...	...	...	1	...	7	7
762	**113**	**117**	**2**	**563**	**123**	**2,421**	**4,715**
39	9	...	...	10	3	1,872	2,036
385	31	60	1	281	50	291	1,474
300	61	52	1	241	58	108	866
38	12	5	...	31	12	149	337
...	...	...	...	...	...	1	2
1,405	**89**	**259**	**1**	**1,811**	**562**	**5,447**	**10,716**
29	...	...	...	45	25	3,874	3,894
663	9	110	...	835	183	901	3,598
607	62	133	1	804	299	358	2,398
106	18	16	...	127	55	314	826
...	...	...	...	...	...	...	...
1,405	**89**	**259**	**1**	**1,811**	**562**	**5,447**	**10,716**
29	...	...	...	45	25	3,874	3,894
663	9	110	...	835	183	901	3,598
607	62	133	1	804	299	358	2,398
106	18	16	...	127	55	314	826
...	...	...	...	...	...	...	...

B-II—Workers and Non-Workers in Cities, Town-Groups And Towns Arranged

State / Area	Name of Town	Age-group	Total Population			Total Workers		WORKERS I As Cultivator	
			Persons	Males	Females	Males	Females	Males	Females
1	2	3	4	5	6	7	8	9	10
MAHE		**Total**	**7,951**	**3,698**	**4,253**	**1,596**	**420**	**4**	**1**
AREA		0—14	3,108	1,566	1,542	56	70	...	...
		15—34	2,509	1,090	1,419	716	172	1	...
		35—59	1,799	792	1,007	702	156	3	...
		60+	534	249	285	121	22	...	1
		A. N. S.	1	1	...	1	...	...	...
	Mahe	Total	**7,951**	**3,698**	**4,253**	**1,596**	**420**	**4**	**1**
		0—14	3,108	1,566	1,542	56	70	...	...
		15—34	2,509	1,090	1,419	716	172	1	...
		35—59	1,799	792	1,007	702	156	3	...
		60+	534	249	285	121	22	...	1
		A. N. S.	1	1	...	1	...	...	...
YANAM		Total	7,032	3,479	3,553	1,960	841	348	83
AREA		0—14	2,750	1,389	1,361	156	33	19	2
		15—34	2,257	1,110	1,147	925	394	144	36
		35—59	1,548	764	784	717	328	132	41
		60+	477	216	261	162	86	53	4
		A. N. S.	...	...	...	...	...	...	...
	Yanam	Total	7,032	3,479	3,553	1,960	841	348	83
		0—14	2,750	1,389	1,361	156	33	19	2
		15—34	2,257	1,110	1,147	925	394	144	36
		35—59	1,548	764	784	717	328	132	41
		60+	477	216	261	162	86	53	4
		A. N. S.	...	...	...	...	...	...	...

Territorially Classified by Sex and Broad Age-Groups—(Contd.)

WORKERS											
II As Agricultural Labourer		III In Mining, quarrying, Forestry, Fishing, Hunting and Plantations, Orchards and Allied activities		IV At Household Industry		V In Manufacturing Other than Household Industry		VI In Construction		VII In Trade and Commerce	
Males	Females	Males	Females	Males	Females	Males	Females	Males	Females	Males	Females
11	12	13	14	15	16	17	18	19	20	21	22
2	**4**	**504**	**31**	**11**	**8**	**189**	**9**	**27**	...	**278**	**10**
...	...	9	...	3	...	5	1	...	...	2	...
1	2	235	8	2	3	98	6	9	...	114	...
1	2	207	22	5	5	79	1	16	...	135	7
...	...	53	1	1	...	7	1	2	...	26	3
...	...	...	...	...	...	...	...	...	...	1	...
2	**4**	**504**	**31**	**11**	**8**	**189**	**9**	**27**	...	**278**	**10**
...	...	9	...	3	...	5	1	...	...	2	...
1	2	235	8	2	3	98	6	9	...	114	...
1	2	207	22	5	5	79	1	16	...	135	7
...	...	53	1	1	...	7	1	2	...	26	3
...	...	...	...	...	...	...	...	...	...	1	...
106	**61**	**305**	**2**	**198**	**152**	**84**	**2**	**20**	**3**	**156**	**121**
27	3	40	...	40	6	7	...	...	...	4	1
49	36	133	...	89	78	47	1	10	...	79	43
24	19	111	2	54	54	26	...	7	2	60	51
6	3	21	...	15	14	4	1	3	1	13	26
...	...	...	...	...	...	...	...	...	...	...	...
106	**61**	**305**	**2**	**198**	**152**	**84**	**2**	**20**	**3**	**156**	**121**
27	3	40	...	40	6	7	...	...	...	4	1
49	36	133	...	89	78	47	1	10	...	79	43
24	19	111	2	54	54	26	...	7	2	60	51
6	3	21	...	15	14	4	1	3	1	13	26
...	...	...	...	...	...	...	...	...	...	...	...

B-II—Workers and Non-Workers in Cities, Town-Groups and Towns Arranged Territorially Classified by Sex and Broad Age-Groups—(Concld.)

State / Area	Name of Town	Age-group	WORKERS					
			VIII		IX		X	
			In Transport, Storage and Communications		In Other Services		Non-workers	
			Males	Females	Males	Females	Males	Females
			23	24	25	26	27	28
MAHE		Total	**31**	...	**550**	**357**	**2,102**	**3,833**
AREA		0—14	...	...	37	69	1,510	1,472
		15—34	13	...	243	153	374	1,247
		35—59	15	...	241	119	90	851
		60+	3	...	29	16	128	263
		A. N. S.	...	...	...	...	...	...
	Mahe	Total	**31**	...	**550**	**357**	**2,102**	**3,833**
		0—14	...	...	37	69	1,510	1,472
		15—34	13	...	243	153	374	1,247
		35—59	15	...	241	119	90	851
		60+	3	...	29	16	128	263
		A. N. S.	...	...	...	...	...	...
YANAM		Total	**134**	...	**609**	**417**	**1,519**	**2,712**
AREA		0—14	5	...	14	21	1,233	1,328
		15—34	63	...	311	200	185	753
		35—59	59	...	244	159	47	456
		60+	7	...	40	37	54	175
		A. N. S.	...	...	...	...	...	...
	Yanam	Total	**134**	...	**609**	**417**	**1,519**	**2,712**
		0—14	5	...	14	21	1,233	1,328
		15—34	63	...	311	200	185	753
		35—59	59	...	244	159	47	456
		60+	7	...	40	37	54	175
		A. N. S.	...	...	...	...	...	...

TABLE B-III

PARTS A & B

Industrial Classification of Workers and Non-workers by Educational Levels.

FLY LEAF

This table is in two parts, part—A dealing with urban areas and part-B with rural areas. It gives the educational standards for workers as well as non-workers. The figures for literates and illiterates have been given separately. The literates have been further classified into 7 Major headings in part—A and 3 Major headings in part—B. In part—B, the literates have been classified into (1) literates without educational level, (2) literates who have passed Primary or Junior Basic and (3) literates who have passed Matric or any other higher educational standard. In Part-A, in addition to this classification, the third category has been further subdivided into (1) those having non-technical Degree, (2) technical Degree, (3) technical Diploma not equal to Degree and (4) non-technical Diploma not equal to Degree. The technical Degree has been further subdivided into 6 important branches of Science classified as 'Technical', namely, Engineering, Medicine, Agriculture, Veterinary, Technology and Teaching.

In the census classification, the term 'Literate' denotes a person who is able to read and write. Any person who can, with understanding, read and write a simple letter is considered a 'Literate' and the one who cannot, as an 'Illiterate'. The literates are classified into those who have no educational qualification and those who have. The classification 'Literates without any educational standard' includes those who are literates even though they had no schooling or not passed any examination, those who had schooling and had passed examinations below that of Primary or Junior Basic examination and those who have failed in Primary or Junior Basic examination. All the other literates who had passed examinations higher than that of Primary or Junior Basic examination have been included in the respective categories mentioned earlier.

This table will be helpful to assess the educational standards of available manpower in each category of worker as well as the educational standards of non-workers. The data relating to literacy among the population as a whole in different age—groups and in both sexes, without any division into workers and non-workers are presented in Table C—III. The educational standards of non-workers aged above 15 have been furnished broad age-groupwise in B—VIII Part-A and Part-B for Urban/Rural sectors.

B-III—PART-A—Industrial Classification of Workers and Non-workers

Educational Levels	Total Population of Workers and Non-workers			WORKERS I As Cultivator	
	Persons	Males	Females	Males	Females
1	2	3	4	5	6
					PONDICHERRY
Total	**88,997**	**43,358**	**45,639**	**640**	**119**
Illiterate	38,595	13,984	24,611	149	82
Literate (without educational level)	36,543	20,763	15,780	294	27
Primary or Junior Basic	8,831	4,765	4,066	145	9
Matriculation or Higher Secondary	4,057	2,983	1,074	47	1
Technical Diploma not equal to Degree	70	68	2	...	...
Non-technical Diploma not equal to Degree	14	12	2	...	...
University Degree or Post-graduate Degree other than Technical Degree	722	629	93	5	...
Technical Degree or Diploma equal to Degree or Post-graduate Degree	165	154	11	...	...
Engineering	29	29	...	...	...
Medicine	103	95	8	...	...
Agriculture	5	5	...	...	...
Veterinary and Dairying	2	2	...	...	...
Technology	16	16	...	...	...
Teaching	10	7	3	...	...
Others	...	...	...	...	...
					PONDICHERRY
Total	**51,762**	**25,560**	**26,202**	**121**	**24**
Illiterate	20,521	7,478	13,043	2	5
Literate (without educational level)	23,111	12,957	10,154	83	14
Primary or Junior Basic	4,655	2,489	2,166	11	1
Matriculation or Higher Secondary	2,672	1,930	742	22	1
Technical Diploma not equal to Degree	54	52	2	...	...
Non-technical Diploma not equal to Degree	7	6	1	...	...
University Degree or Post—graduate Degree other than Technical Degree	607	520	87	3	...
Technical Degree or Diploma equal to Degree or Post-graduate Degree	135	128	7	...	...
Engineering	25	25	...	...	...
Medicine	88	82	6	...	...
Agriculture	5	5	...	...	...
Veterinary and Dairying	1	1	...	...	...
Technology	14	14	...	...	...
Teaching	2	1	1	...	...
Others	...	...	...	...	...

by Educational Levels in Urban Areas Only

WORKERS							
II		III		IV		V	
As Agricultural Labourer		In Mining, Quarrying, Livestock, Forestry, Fishing, Hunting and Plantations, Orchards and Allied activities		At Household Industry		In Manufacturing other than Household Industry	
Males 6	Females 8	Males 9	Females 10	Males 11	Females 12	Males 13	Females 14
STATE (Contd.)							
266	**161**	**1,162**	**54**	**1,091**	**1,059**	**3,971**	**272**
216	153	663	44	462	882	851	171
47	2	392	9	486	150	2,565	87
3	6	75	1	131	23	340	8
...	...	14	...	11	4	167	6
...	...	...	...	1	...	5	...
...	...	...	...	...	...	...	...
...	...	13	...	...	...	24	...
...	...	5	...	...	...	19	...
...	...	1	...	...	...	3	...
...	...	...	...	...	...	1	...
...	...	2	...	...	...	1	...
...	...	...	...	...	...	...	...
...	...	1	...	...	...	14	...
...	...	1	...	...	...	...	...
...	...	...	...	...	...	...	...
AREA (Contd.)							
30	**7**	**203**	**15**	**806**	**810**	**2,797**	**213**
22	7	88	14	347	674	628	125
7	...	93	...	402	122	1,735	77
1	...	3	1	48	10	242	5
...	...	7	...	8	4	147	6
...	...	...	...	1	...	5	...
...	...	...	...	...	...	...	...
...	...	9	...	...	...	22	...
...	...	3	...	...	...	18	...
...	...	...	...	...	...	3	...
...	...	...	...	...	...	1	...
...	...	2	...	...	...	1	...
...	...	...	...	...	...	...	...
...	...	...	...	...	...	13	...
...	...	1	...	...	...	...	...
...	...	...	...	...	...	...	...

B-III—PART-A—Industrial Classification of Workers and Non-workers

Educational Levels	WORKERS			
	VI In Construction		VII In Trade and Commerce	
	Males 15	Females 16	Males 17	Females 18
				PONDICHERRY
Total	**900**	**63**	**4,482**	**467**
Illiterate	241	60	463	423
Literate (without educational level)	490	3	3,282	33
Primary or Junior Basic	54	...	344	7
Matriculation or Higher Secondary	72	...	348	3
Technical Diploma not equal to Degree	16	...	2	...
Non-technical Diploma not equal to Degree	1	...	...	...
University Degree or Post-graduate Degree other than Technical Degree	10	...	43	1
Technical Degree or Diploma equal to Degree or Post-graduate Degree	16	...	...	...
Engineering	16	...	...	...
Medicine	...	...	...	...
Agriculture	...	...	...	...
Veterinary and Dairying	...	...	...	...
Technology	...	...	...	...
Teaching	...	...	...	...
Others	...	...	...	...
				PONDICHERRY
Total	**576**	**43**	**2,643**	**247**
Illiterate	159	41	287	217
Literate (without educational level)	292	2	1,872	24
Primary or Junior Basic	23	...	194	3
Matriculation or Higher Secondary	66	...	252	2
Technical Diploma not equal to Degree	12	...	2	...
Non-technical Diploma not equal to Degree	1	...	...	...
University Degree or Post-graduate Degree other than Technical Degree	8	...	36	1
Technical Degree or Diploma equal to Degree or Post-graduate Degree	15	...	...	...
Engineering	15	...	...	...
Medicine	...	...	...	...
Agriculture	...	...	...	...
Veterinary and Dairying	...	...	...	...
Technology	...	...	...	...
Teaching	...	...	...	...
Others	...	...	...	...

by Educational Levels in Urban Areas Only—(Contd.)

WORKERS					
VIII		IX		X	
In Transport, Storage and Communications		In Other Services		Non-workers	
Males 19	Females 20	Males 21	Females 22	Males 23	Females 24
STATE (Concld.)					
1,439	**6**	**7,170**	**2,910**	**22,237**	**40,528**
721	4	1,538	1,939	8,680	20,853
550	1	3,570	560	9,087	14,908
78	1	567	102	3,028	3,909
83	...	963	248	1,278	812
...	...	30	...	14	2
...	...	9	1	2	1
6	...	398	50	130	42
1	...	95	10	18	1
...	...	5	...	4	...
1	...	82	7	11	1
...	...	...	...	2	...
...	...	2	...	...	...
...	...	...	...	1	...
...	...	6	3	...	...
...	...	...	...	...	...
AREA (Concld.)					
1,015	**5**	**4,200**	**1,574**	**13,169**	**23,267**
542	3	634	881	4,769	11,076
376	1	2,203	393	5,894	9,521
30	1	315	56	1,622	2,089
60	...	631	190	737	539
...	...	23	...	9	2
...	...	3	1	2	...
6	...	318	47	118	39
1	...	73	6	18	1
...	...	3	...	4	...
1	...	69	5	11	1
...	...	...	...	2	...
...	...	1	...	...	...
...	...	...	...	1	...
...	...	...	1	...	...
...	...	...	...	...	...

B-III—PART-A—Industrial Classification of Workers and Non-workers

Educational Levels	Total Population of Workers and Non-workers			WORKERS	
				I	
				As Cultivator	
1	Persons 2	Males 3	Females 4	Males 5	Females 6
					KARIKAL
Total	**22,252**	**10,621**	**11,631**	**167**	**14**
Illiterate	10,864	3,582	7,282	11	6
Literate (without educational level)	10,183	6,136	4,047	140	8
Primary or Junior Basic	591	381	210	4	...
Matriculation or Higher Secondary	519	430	89	10	...
Technical Diploma not equal to Degree	7	7	...	...	...
Non-technical Diploma not equal to Degree	...	...	...	...	...
University Degree or Post-graduate Degree other than Technical Degree	75	73	2	2	...
Technical Degree or Diploma equal to Degree or Post-graduate Degree	13	12	1	...	...
Engineering	2	2	...	...	...
Medicine	9	8	1	...	...
Agriculture	...	...	...	...	...
Veterinary and Dairying	1	1	...	...	...
Technology	1	1	...	...	...
Teaching	...	...	...	...	...
Others	...	...	...	...	...
					MAHE
Total	**7,951**	**3,698**	**4,253**	**4**	**1**
Illiterate	2,920	1,085	1,835	...	...
Literate (without educational level)	2,578	1,318	1,260	2	...
Primary or Junior Basic	1,840	894	946	2	1
Matriculation or Higher Secondary	572	367	205	...	...
Technical Diploma not equal to Degree	2	2	...	...	...
Non-technical Diploma not equal to Degree	6	5	1	...	...
University Degree or Post-graduate Degree other than Technical Degree	23	20	3	...	...
Technical Degree or Diploma equal to Degree or Post-graduate Degree	10	7	3	...	...
Engineering	1	1	...	...	...
Medicine	4	3	1	...	...
Agriculture	...	...	...	...	...
Veterinary and Dairying	...	...	...	...	...
Technology	...	...	...	...	...
Teaching	5	3	2	...	...
Others	...	...	...	...	...

by Educational Levels in Urban Areas Only—(Contd.)

	WORKERS							
	II		III		IV		V	
	As Agricultural Labourer		In Mining, Quarrying, Livestock, Forestry, Fishing, Hunting and Plantations, Orchards and Allied activities		At Household Industry		In Manufacturing other than Household Industry	
	Males	Females	Males	Females	Males	Females	Males	Females
	7	8	9	10	11	12	13	14
AREA (Contd.)								
	128	**89**	**150**	**6**	**76**	**89**	**901**	**48**
	101	88	**72**	**5**	**20**	**66**	186	43
	27	**1**	**69**	**1**	**55**	**23**	696	**5**
	...	...	**1**	...	...	...	**8**	...
	...	...	**3**	...	**1**	...	**9**	...
	...	...	...	...	...	...	...	...
	...	...	...	...	...	...	...	...
	...	...	3	...	...	...	2	...
	...	...	**2**	...	...	...	...	...
	...	...	**1**	...	...	...	...	...
	...	...	...	...	...	...	...	...
	...	...	...	...	...	...	...	...
	...	...	...	...	...	...	...	...
	...	...	**1**	...	...	...	...	...
	...	...	...	...	...	...	...	...
	...	...	...	...	...	...	...	...
AREA (Contd.)								
	2	4	**504**	**31**	**11**	**8**	**189**	**9**
	2	3	**244**	23	**4**	3	18	**2**
	...	...	**211**	8	**5**	**3**	**126**	**4**
	...	**1**	**45**	...	**2**	**2**	**40**	3
	...	...	**4**	...	...	...	5	...
	...	...	...	...	...	...	...	...
	...	...	...	...	...	...	...	...
	...	...	...	...	...	...	...	...
	...	...	...	...	...	...	...	...
	...	...	...	...	...	...	...	...
	...	...	...	...	...	...	...	...
	...	...	...	...	...	...	...	...
	...	...	...	...	...	...	...	...
	...	...	...	...	...	...	...	...
	...	...	...	...	...	...	...	...

B-III—PART-A—Industrial Classification of Workers and Non-workers

Educational Levels	WORKERS			
	VI In Construction		VII In Trade and Commerce	
	Males 15	Females 16	Males 17	Females 18
				KARIKAL
Total	***277***	***17***	***1,405***	***89***
Illiterate	76	16	124	82
Literate (without educational level)	179	1	1,198	7
Primary or Junior Basic	12	...	18	...
Matriculation or Higher Secondary	3	...	59	...
Technical Diploma not equal to Degree	4	...	...	...
Non-technical Diploma not equal to Degree	...	...	...	...
University Degree or Post-graduate Degree other than Technical Degree	2	...	6	...
Technical Degree or Diploma equal to Degree or Post-graduate Degree	1	...	...	...
Engineering	1	...	...	...
Medicine	...	...	...	...
Agriculture	...	...	...	...
Veterinary and Dairying	...	...	...	...
Technology	...	...	...	...
Teaching	...	...	...	...
Others	...	...	...	...
				MAHE
Total	**27**	...	**278**	**10**
Illiterate	3	...	26	5
Literate (without educational level)	17	...	195	...
Primary or Junior Basic	5	...	34	4
Matriculation or Higher Secondary	2	...	22	1
Technical Diploma not equal to Degree	...	...	...	...
Non-technical Diploma not equal to Degree	...	...	...	...
University Degree or Post-graduate Degree other than Technical Degree	...	...	1	...
Technical Degree or Diploma equal to Degree or Post-graduate Degree	...	...	...	...
Engineering	...	...	...	...
Medicine	...	...	...	...
Agriculture	...	...	...	...
Veterinary and Dairying	...	...	...	...
Technology	...	...	...	...
Teaching	...	...	...	...
Others	...	...	...	...

by Educational Levels in Urban Areas Only—(Contd.)

WORKERS					
VIII		IX		X	
In Transport, Storage and Communications		In Other Services		Non-workers	
Males	Females	Males	Females	Males	Females
19	20	21	22	23	24
AREA (Concld.)					
259	**1**	**1,811**	**562**	**5,447**	**10,716**
95	1	538	432	2,359	6,543
147	...	1,034	96	2,591	3,905
3	...	31	4	304	206
14	...	145	27	186	62
...	...	2	...	1	...
...	...	...	...	...	...
...	...	52	2	6	...
...	...	9	1	...	...
...	...	...	...	...	...
...	...	8	1	...	...
...	...	...	...	...	...
...	...	1		...	...
...	...	...	...	...	...
...	...	...	...	...	...
...	...	...	...	...	...
AREA (Concld.)					
31	...	**550**	**357**	**2,102**	**3,833**
2	...	85	259	701	1,540
17	...	275	53	470	1,192
8	...	59	20	699	915
4	...	101	21	229	183
...	...	2	...	...	...
...	...	5	...	...	1
...	...	16	1	3	2
...	...	7	3	...	...
...	...	1	...	...	...
...	...	3	1	...	...
...	...	...	...	...	...
...	...	...	...	...	...
...	...	...	...	...	...
...	...	3	2	...	...
...	...	...	...	...	...

B-III—PART-A—Industrial Classification of Workers and Non-workers

Educational Levels	Total Population of Workers and Non-workers			WORKERS I As Cultivator	
	Persons	Males	Females	Males	Females
1	2	3	4	5	6
					YANAM
Total	**7,032**	**3,479**	**3,553**	**348**	**83**
Illiterate	4,290	1,839	2,451	136	71
Literate (without educational level)	671	352	319	69	5
Primary or Junior Basic	1,745	1,001	744	128	7
Matriculation or Higher Secondary	294	256	38	15	...
Technical Diploma not equal to Degree	7	7	...	...	...
Non-technical Diploma not equal to Degree	1	1	...	...	...
University Degree or Post-graduate Degree other than Technical Degree	17	16	1	...	...
Technical Degree or Diploma equal to Degree or Post-graduate Degree	7	7	...	...	...
Engineering	1	1	...	...	...
Medicine	2	2	...	...	...
Agriculture	...	...	...	...	...
Veterinary and Dairying	...	...	...	...	...
Technology	1	1	...	...	...
Teaching	3	3	...	...	...
Others	...	...	...	...	...

by Educational Levels in Urban Areas Only—(Contd.)

WORKERS							
II		III		IV		V	
As Agricultural Labourer		In Mining, Quarrying, Livestock, Forestry, Fishing, Hunting and Plantations, Orchards and Allied activities		At Household Industry		In Manufacturing other than Household Industry	
Males	Females	Males	Females	Males	Females	Males	Females
7	8	9	10	11	12	13	14
AREA (Contd.)							
106	**61**	**305**	**2**	**198**	**152**	**84**	**2**
91	55	259	2	91	139	19	1
13	1	19	...	24	2	8	1
2	5	26	...	81	11	50	...
...	...	...	...	2	...	6	...
...	...	...	...	...	...	...	...
...	...	...	...	...	...	...	...
...	...	1	...	...	...	...	...
...	...	...	...	...	...	1	...
...	...	...	...	...	...	...	...
...	...	...	...	...	...	...	...
...	...	...	...	...	...	...	...
...	...	...	...	...	...	...	...
...	...	...	...	...	...	1	...
...	...	...	...	...	...	...	...
...	...	...	...	...	...	...	...

B-III—PART-A—Industrial Classification of Workers and Non-workers

Educational Levels	WORKERS			
	VI		VII	
	In Construction		In Trade and Commerce	
	Males	Females	Males	Females
	15	16	17	18
				YANAM
Total	**20**	**3**	**156**	**121**
Illiterate	3	3	26	119
Literate (without educational level)	2	...	17	2
Primary or Junior Basic	14	...	98	...
Matriculation or Higher Secondary	1	...	15	...
Technical Diploma not equal to Degree	...	...	...	...
Non-technieal Diploma not equal to Degree	...	...	...	...
University Degree or Post-graduate Degree other than Technical Degree	...	...	...	...
Technical Degree or Diploma equal to Degree or Post-graduate Degree	...	...	...	...
Engineering	...	...	...	...
Medicine	...	...	...	...
Agriculture	...	...	...	...
Veterinary and Dairying	...	...	...	...
Technology	...	...	...	...
Teaching	...	...	...	...
Others	...	...	...	...

by Educational Levels in Urban Areas Only—(Concld.)

WORKERS					
VIII		IX		X	
In Transport, Storage and Communications		In Other Services		Non-workers	
Males	Females	Males	Females	Males	Females
19	20	21	22	23	24
AREA (Concld.)					
134	...	**609**	**417**	**1,519**	**2,712**
82	...	281	367	851	1,694
10	...	58	18	132	290
37	...	162	22	403	699
5	...	86	10	126	28
...	...	3	...	4	...
...	...	1	...	...	...
...	...	12	...	3	1
...	...	6	...	...	...
...	...	1	...	...	...
...	...	2	...	...	...
...	...	...	...	...	...
...	...	...	...	...	...
...	...	...	...	...	...
...	...	3	...	...	...
...	...	...	...	...	...

B-III—PART-B—Industrial Classification of Workers and Non-workers

Educational Levels	Total Population of Workers and Non-workers			WORKERS I As Cultivator	
	Persons	Males	Females	Males	Females
1	2	3	4	5	6
					PONDICHERRY
Total	**2,80,082**	**1,39,989**	**1,40,093**	**17,322**	**3,973**
Illiterate	1,92,335	76,979	1,15,356	7,385	3,745
Literate (without educational level)	64,765	46,966	17,799	8,404	200
Primary or Junior Basic	19,714	13,240	6,474	1,254	28
Matriculation and above	3,268	2,804	464	279	...
					PONDICHERRY
Total	**2,06,799**	**1,04,490**	**1,02,309**	**14,175**	**3,516**
Illiterate	1,46,938	60,206	86,732	6,639	3,350
Literate (without educational level)	43,282	32,223	11,059	6,248	146
Primary or Junior Basic	14,552	10,281	4,271	1,117	20
Matriculation and above	2,027	1,780	247	171	...
					KARIKAL
Total	**61,749**	**30,238**	**31,511**	**2,992**	**390**
Illiterate	40,971	15,322	25,649	730	355
Literate (without educational level)	18,365	13,105	5,260	2,077	35
Primary or Junior Basic	1,675	1,153	522	91	...
Matriculation and above	738	658	80	94	...
					MAHE
Total	**11,534**	**5,261**	**6,273**	**155**	**67**
Illiterate	4,426	1,451	2,975	16	40
Literate (without educational level)	3,118	1,638	1,480	79	19
Primary or Junior Basic	3,487	1,806	1,681	46	8
Matriculation and above	503	366	137	14	...

by Educational levels in Rural areas only

WORKERS							
II		III		IV		V	
As Agricultural Labourer		In Mining, Quarrying, Livestock, Forestry, Fishing, Hunting and Plantations, Orchards, and Allied activities		At Household Industry		In Manufacturing other than Household Industry	
Males	Females	Males	Females	Males	Females	Males	Females
7	8	9	10	11	12	13	14
STATE (Contd.)							
21,120	**17,260**	**6,137**	**325**	**3,153**	**2,203**	**11,329**	**1,745**
16,911	17,088	4,476	314	1,323	1,984	3,730	1,615
3,789	148	1,549	10	1,615	169	6,711	121
408	24	89	1	202	47	686	8
12	...	23	...	13	3	202	1
AREA (Contd.)							
14,619	**12,437**	**4,574**	**271**	**2,596**	**1,669**	**9,908**	**1,708**
12,162	12,365	3,516	262	1,201	1,538	3,435	1,580
2,087	55	964	8	1,249	99	5,780	120
364	17	77	1	138	30	514	7
6	...	17	...	8	2	179	1
AREA (Contd.)							
6,456	**4,678**	**1,461**	**46**	**317**	**424**	**975**	**32**
4,731	4,615	918	44	98	397	242	31
1,680	63	532	2	210	26	688	1
39	...	7	...	7	1	30	...
6	...	4	...	2	...	15	...
AREA (Contd.)							
45	**145**	**102**	**8**	**240**	**110**	**446**	**5**
18	108	42	8	24	49	53	4
22	30	53	...	156	44	243	...
5	7	5	...	57	16	142	1
...	...	2	...	3	1	8	...

B-III—PART-B—Industrial Classification of Workers and Non-workers

Educational Levels	WORKERS			
	VI In Construction		VII In Trade and Commerce	
	Males	Females	Males	Females
	15	16	17	18
				PONDICHERRY
Total	**2,563**	**133**	**5,645**	**2,758**
Illiterate	1,214	128	1,288	2,687
Literate (without educational level)	1,190	5	3,712	68
Primary or Junior Basic	117	...	524	3
Matriculation and above	42	...	121	...
				PONDICHERRY
Total	**2,079**	**115**	**3,582**	**1,854**
Illiterate	1,060	111	849	1,804
Literate (without educational level)	892	4	2,285	47
Primary or Junior Basic	92	...	373	3
Matriculation and above	35	...	75	...
				KARIKAL
Total	**450**	**18**	**1,734**	**889**
Illiterate	153	17	392	870
Literate (without educational level)	277	1	1,264	19
Primary or Junior Basic	15	...	50	...
Matriculation and above	5	...	28	...
				MAHE
Total	**34**	...	**329**	**15**
Illiterate	1	...	47	13
Literate (without educational level)	21	...	163	2
Primary or Junior Basic	10	...	101	...
Matriculation and above	2	...	18	...

by Educational Levels in Rural Areas Only—(Concld.)

WORKERS					
VIII		IX		X	
In Transport, Storage and Communications		In Other Services		Non-workers	
Males	Females	Males	Females	Males	Females
19	20	21	22	23	24
STATE (Concld.)					
1,825	**9**	**10,880**	**3,758**	**60,015**	**107,929**
901	9	4,812	3,327	34,939	84,459
795	...	4,602	247	14,599	16,831
82	...	655	94	9,223	6,269
47	...	811	90	1,254	370
AREA (Concld.)					
1,431	**7**	**7,714**	**2,881**	**43,812**	**77,851**
798	7	3,881	2,647	26,665	63,068
536	...	2,851	130	9,331	10,450
64	...	444	42	7,098	4,151
33	...	538	62	718	182
AREA (Concld.)					
363	**2**	**2,436**	**484**	**13,054**	**24,548**
100	2	820	417	7,138	18,901
242	...	1,382	41	4,753	5,072
9	...	66	11	839	510
12	...	168	15	324	65
AREA (Concld.)					
31	...	**730**	**393**	**3,149**	**5,530**
3	...	111	263	1,136	2,490
17	...	369	76	515	1,309
9	...	145	41	1,286	1,608
2	...	105	13	212	122

TABLE–B-IV

PARTS A, B & C

Industrial Classification of persons at work other than cultivation by sex and class of workers.

FLY LEAF

Table B-IV gives data on employment in the different industrial sectors. It has been prepared in three parts. The first part, Part-A relates to persons working in Household Industry, the second, Part-B relates to the workers in non-household Industry, trade, business, profession or service i. e. Industrial categories III and V to IX and the third part, Part-C, presents the data relating to the workers both in Household Industry and non-Household Industry. In Parts A and B, the data have been given for each class or status of workers. In Part A, the particulars have been given for Total Rural and Urban. In Parts B and C, figures for total and urban only have been given. The rural figures can, however, be got by deducting the urban figures from the total. Figures for each Division and Major Group of the industrial classification have been given in Parts A and B. In Part C, in addition to the Division and Group-wise figures, data have been furnished for each Minor Group also. Figures are given separately for males and females in all the Parts.

As already indicated in the Fly leaf to Table B-I, the establishment is the unit on which the classification of Workers is based. The self employed persons have been grouped under the industry to which their activity relates. All others have been grouped under the industry in which they are employed According to the Indian Standard Industrial Classification, Code numbers have been assigned for each industrial group under the 'Digit system'. Based on the International usage, three dight code numbers have been adopted. The entire economic activity has been divided into nine divisions, the division being represented by the first digit of the code number. Each division has been divided into a number of major groups not exceeding ten. There are 45 major groups and each major group is indicated by the second digit of the code number. Each major group has been further sub-divided into minor groups not exceeding ten, and the minor group is indicated by the third digit. Thus there are 343 minor groups. The complete list of standard industrial classification has been given as an appendix to this Fly leaf. Divisions 2 and 3 are treated as one as both of them relate to manufacturing.

The term 'Status of worker' or 'Class of worker' denotes the position of the worker in the industrial activity, whether he is an employer or employee or a single worker or a family worker. In Part-A data have been given for employees and others separately. In Part-B all these 4 classes have been treated separately. One who employs others on wages or salary to get any work done and thus has the responsibility for the work of others is an employer. But the person who employs domestic servants for household duties or employs subordinates in Offices where he is himself employed by others, do not fall under the category of 'Employer', even though he may have the power of appointing such persons. An 'Employee' is a person who usually works under any other person for salary or wages and it has no reference to the powers and duties given to him. Even the unpaid worker in a household industry is treated as an employee, provided he is not member of the household in which he is working. Apprentices in household industries, whether stipendary or not, are treated as employees, provided they do not belong to the particular household in which they are working. 'Single worker' is a person who generally works for himself by himself, neither being an employer nor an employee. The head of a household which conducts household Industry is not treated as a single worker but a person who works in joint partnership with one or several persons will also be termed a single worker, provided no employee is hired. Every member of a Producers' Co-operative Society will also come under the category of single worker. A person who works in any business or trade conducted mainly by the members of the family or for a minimum of one hour every day during the working season, without receiving any wages in cash or kind, is a family worker. But a member of the household who just helps in performing household duties will not come in this class.

The concept of Household Industry and Other concepts relating to the workers have been explained in the Fly Leaf to Table B-I. The definition of urban area will be found in Fly Leaf to Table B-II.

APPENDIX

STANDARD INDUSTRIAL CLASSIFICATION

This classification groups the industries into

9 Divisions
45 Major Groups
343 Minor Groups

The divisions and major groups with their Code numbers are listed below:

DIVISIONS

0	Agriculture, Livestock, forestry, fishing and hunting
1	Mining and Quarrying
2 & 3	Manufacturing
4	Construction
5	Electricity, Gas, Water and Sanitary services
6	Trade and Commerce
7	Transport, Storage and Communication
8	Services
9	Activities not adequately described

MAJOR GROUPS

Division 0 — Agriculture, livestock, forestry, fishing and hunting

00	Field produce and Plantation crops
01	Plantation crops
02	Forestry and Logging
03	Fishing
04	Livestock and Hunting

Division 1 — Mining and Quarrying

10	Mining and quarrying

Division 2 and 3 — Manufacturing

20	Foodstuffs
21	Beverages
22	Tobacco Products
23	Textile — cotton
24	Textile — jute
25	Textile — wool
26	Textile — silk
27	Textile — miscellaneous
28	Manufacture of wood and wooden products

29 Paper and paper products
30 Printing and publishing
31 Leather and leather products
32 Rubber, Petroleum and coal products
33 Chemicals and chemical products
34-35 Non-Metallic Mineral Products other than petroleum and coal
36 Basic Metals and their products except machinery and transport equipment
37 Machinery (all kinds other than Transport) and Electrical equipment
38 Transport Equipment
39 Miscellaneous Manufacturing Industries

Division 4 — Construction

40 Construction

Division 5 — Electricity, Gas, Water and Sanitary Services

50 Electricity and gas
51 Water supply and sanitary services

Division 6 — Trade and Commerce

60-63 Wholesale Trade
64-68 Retail Trade
69 Trade and Commerce-Miscellaneous

Division 7 — Transport, Storage and Communication

70-71 Transport
72 Storage and Warehousing
73 Communications

Division 8 — Services

80 Public Services
81 Educational and Scientific Services
82 Medical and Health Services
83 Religious and Welfare Services
84 Legal Services
85 Business Services
86 Community Services and trade and labour associations
87 Recreation Services
88 Personal Services
89 Services (not elsewhere classified)

Division 9 — Activities not adequately described

90 Activities unspecified and not adequately described. (This includes new entrants to the labour market)

Major Group (Code)	Description	Minor Group (Code)
1	2	3
	Division O — Agriculture, livestock, forestry, fishing and hunting	
00	Field Produce and Plantation Crops—	
	Production of cereal crops (including Bengal gram)such as rice, wheat, jower, bajra, maize	000
	Production of pulses, such as arhar, moong, masur, urd, khesari, other gram	001
	Production of raw jute and kindred fibre crops	002
	Production of raw cotton and kindred fibre crops	003
	Production of oilseeds, sugarcane and other cash crops	004
	Production of other crops (including vegetables) not covered above	005
	Production of fruits and nuts in plantation, vines and orchards	006
	Production of wood, bamboo, cane, reeds, thatching grass, etc.	007
	Production of juice by tapping palms	008
	Production of other agricultural produce (including fruits and nuts not covered by code number 006 and flowers) not covered above	009
01	Plantation Crops—	
	Production of tea in plantation	010
	Production of coffee in plantation	011
	Production of rubber in plantation	012
	Production of tobacco in plantation	013
	Production of ganja, cinchona, opium	014
	Production of other plantation crops not covered above	015
02	Forestry and Logging—	
	Planting, replanting and conservation of forests	020
	Felling and cutting of trees and transportation of logs	021
	Preparation of timber	022
	Production of fuel including charcoal by exploitation of forest	023
	Production of fodder by exploitation of forests	024
	Production of gums, resins, lac, barks, herbs, wildfruits and leaves by the exploitation of forests	025
	Production and gathering of other forest products not covered above	026
03	Fishing—	
	Production of fish by fishing in sea	030
	Production of fish by fishing in inland waters including the operation of fish farms and fish hatcheries	031
	Production of pearls, conch, shells, sponges by gathering or lifting from sea, river, pond	032

Major Group (Code)	Description	Minor Group (Code)
1	2	3
04	Livestock and Hunting—	
	Production and rearing of livestock (large heads only) mainly for milk and animal power such as cow, buffalo, goat	040
	Rearing of sheep and production of wool	041
	Rearing and production of other animals (mainly for slaughter) such as pig	042
	Production of ducks, hens and other small birds, eggs by rearing and poultry farming	043
	Rearing of bees for the production of honey, wax and collection of honey	044
	Rearing of silk worms and production of cocoons and raw silk	045
	Rearing of other small animals and insects	046
	Trapping of animals or games propagation	047
	Production of other animal husbandry products such as skin, bone, ivory and teeth	048
	Division 1—Mining and Quarrying—	
10	Mining and Quarrying—	
	Mining of coal	100
	Mining of iron ores	101
	Mining of gold and silver ores	102
	Mining of manganese	103
	Mining of mica	104
	Mining of other non-ferrous metallic ores	105
	Mining of crude petroleum and natural gas	106
	Quarrying of stone (including slate), clay, sand, gravel, limestone	107
	Mining of chemical earth such as sodaash	108
	Mining and quarrying of non-metallic products not classified above such as precious and semi-precious stones, asbestos, gypsum, sulphur, asphalt	109
	Division 2 & 3—Manufacturing—	
20	Foodstuffs—	
	Production of rice, atta, flour, etc., by milling, dehusking and processing of crops and foodgrains	200
	Production of sugar and syrup from sugarcane in mills	201
	Production of indigenous sugar, gur from sugar cane or palm juice and production of candy	202
	Production of fruit products such as jam, jelly, sauce and canning and preservation of fruits	203

Major Group (Code)	Description	Minor Group (Code)
1	2	3
20	Foodstuffs—Contd.	
	Slaughtering, preservation of meat and fish and canning of fish	204
	Production of bread, biscuits, cake and other bakery products	205
	Production of butter, ghee, cheese and other dairy products	206
	Production of edible fats and oils (other than hydrogenated oil)	207
	Production of hydrogenated oils (Vanaspati)	208
	Production of other food products such as sweetmeat and condiments, muri, murki, chira, khoi, cocoa, chocolate, toffee, lozenge	209
21	Beverages—	
	Production of distilled spirits, wines, liquor from alcoholic malt, fruits and malts in distillery and brewery	210
	Production of country liquor	211
	Production of indigenous liquor such as toddy, liquor from mahua, palm juice	212
	Production of other liquors not covered above	213
	Production of aerated and mineral water	214
	Production of ice	215
	Production of ice cream	216
	Processing of tea in factories	217
	Processing of coffee in curing works	218
	Production of other beverages	219
22	Tobacco Products—	
	Manufacture of bidi	220
	Manufacture of cigars and cheroots	221
	Manufacture of cigarette and cigarette tobacco	222
	Manufacture of hookah tobacco	223
	Manufacture of snuff	224
	Manufacture of jerda and other chewing tobacco	225
	Manufacture of other tobacco products	226
23	Textile—Cotton—	
	Cotton ginning, cleaning, pressing and baling	230
	Cotton spinning (other than in mills)	231
	Cotton spinning and weaving in mills	232
	Cotton dyeing, bleaching	233
	Cotton weaving in power looms	234
	Cotton weaving in handlooms	235
	Manufacturing of Khadi textile in handlooms	236

Major Group (Code)	Description	Minor Group (Code)
1	2	3
23	Textile—Cotton—Contd.	
	Printing of cotton textile	237
	Manufacturing of cotton nets	238
	Manufacturing of cotton, cordage, rope and twine	239
24	Textile—Jute—	
	Jute pressing and baling	240
	Jute spinning and weaving	241
	Dyeing and bleaching of jute	242
	Printing of jute textile	243
	Manufacture of other products like rope, cordage from jute and similar fibre such as hemp, mesta	244
25	Textile—Wool—	
	Wool baling and pressing	250
	Wool cleaning and processing (scouring)	251
	Wool spinning and weaving in mill	252
	Wool spinning other than in mills	253
	Wool weaving in power loom	254
	Wool weaving in handloom	255
	Embroidery and art work in woolen textile	256
26	Textile—Silk—	
	Spinning and weaving of silk textile in mill	260
	Dyeing and bleaching of silk	261
	Spinning of silk other than in mills	262
	Weaving of silk textile by power loom	263
	Weaving of silk textile by handloom	264
	Printing of silk textile	265
	Manufacture of silk cordage, rope and twine	266
27	Textile—Miscellaneous—	
	Manufacture of carpet and all other similar type of textile products	270
	Manufacture of hosiery and other knitted fabrics and garments	271
	Embroidery and making of crepe lace and fringes	272
	Making of textile garments including raincoats and headgear	273
	Manufacture of made up textile goods except wearing apparel such as curtains, pillow cases, bedding materials, mattress, textile bags	274
	Manufacture of waterproof textile products such as oil cloth, tarpaulin	275

Major Group (Code)	Description	Minor Group (Code)
1	2	3
27	Textile—Miscellaneous—Contd.	
	Manufacture and recovery of all types of fibres for purposes of padding, wadding and upholstery filling	276
	Manufacture of coir and coir products	277
	Manufacture of umbrellas	278
	Processing and manufacture of textile products not covered above	279
28	Manufacture of Wood and Wooden Products—	
	Sawing and planing of wood	280
	Manufacture of wooden furniture and fixtures	281
	Manufacture of structural wooden goods (including treated timber) such as beams, posts, doors, windows	282
	Manufacture of wooden industrial goods other than transport equipment such as bobbin and similar equipment and fixtures	283
	Manufacture of other wooden products such as utensils, toys, artwares	284
	Manufacture of veneer and plywood	285
	Manufacture of plywood products such as tea chest	286
	Manufacture of boxes and packing cases other than plywood	287
	Manufacture of materials from cork, bamboo, cane, leaves and other allied products	288
	Manufacture of other wood and allied products not covered above	289
29	Paper and Paper Products—	
	Manufacture of pulp from wood, rags, wastepaper and other fibres and the conversion of such pulp into any kind of paper and paper board in mill	290
	Manufacture of pulp from wood, rags, wastepaper and other fibres and the conversion of such pulp into any kind of paper and paper board handmade	291
	Manufacture of products, such as paper bags, boxes, cards, envelopes and moulded pulp goods from paper, paper board and pulp	292
30	Printing and Publishing—	
	Printing and publishing of newspapers and periodicals	300
	Printing and publishing of books	301
	All other types of printing including lithography, engraving, etching, block making and other work connected with printing industry	302
	All types of binding, stitching, sizing and other allied work connected with binding industry	309
31	Leather and Leather Products—	
	Currying, tanning and finishing of hides and skins and preparation of finished leather	310

Major Group (Code)	Description	Minor Group (Code)
1	2	3
31	Leather and Leather Products—Contd.	
	Manufacture of shoes and other leather footwear	311
	Manufacture of clothing and wearing apparel (except footwear) made of leather and fur	312
	Manufacture of leather products (except those covered by code Nos. 311, 312), such as leather upholstery, suitcases, pocket books, cigarette and key cases, purses, saddlery, whip and other articles	313
	Repair of shoes and other leather footwear	314
	Repair of all other leather products except footwear	315
32	Rubber, Petroleum and Coal Products—	
	Manufacture of tyres and tubes	320
	Manufacture of rubber footwear	321
	Manufacture of rubber goods used for industrial purpose	322
	Manufacture of all kinds of other rubber products from natural or synthetic rubber including rubber raincoat	323
	Productions of petroleum, kerosene and other petroleum products in petroleum refineries	324
	Production of coaltar and coke in coke oven	325
	Manufacture of other coal and coaltar products not covered elsewhere	326
33	Chemicals and Chemical Products—	
	Manufacture of basic industrial chemicals such as acids, alkalis and their salts not elsewhere specified	330
	Manufacture of dyes, paints, colours and varnishes	331
	Manufacture of fertilizers	332
	Manufacture of ammunition, explosives and fire works	333
	Manufacture of matches	334
	Manufacture of medicines, pharmaceutical preparations, perfumes, cosmetics and other toilet preparations except soap	335
	Manufacture of soap and other washing and cleaning compounds	336
	Manufacture of turpentine, synthetic, resin, and plastic products and materials (including synthetic rubber)	337
	Manufacture of common salt	338
	Manufacture of other chemicals and chemical products not covered above (including inedible oils and fats)	339

Major Group (Code)	Description	Minor Group (Code)
1	2	3
34	Non-metallic Mineral Products other than Petroleum and Coal—	
	Manufacture of structural clay products such as bricks, tiles	340
	Manufacture of cement and cement products	341
	Manufacture of lime	342
	Manufacture of structural stone goods, stone dressing and stone crushing	343
	Manufacture of stonewares, other than images	344
	Manufacture of stone images	345
	Manufacture of plaster of paris and it's products	346
	Manufacture of asbestos products	347
	Manufacture of mica products	348
35	Manufacture of earthenware and earthen pottery	350
	Manufacture of chinaware and crockery	351
	Manufacture of porcelain and it's products	352
	Manufacture of glass bangles and beads	353
	Manufacture of glass apparatus	354
	Manufacture of earthen image, busts and statues	355
	Manufacture of earthen toys and artwares except those covered by code No. 355	356
	Manufacture of glass and glass products except optical and photographic lenses and glass products covered above	357
	Manufacture of other non-metallic mineral products not elsewhere specified.	359
36	Basic Metals and their Products except Machinery and Transport Equipment—	
	Manufacture of iron and steel including smelting, refining, rolling, conversion into basic forms such as billets, blooms, tubes, rods	360
	Manufacture including smelting, refining of non-ferrous metals and alloys in basic forms	361
	Manufacture of armaments	362
	Manufacture of structural steel products such as joist, rail, sheet, plate	363
	Manufacture of iron and steel furniture	364
	Manufacture of brass and bell metal products	365
	Manufacture of aluminium products	366
	Manufacture of metal products (other than of iron brass, bell metal and aluminium) such as tin can	367

Major Group (Code)	Description	Minor Group (Code)
1	2	3
36	Basic Metals and their Products except Machinery and Transport Equipment—contd.	
	Enamelling, galvanising, plating (including electroplating) polishing and welding of metal products	368
	Manufacture of sundry hardwares such as G. I. pipe, wire net, bolt, screw, bucket, cutlery (This will also include the manufacture of sundry ferrous engineering products done by jobbing engineering concerns which cannot be classified in major groups 36, 37, 38 and 39)	369
37	Machinery (All kinds other than Transport) and Electrical equipment—	
	Manufacture and assembling of machinery (other than electrical) except textile machinery	370
	Manufacture and assembling of prime mover and boilers, other than electrical equipment, such as diesel engines, road rollers, tractors	371
	Manufacture of machine tools	372
	Manufacture of textile machinery and accessories	373
	Manufacture of heavy electrical machinery and equipment such as motors, generators, transformers	374
	Manufacture of electric lamps and fans	375
	Manufacture of insulated wires and cables	376
	Manufacture of all kinds of battery	377
	Manufacture of electronic equipment such as radio, microphone	378
	Manufacture of electric machinery and apparatus, appliances not specified above	379
38	Transport Equipment—	
	Manufacture, assembly and repairing of locomotives	380
	Manufacture of wagons, coaches, tramways and other rail road equipment other than that covered by code No. 363	381
	Manufacture and assembling of motor vehicles of all types (excepting motor engines)	382
	Manufacture of motor vehicles engines, parts and accessories	383
	Repairing and servicing of motor vehicles	384
	Manufacture of bicycles and tricycles and accessories such as saddle, seat frame, gear	385
	Building and repairing of water transport equipment such as ships, boats and manufacture of marine engines	386
	Manufacture and repair of air transport equipment including aeroplanes, aeroengines	387
	Repairing of bicycles and tricycles	388

Major Group (Code)	Description	Minor Group (Code)
1	2	3
38	Transport Equipment—Contd.	
	Manufacture of other transport equipment not covered above such as animal drawn and handdrawn vehicles	389
39	Miscellaneous Manufacturing Industries—	
	Manufacture of optical instruments and lenses, opthalmic goods and photographic equipment and supplies	390
	Manufacture of scientific, medical and surgical instruments and equipment and supplies	391
	Assembling and repairing of watches and clocks	392
	Manufacture of jewellery, silverware and wares using gold and other precious metals	393
	Manufacture and tuning of musical instruments	394
	Manufacture of stationary articles not covered elsewhere such as pencil, penholder, fountain pen	395
	Manufacture of sports goods	396
	Manufacture and repair work of goods not assignable to any other group	399
	Division 4—Construction	
40	Construction—	
	Construction and maintenance of buildings including erection, flooring, decorative constructions, electrical & sanitary installations	400
	Construction and maintenance of roads, railways, bridges, tunnels	401
	Construction and maintenance of telegraph and telephone lines	402
	Construction and maintenance of water ways and water reservoirs such as bund, embankments, dam, canal, tank, tube-wells, wells	403
	Division 5—Electricity, Gas, Water and Sanitary Services	
50	Electricity & Gas—	
	Generation and transmission of electric energy	500
	Distribution of electric energy	501
	Manufacture of gas in gas works and distribution to domestic and industrial consumers	502
51	Water Supply and Sanitary Services—	
	Collection, purification and distribution of water to domestic and industrial consumers	510
	Garbage and sewage disposal, operation of drainage system and all other types of work connected with public health and sanitation	511

Major Group (Code)	Description	Minor Group (Code)
1	2	3
	Division 6—Trade and Commerce	
60	Wholesale Trade—	
	Wholesale trading in cereals and pulses	600
	Wholesale trading in vegetables, fruits, sugar, spices, oil, fish, dairy products, eggs, poultry and other foodstuffs (not covered elsewhere)	601
	Wholesale trading in all kinds of fabrics, and textiles products such as garments, hessian, gunny bag, silk and woollen yarn, shirtings, suitings, hosiery products	602
	Wholesale trading in beverages, such as tea (leaf) coffee (seed and powder), aerated water	603
	Wholesale trading in intoxicants such as wines, liquors	604
	Wholesale trading in other intoxicants such as opium, ganja, etc.	605
	Wholesale trading in tobacco, bidi, cigarettes and other tobacco products	606
	Wholesale trading in animals	607
	Wholesale trading in straw and fodder	608
61	Wholesale trading in medicines and chemicals	610
	Wholesale trading in fuel and lighting products such as coke, coal, kerosene, candle	611
	Wholesale trading in toilets, perfumery and cosmetics	612
	Wholesale trading in metal, porcelain and glass utensils, crockery, chinaware	613
	Wholesale trading in wooden, steel and other metallic furniture and fittings	614
	Wholesale trading in footwear	615
	Wholesale trading in tyres, tubes and allied rubber products	616
	Wholesale trading in petrol, mobil oil and allied products	617
	Wholesale trading in other household equipment not covered above	618
62	Wholesale trading in bricks, tiles and other building materials	620
	Wholesale trading in wood, bamboo, cane, thatches and similar products	621
63	Wholesale trading in paper and other stationery goods	630
	Wholesale trading in agricultural and industrial machinery equipment and tools and appliances other than electrical	631
	Wholesale trading in electrical machinery and equipment like motor, battery, electric fan, bulb	632
	Wholesale trading in all kinds of transport and storage equipment	633

Major Group (Code)	Description	Minor Group (Code)
1	2	3
63	Wholesale Trade—Contd.	
	Wholesale trading in skins, leather and fur	634
	Wholesale trading in clocks, eye glasses, frames	635
	Wholesale trading in hardware and sanitary equipment	636
	Wholesale trading in scientific, medical and surgical instruments	637
	Wholesale trading in precious metals and stones, gold and silverwares and jewellery	638
	Wholesale trading in all goods not covered above	639
64	Retail Trade—	
	Retail trading in cereals, pulses, vegetables, fruits, sugar, spices, oil, fish, dairy products, eggs, poultry	640
	Retail trading in beverages such as tea (leaf), coffee (Seed and powder) aerated water	641
	Retail trading in intoxicants such as wines, liquors	642
	Retail trading in other intoxicants such as opium, ganja etc.	643
	Retail trading in tobacco, bidi, cigarettes and other tobacco products	644
	Retail trading in fuel such as coke, coal, firewood and kerosene	645
	Retail trading in foodstuffs like sweetmeat, condiments, cakes, biscuits, etc.	646
	Retail trading in animals	647
	Retail trading in straw and fodder	648
65	Retail trading in fibres, yarns, dhoti, saree, readymade garments of cotton, wool, silk and other textiles and hosiery products; (this includes retail trading in piecegoods of cotton, wool, silk and other textiles)	650
	Retail trading in toilet goods, perfumes and cosmetics	651
	Retail trading in medicines and chemicals	652
	Retail trading in footwear, head-gear such as hat, umbrella, shoes and chappals	653
	Retail trading in tyres, tubes and allied rubber products	654
	Retail trading in petrol, mobiloil and allied products	655
66	Retail trading in wooden, steel and other metallic furniture and fittings	660
	Retail trading in stationery goods and paper	661
	Retail trading in metal, procelain and glass utensils	662
	Retail trading in earthenware and earthen toys	663
	Retail trading in other household equipment not covered above	664
67	Retail trading in bricks, tiles and other building meterials	670

Major Group (Code)	Description	Minor Group (Code)
1	2	3
67	Retail Trade—Contd.	
	Retail trading in hardware and sanitary equipment	671
	Retail trading in wood, bamboo cane, bark and thatches	672
	Retail trading in other building materials	673
68	Retail trading in agricultural and industrial machinery equipment, tools and appliances	680
	Retail trading in transport and storage equipments	681
	Retail trading in electrical goods like electric fan, bulb, etc.	682
	Retail trading in skins, leather and furs and their products excluding footwear and headgear	683
	Retail trading in clock and watch, eye glass, frame	684
	Retail trading in scientific, medical and surgical instruments	685
	Retail trading in precious stones and jewellery	686
	Retail trading in musical instruments, gramphone record, pictures and paintings including curio dealing	687
	Book-selling	688
	Retail trading in goods unspecified	689
69	Trade and Commerce Miscellaneous—	
	Importing and exporting of goods and commodities	690
	Real estate and properties	691
	Stocks, shares and futures	692
	Providents and insurances	693
	Money lending (indigenous)	694
	Banking and similar type of financial operation	695
	Auctioneering	696
	Distribution of motion pictures	697
	All other activities connected with trade and commerce not covered above, including hiring out of durable goods such as electric fan, microphone, rickshaw, etc.,	699
	Division 7—Transport, Storage and Communication	
70	Transport—	
	Transporting by railway	700
	Transporting by tramway and bus service	701
	Transporting by motor vehicles (other than omnibus)	702
	Transporting by road through other means of transport such as hackney carriage, bullock cart, ekka	703
	Animal transporting by animals such as horses, elephant, mule, camel	704

Major Group (Code)	Description	Minor Group (Code)
1	2	3
70	Transport—Contd.	
	Transporting by man such as carrying of luggage, hand cart driving, rickshaw pulling, cycle rickshaw driving	705
	Transporting by boat, steamer, ferry, etc., by river, canal	706
	Transporting by boat, steamer, ship, cargo boat by sea or ocean	707
	Transporting by air	708
	Transporting by other means not covered above	709
71	Services incidental to transport such as packing, carting travel agency	710
72	Storage and Ware Housing—	
	Operation of storage such as ware-houses	720
	Operation of storage such as cold storage	721
	Operation of storage of other type	722
73	Communication—	
	Postal, telegraphic, wireless and signal communications	730
	Telephone communication	731
	Information and broadcasting	732
	Division 8—Services	
80	Public Services (This does not include Govt., Quasi-Govt. or local body activities, other than administrative, in such fields as transport, communication, information and broadcasting, education and scientific services, health, industries, production, construction, marketing and operation of financial institution each of which is classified in the appropriate industry groups)	
	Public Services in Union and State army including territorial corps and volunteer corps	800
	Public Service in Navy	801
	Public Service in Air Force	802
	Public Service in Police	803
	Public Service in administrative departments and offices of Central Government	804
	Public Service in administrative departments and offices of quasi-government organisation, municipalities, local boards, etc.	805
	Public services in administrative departments and offices of State Governments	809
81	Educational and Scientific Services—	
	Educational services such as those rendered by technical colleges, technical schools and similar technical and vocational institutions	810
	Educational services such as those rendered by colleges, schools and similar other institutions of non-technical type	811
	Scientific services and research institutions not capable of classification under any individual gruop	812

Major Group (Code)	Description	Minor Group (Code)
1	2	3
82	Medical and Health Services—	
	Public health and medical services rendered by organisations and individuals such as by hospitals, sanatoria, nursing homes, maternity and child welfare clinic as also by hakimi, unani, ayurvedic, allopathic and homeopathic practitioners	820
	Veterinary services rendered by organisations and individuals	821
83	Religious and Welfare Services—	
	Religious services rendered by religious organisations and their establishments maintained for worship or prmotion of religious activities. This includes missions, ashrams and other allied organisations	830
	Religious and allied services rendered by pandit, priest, preceptor, fakir, monk	831
	Welfare services rendered by organisations operating on a non-profit basis for the promotion of welfare of the community such as relief societies, red-cross organisation for the collection and allocation of contributions for charity	832
84	Legal Services—	
	Legal services rendered by barrister, advocate, solicitor, mukteer, pleader, mukurie, munshi	840
	Matrimonial services rendered by organisations and individuals	841
85	Business Services—	
	Engineering services rendered by professional organisations or individuals	850
	Business services rendered by organisations of accountants, auditors, book-keepers or like individuals	851
	Business services rendered by professional organisations or individuals such as those of advertising and publicity agencies	852
	Business services rendered by professional organisations or individuals such as of those rendered by news-agency, newspaper correspondent, columnist, journalists, editors, authors	853
86	Community Services and Trade and Labour Associations—	
	Services rendered by trade associations, chambers of commerce, trade unions and similar other organisations	860
	Services rendered by civic, social, cultural, political and fraternal organisations such as rate payers association, club, library	861
	Community services such as those rendered by public libraries, museums, botanical and zoological gardens etc.	862
87	Recreation Services—	
	Production of motion picture and allied services such as processing, editing, etc.	870
	Recreation services rendered by cinema houses by exhibition of motion pictures	871

Major Group (Code)	Description	Minor Group (Code)
1	2	3
87	Recreation Services—Contd.	
	Recreation services rendered by organisations and individuals such as those of theatres, opera companies, ballet and dancing parties, musicians, exhibitions, circus, carnivals	872
	Recreation services rendered by indoor and outdoor sports by organisations and individuals including horse, motor, etc. racing	873
88	Personal Services—	
	Services rendered to households such as those by domestic servants, cooks	880
	Services rendered to households such as those by governess, tutor, private secretary	881
	Services rendered by hotels, boarding houses, eating houses, cafes, restaurants and similar other organisations to provide lodging and boarding facilities	882
	Laundry services rendered by organisations and individuals. This includes all types of cleaning, dyeing, bleaching, drycleaning services	883
	Hair dressing, other services rendered by organisation and individuals such as those by barber, hairdressing saloon and beauty shops	884
	Services rendered by portrait and commercial photographic studios	885
89	Services (Not elsewhere classified)—	
	Services rendered by organisations or individuals not elsewhere classified	890
	Division 9—Activities not adequately described—	
90	Activities unspecified and not adequately described including activities of such individuals who fail to provide sufficient information about their industrial affiliation to enable them to be classified	900
	Fresh entrants to the Labour Market	999

B-IV—PART-A—Industrial Classification by Sex and Class of Worker of Persons at Work at Household Industry

Branch of Industry Division and Major Group of I. S. I. C.		Total Rural Urban	Total		Employee		Others	
			Males	Females	Males	Females	Males	Females
1		2	3	4	5	6	7	8
			PONDICHERRY STATE					
ALL DIVISIONS		Total	4,244	3,262	1,687	714	2,557	2,548
		Rural	3,153	2,203	992	235	2,161	1,968
		Urban	1,091	1,059	695	479	396	580
Division	0	Total	367	187	92	10	275	177
		Rural	278	170	53	10	225	160
		Urban	89	17	39	...	50	17
Major Groups	00	Total	15	12	6	6	9	6
		Rural	10	9	4	6	6	3
		Urban	5	3	2	...	3	3
	01	Total	2	...	1	...	1	...
		Rural	2	...	1	...	1	...
	02	Total	4	5	...	...	4	5
		Rural	4	4	...	...	4	4
		Urban	...	1	...	...	...	1
	03	Total	4	13	...	...	4	13
		Rural	4	13	...	...	4	13
	04	Total	342	157	85	4	257	153
		Rural	258	144	48	4	210	140
		Urban	84	13	37	...	47	13
Division	2 & 3	Total	3,877	3,075	1,595	704	2,282	2,371
		Rural	2,875	2,033	939	225	1,936	1,808
		Urban	1,002	1,042	656	479	346	563
Major Groups	20	Total	222	910	30	12	192	898
		Rural	157	815	17	7	140	808
		Urban	65	95	13	5	52	90
	21	Total	19	10	3	...	16	10
		Rural	17	10	2	...	15	10
		Urban	2	...	1	...	1	...
	22	Total	14	1	9	...	5	1
		Rural	6	1	2	...	4	1
		Urban	8	...	7	...	1	...
	23	Total	2,155	1,423	1,263	603	892	820
		Rural	1,540	772	728	167	812	605
		Urban	615	651	535	436	80	215
	24	Total	15	43	3	7	12	36
		Rural	14	41	3	7	11	34
		Urban	1	2	...	...	1	2

B-IV—PART-A—Industrial Classification by Sex and Class of Worker of Persons at Work at Household Industry—(Contd.)

Branch of Industry Division and Major Group of I. S. I. C.		Total Rural Urban	Total		Employee		Others	
			Males	Females	Males	Females	Males	Females
1		2	3	4	5	6	7	8
			PONDICHERRY STATE (Concld.)					
Major Groups	25	Total	2	...	2	...	...	...
		Rural	2	...	2	...	...	...
	26	Total	28	4	4	...	24	4
		Rural	28	4	4	...	24	4
	27	Total	133	198	42	4	91	194
		Rural	80	45	23	1	57	44
		Urban	53	153	19	3	34	150
	28	Total	410	193	87	19	323	174
		Rural	358	179	70	17	288	162
		Urban	52	14	17	2	35	12
	29	Total	4	3	...	...	4	3
		Rural	2	...	...	...	2	...
		Urban	2	3	...	...	2	3
	30	Total	...	1	...	1	...	...
		Rural	...	1	...	1	...	...
	31	Total	44	...	3	...	41	...
		Rural	28	...	3	...	25	...
		Urban	16	...	...	...	16	...
	32	Total	1	14	...	13	1	1
		Urban	1	14	...	13	1	1
	33	Total	52	22	26	10	26	12
		Rural	33	18	16	7	17	11
		Urban	19	4	10	3	9	1
	34-35	Total	249	197	32	22	217	175
		Rural	228	121	28	17	200	104
		Urban	21	76	4	5	17	71
	36	Total	159	2	17	...	142	2
		Rural	138	2	5	...	133	2
		Urban	21	...	12	...	9	...
	37	Total	3	...	...	...	3	...
		Rural	2	...	...	...	2	...
		Urban	1	...	...	...	1	...
	38	Total	27	9	9	3	18	6
		Rural	19	1	6	...	13	1
		Urban	8	8	3	3	5	5
	39	Total	340	45	65	10	275	35
		Rural	223	23	30	1	193	22
		Urban	117	22	35	9	82	13

B-IV—PART-A—Industrial Classification by Sex and Class of Worker of Persons at Work at Household Industry—(Contd.)

Branch of Industry Division and Major Group of I. S. I. C.		Total Rural Urban	Total		Employee		Others	
			Males	Females	Males	Females	Males	Females
1		2	3	4	5	6	7	8
			PONDICHERRY AREA					
ALL DIVISIONS		Total	3,402	2,479	1,477	660	1,925	1,819
		Rural	2,596	1,669	851	187	1,745	1,482
		Urban	806	810	626	473	180	337
Division	0	Total	277	141	56	1	221	140
		Rural	258	133	48	1	210	132
		Urban	19	8	8	...	11	8
Major Groups	00	Total	8	5	2	...	6	5
		Rural	4	2	...	...	4	2
		Urban	4	3	2	...	2	3
	01	Total	2	...	1	...	1	...
		Rural	2	...	1	...	1	...
	02	Total	4	4	...	...	4	4
		Rural	4	3	...	...	4	3
		Urban	...	1	...	...	...	1
	03	Total	2	13	...	...	2	13
		Rural	2	13	...	...	2	13
	04	Total	261	119	53	1	208	118
		Rural	246	115	47	1	199	114
		Urban	15	4	6	...	9	4
Division	2 & 3	Total	3,125	2,338	1,421	659	1,704	1,679
		Rural	2,338	1,536	803	186	1,535	1,350
		Urban	787	802	618	473	169	329
Major Groups	20	Total	169	584	25	11	144	573
		Rural	128	523	13	7	115	516
		Urban	41	61	12	4	29	57
	21	Total	12	10	2	...	10	10
		Rural	11	10	1	...	10	10
		Urban	1	...	1	...	...	...
	22	Total	8	1	5	...	3	1
		Rural	3	1	...	...	3	1
		Urban	5	...	5	...	...	...
	23	Total	1,897	1,298	1,163	569	734	729
		Rural	1,311	664	628	134	683	530
		Urban	586	634	535	435	51	199
	24	Total	8	36	3	6	5	30
		Rural	7	36	3	6	4	30
		Urban	1	...	...	...	1	...

B-IV—PART-A—Industrial Classification by Sex and Class of Worker of Persons at Work at Household Industry—(Contd.)

Branch of Industry Division and Major Group of I. S. I. C.		Total Rural Urban	Total		Employee		Others	
			Males	Females	Males	Females	Males	Females
1		2	3	4	5	6	7	8
			PONDICHERRY AREA (Concld.)					
Major Groups	25	Total	2	...	2	...	...	...
		Rural	2	...	2	...	...	...
	26	Total	21	4	4	...	17	4
		Rural	21	4	4	...	17	4
	27	Total	100	67	35	2	65	65
		Rural	74	43	22	...	52	43
		Urban	26	24	13	2	13	22
	28	Total	281	123	69	17	212	106
		Rural	262	119	58	15	204	104
		Urban	19	4	11	2	8	2
	29	Total	3	3	...	...	3	3
		Rural	2	...	...	...	2	...
		Urban	1	3	...	...	1	3
	30	Total	...	1	...	1	...	...
		Rural	...	1	...	1	...	...
	31	Total	28	...	3	...	25	...
		Rural	28	...	3	...	25	...
	32	Total	1	14	...	13	1	1
		Urban	1	14	...	13	1	1
	33	Total	44	21	26	10	18	11
		Rural	31	18	16	7	15	11
		Urban	13	3	10	3	3	...
	34—35	Total	173	134	27	19	146	115
		Rural	168	93	25	15	143	78
		Urban	5	41	2	4	3	37
	36	Total	128	1	14	...	114	1
		Rural	114	1	3	...	111	1
		Urban	14	...	11	...	3	...
	37	Total	3	...	...	...	3	...
		Rural	2	...	...	...	2	...
		Urban	1	...	...	...	1	...
	38	Total	11	6	6	3	5	3
		Rural	7	...	3	..	4	...
		Urban	4	6	3	3	1	3
	39	Total	236	35	37	8	199	27
		Rural	167	23	22	1	145	22
		Urban	69	12	15	7	54	5

B-IV—PART-A—Industrial Classification by Sex and Class of Worker of Persons at Work at Household Industry—(Contd.)

Branch of Industry Division and Major Group of I. S. I. C.		Total Rural Urban	Total		Employee		Others	
			Males	Females	Males	Females	Males	Females
1		2	3	4	5	6	7	8
			KARIKAL AREA					
ALL DIVISIONS		Total	393	513	64	19	329	494
		Rural	317	424	40	14	277	410
		Urban	76	89	24	5	52	84
Division	0	Total	29	37	6	9	23	28
		Rural	16	36	5	9	11	27
		Urban	13	1	1	...	12	1
Major Groups	00	Total	7	7	4	6	3	1
		Rural	6	7	4	6	2	1
		Urban	1	...	...	...	1	...
	02	Total	...	1	...	...	...	1
		Rural	...	1	...	...	...	1
	04	Total	22	29	2	3	20	26
		Rural	10	28	1	3	9	25
		Urban	12	1	1	...	11	1
Division	2&3	Total	364	476	58	10	306	466
		Rural	301	388	35	5	266	383
		Urban	63	88	23	5	40	83
Major Gorups	20	Total	40	295	5	1	35	294
		Rural	27	287	4	...	23	287
		Urban	13	8	1	1	12	7
	21	Total	1	...	...	...	1	...
		Rural	1	...	...	...	1	...
	22	Total	3	...	3	...	...	...
		Rural	2	...	2	...	...	...
		Urban	1	...	1	...	...	...
	23	Total	20	12	1	...	19	12
		Rural	20	12	1	...	19	12
	24	Total	7	7	...	1	7	6
		Rural	7	5	...	1	7	4
		Urban	...	2	...	...	...	2
	27	Total	14	34	2	1	12	33
		Rural	6	...	1	...	5	...
		Urban	8	34	1	1	7	33

B-IV—PART-A—Industrial Classification by Sex and Class of Worker of Persons at Work at Household Industry—(Contd.)

Branch of Industry Division and Major Group of I. S I. C.		Total Rural Urban	Total		Employee		Others	
			Males	Females	Males	Females	Males	Females
1		2	3	4	5	6	7	8
			KARIKAL AREA (Concld.)					
Major Groups	28	Total	110	63	15	2	95	61
		Rural	96	55	12	2	84	53
		Urban	14	8	3	...	11	8
	29	Total	1	...	...	...	1	...
		Urban	1	...	...	...	1	...
	33	Total	4	1	...	...	4	1
		Rural	2	...	...	...	2	...
		Urban	2	1	...	...	2	1
	34-35	Total	62	58	3	3	59	55
		Rural	60	28	3	2	57	26
		Urban	2	30	...	1	2	29
	36	Total	23	...	2	...	21	...
		Rural	22	...	1	...	21	...
		Urban	1	...	1	...	...	...
	38	Total	12	3	3	...	9	3
		Rural	12	1	3	...	9	1
		Urban	...	2	...	...	...	2
	39	Total	67	3	24	2	43	1
		Rural	46	...	8	...	38	...
		Urban	21	3	16	2	5	1
			MAHE AREA					
ALL DIVISIONS		Total	251	118	103	34	148	84
		Rural	240	110	101	34	139	76
		Urban	11	8	2	...	9	8
Division	0	Total	8	5	2	...	6	5
		Rural	4	1	...	...	4	1
		Urban	4	4	2	...	2	4
Major Groups	03	Total	2	...	...	...	2	...
		Rural	2	...	...	...	2	...
	04	Total	6	5	2	...	4	5
		Rural	2	1	...	...	2	1
		Urban	4	4	2	...	2	4
Division	2 & 3	Total	243	113	101	34	142	79
		Rural	236	109	101	34	135	75
		Urban	7	4	...	...	7	4

B-IV—PART-A—Industrial Classification by Sex and Class of Worker of Persons at Work at Household Industry—(Contd.)

Branch of Industry Division and Major Group of I. S. I. C.		Total Rural Urban	Total		Employee		Others	
			Males	Females	Males	Females	Males	Females
1		2	3	4	5	6	7	8
			MAHE AREA (Concld.)					
Major Groups	20	Total	3	7	...	...	3	7
		Rural	2	5	...	...	2	5
		Urban	1	2	...	...	1	2
	21	Total	5	...	1	...	4	...
		Rural	5	...	1	...	4	...
	22	Total	1	...	...	...	1	...
		Rural	1	...	...	...	1	...
	23	Total	210	97	99	33	111	64
		Rural	209	96	99	33	110	63
		Urban	1	1	...	...	1	1
	26	Total	7	...	...	...	7	...
		Rural	7	...	...	...	7	...
	27	Total	...	2	...	1	...	1
		Rural	...	2	...	1	...	1
	28	Total	1	6	...	...	1	6
		Rural	...	5	...	...	...	5
		Urban	1	1	...	...	1	1
	33	Total	1	...	...	...	1	...
		Urban	1	...	...	...	1	...
	36	Total	2	1	1	...	1	1
		Rural	2	1	1	...	1	1
	39	Total	13	...	...	...	13	...
		Rural	10	...	...	...	10	...
		Urban	3	...	...	...	3	...
			YANAM AREA					
ALL DIVISIONS		Total and Urban	**198**	**152**	**43**	**1**	**155**	**151**
Division	0	Total and Urban	**53**	**4**	**28**	...	**25**	**4**
Major Group	04	Total and Urban	53	4	28	...	25	4
Division	2 & 3	Total and Urban	**145**	**148**	**15**	...	**130**	**147**
Major Group	20	Total and Urban	10	24	...	...	10	24

B-IV—PART-A—Industrial Classification by Sex and Class of Worker of Persons at Work at Household Industry—(Concld.)

Branch of Industry Division and Major Group of I. S. I. C.		Total Rural Urban	Total		Employee		Others	
			Males	Females	Males	Females	Males	Females
1		2	3	4	5	6	7	8
			YANAM AREA (Concld.)					
Major Groups	21	Total and Urban	1	...	...	...	1	...
	22	Total and Urban	2	...	1	...	1	...
	23	Total and Urban	28	16	...	1	28	15
	27	Total and Urban	19	95	5	...	14	95
	28	Total and Urban	18	1	3	...	15	1
	31	Total and Urban	16	...	...	...	16	...
	33	Total and Urban	3	...	...	...	3	...
	34—35	Total and Urban	14	5	2	...	12	5
	36	Total and Urban	6	...	...	...	6	...
	38	Total and Urban	4	...	...	...	4	...
	39	Total and Urban	24	7	4	...	20	7

B-IV - PART-B—Industrial Classification by Sex and Class of Worker of Persons at Work in Non-household Industry, Trade, Business, Profession or Service

Branch of Industry Division and Major Group of I. S. I. C.		Total Urban	Total		Employer		Employee		Single Worker		Family Worker	
			Males	Females	Males	Females	Males	Females	Males	Females	Males	Females
1		2	3	4	5	6	7	8	9	10	11	12
						PONDICHERRY STATE						
ALL DIVISIONS		Total	**57,503**	**12,500**	**5,809**	**901**	**35,881**	**6,489**	**14,271**	**4,490**	**1,542**	**620**
		Urban	**19,124**	3,772	**2,635**	**160**	**12,291**	**2,447**	**3,572**	**918**	**626**	**247**
Division	0	Total	**7,252**	**378**	**971**	**16**	**3,260**	**167**	**2,401**	**147**	**620**	**48**
		Urban	1,156	54	58	4	546	38	336	10	216	**2**
Major Groups	00	Total	979	105	59	11	751	65	132	24	37	5
		Urban	187	16	20	3	135	5	25	7	7	1
	01	Total	396	50	4	...	267	18	123	32	2	...
		Urban	4	...	...	...	3	...	1	...	...	...
	02	Total	73	4	1	...	21	...	49	4	2	...
		Urban	21	...	...	...	7	...	14	...	...	...
	03	Total	4,459	45	896	4	1,515	38	1,656	2	392	1
		Urban	838	33	34	...	352	31	246	1	206	1
	04	Total	1,345	174	11	1	706	46	441	85	187	42
		Urban	106	5	4	1	49	2	50	2	3	...
Division	1	Total	**47**	**1**	**1**	...	**21**	...	**25**	**1**	...	...
		Urban	6	...	...	...	2	...	4	...	...	...
Major Group	10	Total	47	1	1	...	21	...	25	1	...	...
		Urban	6	...	...	...	2	...	4	...	...	...
Division	2 & 3	Total	**15,300**	**2,017**	**779**	**12**	**12,525**	**1,917**	**1,872**	**75**	**124**	**13**
		Urban	3,971	272	505	7	2,851	240	538	20	77	5
Major Groups	20	Total	1,377	101	114	3	1,187	87	64	10	12	1
		Urban	450	58	76	2	346	49	19	6	9	1
	21	Total	1,474	3	23	1	1,301	2	141	...	9	...
		Urban	283	2	19	1	237	1	20	...	7	...
	22	Total	336	...	6	...	304	...	26	...	...	...
		Urban	103	...	6	...	80	...	17	...	...	...
	23	Total	6,873	1,696	24	2	6,782	1,679	65	13	2	2
		Urban	1,003	138	21	1	973	132	7	5	2	...
	24	Total	26	30	2	2	19	16	5	8	...	4
		Urban	7	2	1	...	3	2	3	...	...	...
	26	Total	7	...	...	...	6	...	1	...	...	...
		Urban	6	...	...	...	6	...	...	...	...	...
	27	Total	1,132	52	251	...	572	36	278	12	31	4
		Urban	450	40	128	...	209	30	96	6	17	4

B-IV—PART-B—Industrial Classification by Sex and Class of Worker of Persons at Work in Non-household Industry, Trade, Business, Profession or Service—(Contd.)

Branch of Industry Division and Major Group of I. S. I. C.		Total Urban	Total		Employer		Employee		Single Worker		Family Worker	
			Males	Females	Males	Females	Males	Females	Males	Females	Males	Females
1		2	3	4	5	6	7	8	9	10	11	12
					PONDICHERRY STATE (Contd.)							
Major Groups	28	Total	1,364	27	24	1	663	10	668	16	9	...
		Urban	388	2	18	...	189	1	173	1	8	...
	29	Total	9	...	2	...	7	...	...	...	...	...
		Urban	4	...	1	...	3	...	...	...	...	...
	30	Total	259	6	21	...	230	6	7	...	1	...
		Urban	133	6	15	...	113	6	4	...	1	...
	31	Total	184	2	5	...	72	...	106	2	1	...
		Urban	53	2	4	...	34	...	15	2	...	...
	32	Total	17	2	5	1	12	1	...	...	...	...
		Urban	11	2	4	1	7	1	...	...	...	...
	33	Total	104	4	6	1	81	3	12	...	5	...
		Urban	40	1	5	1	34	...	1	...	...	...
	34—35	Total	288	58	19	1	125	43	139	13	5	1
		Urban	16	1	5	1	9	...	2	...	...	...
	36	Total	619	3	56	...	410	1	138	1	15	1
		Urban	273	...	40	...	192	...	35	...	6	...
	37	Total	84	22	5	...	74	22	5	...	...	...
		Urban	34	8	5	...	27	8	2	...	...	...
	38	Total	469	3	94	...	315	3	49	...	11	...
		Urban	260	3	60	...	166	3	27	...	7	...
	39	Total	678	8	122	...	365	8	168	...	23	...
		Urban	457	7	97	...	223	7	117	...	20	...
Division	4	Total	**3,463**	**196**	**59**	...	**1,976**	**86**	**1,428**	**110**	...	...
		Urban	900	63	41	...	579	36	280	27	...	...
Major Group	40	Total	3,463	196	59	...	1,976	86	1,428	110	...	...
		Urban	900	63	41	...	579	36	280	27	...	...
Division	5	Total	**410**	**27**	...	...	**401**	**27**	**9**	...	...	...
		Urban	191	20	...	...	188	20	3	...	...	...
Major Groups	50	Total	371	3	...	...	365	3	6	...	...	...
		Urban	165	1	...	...	164	1	1	...	...	...
	51	Total	39	24	...	...	36	24	3	...	...	...
		Urban	26	19	...	...	24	19	2	...	...	...
Division	6	Total	**10,127**	**3,225**	**3,277**	**838**	**4,335**	**395**	**2,034**	**1,683**	**481**	**309**
		Urban	4,482	467	1,702	140	1,908	57	652	193	220	77

B-IV—PART-B—Industrial Classification by Sex and Class of Worker of Persons at Work in Non-household Industry, Trade, Business, Profession or Service—(Contd.)

Branch of Industry Division and Major Group of I. S. I. C.	Total Urban	Total		Employer		Employee		Single Worker		Family Worker	
		Males	Females	Males	Females	Males	Females	Males	Females	Males	Females
1	2	3	4	5	6	7	8	9	10	11	12
					PONDICHERRY STATE (Contd.)						
Major Groups 60-63	Total	216	7	79	7	129	...	...	...	8	...
	Urban	97	6	51	6	40	...	...	...	6	...
64-68	Total	9,223	3,191	2,997	823	3,844	392	1,924	1,669	458	307
	Urban	3,917	453	1,504	128	1,596	56	612	192	205	77
69	Total	688	27	201	8	362	3	110	14	15	2
	Urban	468	8	147	6	272	1	40	1	9	...
Division 7	Total	3,264	15	86	...	2,114	9	964	6	100	...
	Urban	1,439	6	51	...	901	6	457	...	30	...
Major Groups 70-71	Total	2,963	14	85	...	1,814	8	964	6	100	...
	Urban	1,286	5	51	...	748	5	457	...	30	...
72	Total	5	1	1	...	4	1	...	...	...	...
	Urban	4	1	...	...	4	1	...	...	...	...
73	Total	296	...	...	...	296	...	...	...	...	...
	Urban	149	...	...	...	149	...	...	...	...	...
Division 8	Total	14,363	5,169	636	35	10,369	3,460	3,145	1,425	213	249
	Urban	6,961	2,890	278	9	5,302	2,050	1,299	668	82	163
Major Groups 80	Total	3,806	129	...	...	3,806	129	...	...	...	...
	Urban	2,064	72	...	...	2,064	72	...	...	...	...
81	Total	1,441	641	3	1	1,412	584	26	22	...	34
	Urban	705	410	2	...	694	361	9	19	...	30
82	Total	937	305	16	3	772	237	148	65	1	...
	Urban	503	157	11	...	446	151	45	6	1	...
83	Total	687	131	4	3	497	113	183	14	3	1
	Urban	182	102	1	1	170	87	11	14	...	...
84	Total	208	...	18	...	114	...	76	...	...	..
	Urban	150	...	18	...	102	...	30	...	...	...
85	Total	105	2	6	...	82	2	17	...	...	...
	Urban	64	2	6	...	48	2	10	...	...	...
86	Total	126	21	1	...	109	16	15	5	1	...
	Urban	82	13	1	...	73	10	8	3	...	...
87	Total	379	7	22	...	253	...	97	5	7	2
	Urban	145	5	12	...	112	...	21	5	...	...
88	Total	4,265	2,607	553	25	2,361	2,021	1,154	393	197	168
	Urban	1,779	1,500	218	6	1,251	1,287	230	117	80	90

B-IV—PART-B—Industrial Classification by Sex and Class of Worker of Persons at Work in Non-household Industry, Trade, Business, Profession or Service—(Contd.)

Branch of Industry Division and Major Group of I. S. I. C		Total Urban	Total		Employer		Employee		Single Worker		Family Worker	
			Males	Females	Males	Females	Males	Females	Males	Females	Males	Females
1		2	3	4	5	6	7	8	9	10	11	12
						PONDICHERRY STATE (Concld.)						
Major Group	89	Total	2,409	1,326	13	3	963	358	1,429	921	4	44
		Urban	1,287	629	9	2	342	80	935	504	1	43
Division	9	Total	3,277	1,472	...	...	880	428	2,393	1,043	4	1
		Urban	18	...	...	...	14	...	3	...	1	...
Major Group	90	Total	3,277	1,472	...	..	880	428	2,393	1,043	4	1
		Urban	18	...	...	...	14	...	3	...	1	...
						PONDICHERRY AREA						
ALL DIVISIONS		Total	40,722	8,933	3,599	593	27,204	5,054	8,972	2,931	947	355
		Urban	11,434	2,097	1,569	104	8,320	1,654	1,346	238	199	101
Division	0	Total	4,774	286	559	6	2,151	105	1,678	134	386	41
		Urban	202	15	9	1	129	8	56	5	8	1
Major Groups	00	Total	589	65	33	3	446	36	91	22	19	4
		Urban	109	12	7	1	87	5	10	5	5	1
	01	Total	300	47	2	...	233	16	63	31	2	...
		Urban	2	...	...	...	1	...	1	...	...	...
	02	Total	58	4	1	...	15	...	40	4	2	...
		Urban	10	...	...	...	3	...	7	...	...	...
	03	Total	2,712	12	517	3	889	8	1,124	1	182	...
		Urban	19	1	...	...	13	1	5	...	1	...
	04	Total	1,115	158	6	...	568	45	360	76	181	37
		Urban	62	2	2	...	25	2	33	...	2	...
Division	1	Total	3	...	...	...	2	...	1	...	...	...
		Urban	1	...	...	...	...	...	1	...	...	...
Major Group	10	Total	3	...	...	...	2	...	1	...	...	...
		Urban	1	...	...	...	...	...	1	...	...	...
Division	2 & 3	Total	12,705	1,921	531	8	10,786	1,851	1,312	55	76	7
		Urban	2,797	213	333	4	2,143	200	280	8	41	1
Major Groups	20	Total	894	38	59	3	792	29	39	6	4	...
		Urban	201	18	43	2	150	14	6	2	2	...
	21	Total	1,025	3	17	1	920	2	84	...	4	...
		Urban	179	2	14	1	159	1	2	...	4	...
	22	Total	30	...	...	...	28	...	2	...	...	...
		Urban	5	...	...	...	5	...	...	...	...	...
	23	Total	6,793	1,686	22	1	6,712	1,676	57	7	2	2
		Urban	989	131	21	...	960	131	6	...	2	...

B-IV—PART-B—Industrial Classification by Sex and Class of Worker of Persons at Work in Non-household Industry, Trade, Business, Profession or Service - (Contd.)

Branch of Industry Division and Major Group of I. S. I. C.		Total Urban	Total		Employer		Employee		Single Worker		Family Worker	
			Males	Females	Males	Females	Males	Females	Males	Females	Males	Females
1		2	3	4	5	6	7	8	9	10	11	12
					PONDICHERRY AREA (Contd.)							
Major Groups	24	Total	24	30	1	2	19	16	4	8	...	4
		Urban	5	2	...	...	3	2	2	...	...	...
	26	Total	7	...	...	...	6	...	1	...	...	...
		Urban	6	...	...	...	6	...	...	...	...	...
	27	Total	828	42	187	...	442	32	181	9	18	1
		Urban	292	32	89	...	146	26	50	5	7	1
	28	Total	944	19	12	...	472	9	458	10	2	...
		Urban	233	1	10	...	119	1	102	...	2	...
	29	Total	9	...	2	...	7	...	...	...	...	...
		Urban	4	...	1	...	3	...	...	...	...	...
	30	Total	229	6	14	...	210	6	4	...	1	...
		Urban	111	6	8	...	101	6	1	...	1	...
	31	Total	139	1	2	...	43	...	93	1	1	...
		Urban	12	1	1	...	7	...	4	1	...	...
	32	Total	14	2	5	1	9	1	...	...	...	...
		Urban	9	2	4	1	5	1	...	...	...	...
	33	Total	70	3	2	...	53	3	10	...	5	...
		Urban	18	...	1	...	17	...	...	...	...	...
	34—35	Total	262	56	13	...	114	43	131	13	4	...
		Urban	5	...	2	...	3	...	...	...	...	...
	36	Total	546	2	45	...	379	1	112	1	10	...
		Urban	231	...	34	...	172	...	21	...	4	...
	37	Total	71	22	...	...	67	22	4	...	...	...
		Urban	23	8	...	...	22	8	1	...	...	...
	38	Total	373	3	77	...	252	3	36	...	8	...
		Urban	196	3	47	...	122	3	22	...	5	...
	39	Total	447	8	73	...	261	8	96	...	17	...
		Urban	278	7	58	...	143	7	63	...	14	...
Division	4	Total	2,655	158	37	...	1,586	61	1,032	97	...	...
		Urban	576	43	25	...	422	26	129	17	...	...
Major Group	40	Total	2,655	158	37	...	1,586	61	1,032	97	...	...
		Urban	576	43	25	...	422	26	129	17	...	..
Division	5	Total	358	8	...	...	351	8	7	...	...	...
		Urban	148	1	...	...	146	1	2	...	...	...

B-IV—PART-B—Industrial Classification by Sex and Class of Worker of Persons at Work in Non-household Industry, Trade, Business, Profession or Service—(Contd.)

Branch of Industry Division and Major Group of I. S. I. C.		Total Urban	Total		Employer		Employee		Single Worker		Family Worker	
			Males	Females	Males	Females	Males	Females	Males	Females	Males	Females
1		2	3	4	5	6	7	8	9	10	11	12
						PONDICHERRY AREA (Contd.)						
Major Groups	50	Total	338	3	...	...	333	3	5	...	...	...
		Urban	141	1	...	...	140	1	1	...	...	...
	51	Total	20	5	...	...	18	5	2	...	...	...
		Urban	7	...	...	...	6	...	1	...	...	...
Division 6		Total	**6,225**	**2,101**	**2,088**	**552**	**2,798**	**314**	**1,051**	**1,085**	**288**	**150**
		Urban	2,643	247	1,036	94	1,238	52	255	80	114	**21**
Major Groups	60-63	Total	130	1	33	1	94	...	...	...	3	...
		Urban	31	...	10	...	20	...	...	...	1	...
	64-68	Total	5,609	2,075	1,920	543	2,444	313	975	1,071	270	148
		Urban	2,296	240	934	88	1,019	52	239	79	104	21
	69	Total	486	25	135	8	260	1	76	14	15	**2**
		Urban	316	7	92	6	199	...	16	1	9	...
Division	7	Total	**2,446**	**12**	**64**	...	**1,561**	7	**743**	**5**	**78**	...
		Urban	1,015	5	36	...	617	5	352	...	10	...
Major Groups	70-71	Total	2,238	11	63	...	1,354	6	743	5	78	...
		Urban	908	4	36	...	510	4	352	...	10	...
	72	Total	**5**	1	1	...	4	1	...	...	...	...
		Urban	4	1	...	...	4	1	...	...	...	...
	73	Total	203	...	...	...	203	...	...	...	...	...
		Urban	103	...	...	...	103	...	...	...	...	...
Division	8	Total	**9,269**	**3,182**	**320**	**27**	**7,301**	**2,301**	**1,530**	**698**	**118**	**156**
		Urban	4,052	1,573	130	5	3,625	1,362	271	128	26	78
Major Groups	80	Total	2,896	105	...	...	2,896	105	...	...	...	...
		Urban	1,481	52	...	...	1,481	52	...	...	...	...
	81	Total	881	459	2	1	860	405	19	19	...	34
		Urban	412	312	1	...	402	264	9	18	...	30
	82	Total	674	239	7	3	602	175	64	61	1	...
		Urban	355	115	6	...	337	110	11	5	1	...
	83	Total	409	96	4	2	287	81	116	13	2	...
		Urban	136	81	1	1	131	67	4	13	...	...
	84	Total	124	...	8	...	65	...	51	...	...	...
		Urban	78	...	8	...	59	...	11	...	...	...
	85	Total	81	2	4	...	72	2	5	...	...	...
		Urban	46	2	4	...	41	2	1	...	...	...

B-IV—PART-B—Industrial Classification by Sex and Class of Worker of Persons at Work in Non-household Industry, Trade, Business, Profession or Service—(Contd.)

Branch of Industry Division and Major Group of I. S. I. C.		Total Urban	Total		Employer		Employee		Single Worker		Famlily Worker	
			Males	Females	Males	Females	Males	Females	Males	Females	Males	Females
1		2	3	4	5	6	7	8	9	10	11	12
						PONDICHERRY AREA (Concld.)						
Major Groups	86	Total	86	10	1	...	81	9	3	1	1	...
		Urban	56	8	1	...	54	8	1	...	...	...
	87	Total	244	5	13	...	153	...	75	5	3	...
		Urban	99	5	10	...	74	...	15	5	...	...
	88	Total	2,821	1,785	273	18	1,642	1,368	799	321	107	78
		Urban	1,032	869	92	2	832	799	84	63	24	5
	89	Total	1,053	481	8	3	643	156	398	278	4	44
		Urban	357	129	7	2	214	60	135	24	1	43
Division	9	Total	**2,287**	**1,265**	...	...	**668**	**407**	**1,618**	**857**	**1**	**1**
		Urban	...	...	...	...	...	...	...	...	...	...
Major Group	90	Total	2,287	1,265	...	...	668	407	1,618	857	1	1
		Urban	...	...	...	...	...	...	...	...	...	...
						KARIKAL AREA						
ALL DIVISIONS		Total	**12,222**	**2,194**	**1,902**	**289**	**6,456**	**792**	**3,632**	**921**	**232**	**192**
		Urban	**4,803**	**723**	**886**	**44**	**2,692**	**399**	**1,128**	**206**	**97**	**74**
Division	0	Total	**1,610**	**52**	**372**	**3**	**744**	**32**	**476**	**11**	**18**	**6**
		Urban	150	6	12	2	76	...	55	4	7	...
Major Groups	00	Total	339	33	20	1	290	29	25	2	4	1
		Urban	56	3	10	1	37	...	7	2	2	...
	01	Total	94	3	2	...	32	2	60	1	...	...
	02	Total	5	...	...	...	2	...	3	...	...	...
		Urban	4	...	...	...	2	...	2	...	...	...
	03	Total	944	1	345	1	283	...	307	...	9	...
		Urban	46	...	...	...	13	...	29	...	4	...
	04	Total	228	15	5	1	137	1	81	8	5	5
		Urban	44	3	2	1	24	...	17	2	1	...
Division	1	Total	**1**	...	...	...	**1**	...	...	...	...	...
Major Group	10	Total	1	...	...	...	1	...	...	...	...	...
Division	2 & 3	Total	**1,876**	**80**	**226**	**2**	**1,270**	**63**	**348**	**9**	**32**	**6**
		Urban	991	48	160	1	576	38	145	5	20	4
Major Groups	20	Total	392	61	42	...	328	58	15	2	7	1
		Urban	189	38	23	...	153	35	7	2	6	1
	21	Total	351	...	6	...	316	...	26	...	3	...
		Urban	67	...	5	...	58	...	3	...	1	...

B-IV—PART-B—Industrial Classification by Sex and Class of Worker of Persons at Work in Non-household Industry, Trade, Business, Profession or Service—(Contd.)

Branch of Industry Division and Major Group of I. S. I. C.		Total Urban	Total		Employer		Employee		Single Worker		Family Worker	
			Males	Females	Males	Females	Males	Females	Males	Females	Males	Females
1		2	3	4	5	6	7	8	9	10	11	12
					KARIKAL AREA (Contd.)							
Major Groups	22	Total	144	...	6	...	131	...	7	...	...	...
		Urban	68	...	6	...	60	...	2	...	...	...
	23	Total	14	1	...	...	8	1	6	...	...	...
		Urban	7	...	...	...	7	...	...	...	...	...
	24	Total	2	...	1	...	...	...	1	...	...	...
		Urban	2	...	1	...	...	...	1	...	...	...
	27	Total	204	7	60	...	94	3	42	1	8	3
		Urban	107	7	37	...	51	3	14	1	5	3
	28	Total	311	7	12	1	142	1	156	5	1	...
		Urban	124	1	8	...	59	...	57	1	...	...
	30	Total	27	...	7	...	17	...	3	...	...	...
		Urban	22	...	7	...	12	...	3	...	...	...
	31	Total	38	1	3	...	24	...	11	1	...	...
		Urban	35	1	3	...	22	...	10	1	...	...
	33	Total	30	1	4	1	25	...	1	...	...	...
		Urban	19	1	4	1	14	...	1	...	...	...
	34—35	Total	23	1	6	...	10	...	6	...	1	1
		Urban	9	...	3	...	6	...	...	...	...	...
	36	Total	63	1	11	...	25	...	22	...	5	1
		Urban	35	...	6	...	15	...	12	...	2	...
	37	Total	11	...	5	...	5	...	1	...	...	...
		Urban	9	...	5	...	3	...	1	...	...	...
	38	Total	80	...	17	...	51	...	11	...	1	...
		Urban	55	...	13	...	38	...	4	...	...	...
	39	Total	186	...	46	...	94	...	40	...	6	...
		Urban	153	...	39	...	78	...	30	...	6	...
Division	4	Total	727	35	16	...	364	24	347	11	...	...
		Urban	277	17	11	...	146	9	120	8	...	...
Major Group	40	Total	727	35	16	...	364	24	347	11	...	...
		Urban	277	17	11	...	146	9	120	8	...	...
Division	5	Total	39	19	...	...	37	19	2	...	...	...
		Urban	31	19	...	...	30	19	1	...	...	...
Major Group	50	Total	22	...	...	...	21	...	1	...	...	...
		Urban	14	...	...	...	14	...	...	...	...	...
	51	Total	17	19	...	...	16	19	1	...	...	...
		Urban	17	19	...	...	16	19	1	...	...	...

B-IV—PART-B—Industrial Classification by Sex and Class of Worker of Persons at Work in Non-household Industry, Trade, Business, Profession or Service—(Contd.)

Branch of Industry Division and Major Group of I. S. I. C.		Total Urban	Total		Employer		Employee		Single Worker		Family Worker	
			Males	Females	Males	Females	Males	Females	Males	Females	Males	Females
'1		2	3	4	5	6	7	8	9	10	11	12
					KARIKAL AREA (Concld.)							
Division	6	Total	**3,139**	**978**	**1,033**	**278**	**1,351**	**70**	**648**	**520**	**107**	**110**
		Urban	1,405	89	581	38	583	4	210	39	31	8
MajorGroups	60-63	Total	24	...	12	...	10	...	...	...	2	...
		Urban	17	...	11	...	4	...	...	...	2	...
	64—68	Total	2,942	976	960	278	1,261	68	616	520	105	110
		Urban	1,256	88	519	38	521	3	187	39	29	8
	69	Total	173	2	61	...	80	2	32	...	...	...
		Urban	132	1	51	...	58	1	23	...	...	...
Division	7	Total	**622**	**3**	**17**	...	**430**	**2**	**169**	**1**	**6**	...
		Urban	259	1	10	...	189	1	56	...	4	...
Major Groups	70-71	Total	548	3	17	...	356	2	169	1	6	...
		Urban	225	1	10	...	155	1	56	...	4	...
	73	Total	74	...	...	...	74	...	...	...	...	...
		Urban	34	...	...	...	34	...	...	...	...	...
Division	8	Total	**3,241**	**820**	**238**	**6**	**2,063**	**561**	**871**	**183**	**69**	**70**
		Urban	1,780	543	112	3	1,092	328	541	150	35	62
Major Groups	80	Total	621	17	...	...	621	17	...	...	...	...
		Urban	385	13	...	...	385	13	...	...	...	...
	81	Total	328	103	...	...	323	100	5	3	...	...
		Urban	159	48	...	...	159	47	...	1	...	...
	82	Total	181	52	2	...	118	48	61	4	...	...
		Urban	102	31	1	...	77	30	24	1	...	...
	83	Total	252	29	...	1	196	26	55	1	1	1
		Urban	33	17	...	...	32	16	1	1	...	...
	84	Total	50	...	6	...	35	...	9	...	...	...
		Urban	41	...	6	...	29	...	6	...	...	...
	85	Total	11	...	2	...	5	...	4	...	...	...
		Urban	6	...	2	...	2	...	2	...	...	...
	86	Total	22	7	...	...	18	6	4	1	...	...
		Urban	10	1	...	...	9	1	1	...	...	...
	87	Total	123	2	8	...	90	...	21	...	4	2
		Urban	34	...	1	...	28	...	5	...	...	...
	88	Total	997	467	216	5	486	336	231	59	64	67
		Urban	492	329	101	3	276	217	80	47	35	62
	89	Total	656	143	4	...	171	28	481	115	...	...
		Urban	518	104	1	...	95	4	422	100	...	...
Division	9	Total	**967**	**207**	...	...	**196**	**21**	**771**	**186**	...	...
		Urban	...	...	...	...	...	...	...	...	...	...
Major Group	90	Total	967	207	...	...	196	21	771	186	...	...
		Urban	...	...	...	...	...	...	...	...	...	...

B-IV—PART-B—Industrial Classification by Sex and Class of Worker of Persons at Work in Non-household Industry, Trade, Business, Profession or Service—(Contd.)

Branch of Industry Division and Major Group of I. S. I. C.		Total Urban	Total		Employer		Employee		Single Worker		Family Worker	
			Males	Females	Males	Females	Males	Females	Males	Females	Males	Females
1		2	3	4	5	6	7	8	9	10	11	12
						MAHE AREA						
ALL DIVISIONS		Total	3,251	828	278	17	1,832	583	1,082	227	59	1
		Urban	1,579	407	150	10	890	334	513	63	26	...
Division	0	Total	563	38	40	7	356	30	146	1	21	...
		Urban	499	31	37	1	332	30	124	...	6	...
Major Groups	00	Total	42	7	6	7	7	...	15	...	14	...
		Urban	13	1	3	1	3	...	7	...	...	...
	01	Total	2	...	...	...	2	...	...	...	...	...
		Urban	2	...	...	...	2	...	...	...	...	...
	02	Total	10	...	...	...	4	...	6	...	...	...
		Urban	7	...	...	...	2	...	5	...	...	...
	03	Total	507	30	34	...	342	30	125	...	6	...
		Urban	477	30	34	...	325	30	112	...	6	...
	04	Total	2	1	...	...	1	...	...	1	1	...
Division	1	Total	43	1	1	...	18	...	24	1	...	...
		Urban	5	...	...	...	2	...	3	...	...	...
Major Group	10	Total	43	1	1	...	18	...	24	1	...	...
		Urban	5	...	...	...	2	...	3	...	...	...
Division	2 & 3	Total	635	14	16	2	430	3	188	9	1	...
		Urban	189	9	6	2	93	2	89	5	1	...
Major Groups	20	Total	66	...	8	...	50	...	8	...	...	...
		Urban	35	...	5	...	26	...	4	...	...	...
	21	Total	92	...	...	...	64	...	28	...	...	...
		Urban	31	...	...	...	19	...	12	...	...	...
	22	Total	162	...	...	...	145	...	17	...	...	...
		Urban	30	...	...	...	15	...	15	...	...	...
	23	Total	65	9	2	1	61	2	2	6	...	...
		Urban	6	7	...	1	5	1	1	5	...	...
	27	Total	84	3	3	...	32	1	48	2	1	...
		Urban	35	1	1	...	8	1	25	...	1	...
	28	Total	91	1	...	...	43	...	48	1	...	...
		Urban	13	...	...	...	5	...	8	...	...	...
	30	Total	3	...	...	...	3	...	...	...	...	...
	31	Total	1	...	...	...	...	...	1	...	...	...
	32	Total	3	...	...	...	3	...	...	...	...	...
		Urban	2	...	...	...	2	...	...	...	...	...

B-IV—PART-B—Industrial Classification by Sex and Class of Worker of Persons at Work in Non-household Industry, Trade, Business, Profession or Service—(Contd.)

Branch of Industry Division and Major Group of I. S. I. C.		Total Urban	Total		Employer		Employee		Single Worker		Family Worker	
			Males	Females	Males	Females	Males	Females	Males	Females	Males	Females
1		2	3	4	5	6	7	8	9	10	11	12
						MAHE AREA (Contd.)						
Major Groups	33	Total	3	...	...	...	2	...	1	...	...	...
		Urban	2	...	...	...	2	...	...	...	...	...
	34—35	Total	1	1	...	1	1	...	...	...	...	...
		Urban	...	1	...	1	...	...	...	...	...	...
	36	Total	9	...	...	...	5	...	4	...	...	...
		Urban	6	...	...	...	4	...	2	...	...	...
	37	Total	2	...	...	...	2	...	...	...	...	...
		Urban	2	...	...	...	2	...	...	...	...	...
	38	Total	10	...	...	...	9	...	1	...	...	...
		Urban	3	...	...	...	3	...	...	...	...	...
	39	Total	43	...	3	...	10	...	30	...	...	...
		Urban	24	...	...	...	2	...	22	...	...	...
Division	4	Total	61	...	4	...	20	...	37	...	...	...
		Urban	27	...	3	...	5	...	19	...	...	...
Major Group	40	Total	61	...	4	...	20	...	37	...	...	...
		Urban	27	...	3	...	5	...	19	...	...	...
Division	5	Total	8	...	...	...	8	...	...	...	...	...
		Urban	7	...	...	...	7	...	...	...	...	...
Major Group	50	Total	8	...	...	...	8	...	...	...	...	...
		Urban	7	...	...	...	7	...	...	...	...	...
Division	6	Total	607	25	149	6	163	10	266	8	29	1
		Urban	278	10	78	6	64	...	118	4	18	...
MajorGroups	60-63	Total	59	6	34	6	22	...	...	...	3	...
		Urban	46	6	30	6	13	...	...	...	3	...
	64—68	Total	528	19	110	...	127	10	265	8	26	1
		Urban	221	4	44	...	44	...	118	4	15	...
	69	Total	20	...	5	...	14	...	1	...	...	...
		Urban	11	...	4	...	7	...	...	...	...	...
Division	7	Total	62	...	1	...	54	...	7	...	...	...
		Urban	31	...	1	...	26	...	4	...	...	...
MajorGroups	70-71	Total	48	...	1	...	40	...	7	...	...	...
		Urban	24	...	1	...	19	...	4	...	...	...
	73	Total	14	...	...	...	14	...	...	...	...	...
		Urban	7	...	...	...	7	...	...	...	...	...

B-IV—PART-B—Industrial Classification by Sex and Class of Worker of Persons at Work in Non-household Industry, Trade, Business, Profession or Service—(Contd.)

Branch of Industry Division and Major Group of I. S. I. C.		Total Urban	Total		Employer		Employee		Single Worker		Family Worker	
			Males	Females	Males	Females	Males	Females	Males	Females	Males	Females
1		2	3	4	5	6	7	8	9	10	11	12
						MAHE AREA (Concld.)						
Division	8	Total	1,263	750	67	2	779	540	411	208	6	...
		Urban	539	357	25	1	359	302	154	54	1	...
Major Groups	80	Total	196	2	...	...	196	2	...	...	...	...
		Urban	105	2	...	...	105	2	...	...	...	...
	81	Total	177	66	1	...	174	66	2	...	...	...
		Urban	79	37	1	...	78	37	...	...	...	...
	82	Total	61	11	5	...	38	11	18	...	...	...
		Urban	25	8	2	...	18	8	5	...	...	...
	83	Total	19	2	...	...	10	2	9	...	...	...
		Urban	6	...	...	...	3	...	3	...	...	...
	84	Total	18	...	2	...	6	...	10	...	...	...
		Urban	15	...	2	...	6	...	7	...	...	...
	85	Total	7	...	...	...	3	...	4	...	...	...
		Urban	6	...	...	...	3	...	3	...	...	...
	86	Total	12	3	...	...	5	1	7	2	...	...
		Urban	10	3	...	...	5	1	5	2	...	...
	87	Total	7	...	1	...	6	...	...	...	...	...
		Urban	7	...	1	...	6	...	...	...	...	...
	88	Total	378	298	57	2	204	287	111	9	6	...
		Urban	186	245	18	1	114	241	53	3	1	...
	89	Total	388	368	1	...	137	171	250	197	...	...
		Urban	100	62	1	...	21	13	78	49	...	...
Division	9	Total	9	...	...	...	4	...	3	...	2	...
		Urban	4	...	...	...	2	...	2	...	...	...
Major Group	90	Total	9	...	...	...	4	...	3	...	2	...
		Urban	4	...	...	...	2	...	2	...	...	...

B–IV—PART–B—Industrial Classification by Sex and Class of Worker of *Persons at Work in Non-household Industry, Trade, Business, Profession or Service—(Contd.)*

Branch of Industry Division and Major Group of I. S. I. C		Total Urban	Total		Employer		Employee		Single Worker		Family Worker	
			Males	Females	Males	Females	Males	Females	Males	Females	Males	Females
1		2	3	4	5	6	7	8	9	10	11	12
						YANAM AREA						
ALL DIVISIONS		Total and Urban	**1,308**	**545**	**30**	**2**	**389**	**60**	**585**	**411**	**304**	**72**
Division	0	Total and Urban	**305**	**2**	...	...	**9**	...	**101**	**1**	**195**	**1**
Major Groups	00	Total and Urban	9	...	...	...	8	...	1	...	...	...
	03	Total and Urban	296	2	...	...	1	...	100	1	195	1
Division	2 & 3	Total and Urban	**84**	**2**	**6**	...	**39**	...	**24**	**2**	**15**	...
Major Groups	20	Total and Urban	25	2	5	...	17	...	2	2	1	...
	21	Total and Urban	6	...	...	...	1	...	3	...	2	...
	23	Total and Urban	1	...	...	...	1	...	...	...	...	...
	27	Total and Urban	16	...	1	...	4	...	7	...	4	...
	28	Total and Urban	18	...	...	...	6	...	6	...	6	...
	31	Total and Urban	6	...	...	...	5	...	1	...	...	...
	33	Total and Urban	1	...	...	...	1	...	...	...	...	...
	4—35	Total and Urban	2	...	...	...	...	...	2	...	...	...

B-IV—PART-B—Industrial Classification by Sex and Class of Worker of Persons at Work in Non-household Industry, Trade, Business, Profession or Service—(Contd.)

Branch of Industry Division and Major Group of I. S. I. C.		Total Urban	Total		Employer		Employee		Single Worker		Family Worker	
			Males	Females	Males	Females	Males	Females	Males	Females	Males	Females
1		2	3	4	5	6	7	8	9	10	11	12
						YANAM AREA (Contd.)						
Major Groups	36	Total and Urban	1	...	...	...	1	...	...	...	...	...
	38	Total and Urban	6	...	...	...	3	...	1	...	2	...
	39	Total and Urban	2	...	...	...	...	...	2	...	...	...
Division	4	Total and Urban	**20**	**3**	**2**	...	**6**	**1**	**12**	**2**	...	...
Major Group	40	Total and Urban	**20**	3	**2**	...	6	1	12	2	...	...
Division	5	Total and Urban	**5**	...	...	...	**5**	...	...	...	...	...
Major Groups	50	Total and Urban	3	...	...	...	3	...	...	...	...	...
	51	Total and Urban	2	...	...	...	2	...	...	...	...	...
Division	6	Total and Urban	**156**	**121**	**7**	**2**	**23**	**1**	**69**	**70**	**57**	**48**
Major Groups	60-63	Total and Urban	3	...	...	...	3	...	...	...	...	...
	64-68	Total and Urban	144	121	7	2	12	1	68	70	57	48
	69	Total and Urban	9	...	...	...	8	...	1	...	...	...
Division	7	Total and Urban	**134**	...	**4**	...	**69**	...	**45**	...	**16**	...

B-IV—PART-B—Industrial Classification by Sex and Class of Worker of Persons at Work in Non-household Industry, Trade, Business, Profession or Service--(Concld.)

Branch of Industry Division and Major Group of I. S. I. C.		Total Urban	Total		Employer		Employee		Single Worker		Family Worker	
			Males	Females	Males	Females	Males	Females	Males	Females	Males	Females
1		2	3	4	5	6	7	8	9	10	11	12
						YANAM AREA (Concld.)						
Major Groups	70-71	Total and Urban	129	...	4	...	64	...	45	...	16	...
	73	Total and Urban	5	...	...	...	5	...	...	...	...	...
Division	8	Total and Urban	**590**	**417**	**11**	...	**226**	**58**	**333**	**336**	**20**	**23**
Major Groups	80	Total and Urban	93	5	...	...	93	5	...	...	...	...
	81	Total and Urban	55	13	...	...	55	13	...	...	...	...
	82	Total and Urban	21	3	2	...	14	3	5	...	...	...
	83	Total and Urban	7	4	...	...	4	4	3	...	...	...
	84	Total and Urban	16	...	2	...	8	...	6	...	...	...
	85	Total and Urban	6	...	...	...	2	...	4	...	...	...
	86	Total and Urban	6	1	...	...	5	...	1	1	...	...
	87	Total and Urban	5	...	...	...	4	...	1	...	...	...
	88	Total and Urban	69	57	7	...	29	30	13	4	20	23
	89	Total and Urban	312	334	...	...	12	3	300	331	...	...
Division	9	Total and Urban	**14**	...	...	...	**12**	...	**1**	...	**1**	...
Major Group	90	Total and Urban	14	...	...	...	12	...	1	...	1	...

B-IV—PART-C—Industrial Classification by Sex and Divisions, Major Groups and

Note :—Minor Groups having less than 1% of workers of the respective Division (less than 0·5% in case of Minor Groups of Division 2 & 3) have not been shown in this table Divisions thus affected are marked with an asterish (*)

Branch of Industry		Total workers					
Division, Major Group and Minor Group of I. S. I. C.		Total			Urban		
		Persons	Males	Females	Persons	Males	Females
1		2	3	4	5	6	7
							PONDICHERRY
ALL DIVISIONS		**77,509**	**61,747**	**15,762**	**25,046**	**20,215**	**4,831**
*Division	0	**8,184**	**7,619**	**565**	**1,316**	**1,245**	**71**
Major Group	00	1,111	994	117	211	192	19
Minor Groups	005	180	162	18	53	50	3
	006	245	214	31	86	75	11
	008	232	232	...	26	26	...
	009	398	356	42	16	16	...
Major Group	01	448	398	50	4	4	...
Minor Group	015	446	396	50	2	2	...
Major Groups	02	86	77	9	22	21	1
	03	4,521	4,463	58	871	838	33
Minor Groups	030	3,301	3,266	35	564	537	27
	031	1,220	1,197	23	307	301	6
Major Group	04	2,018	1,687	331	208	190	18
Minor Group	040	1,830	1,556	274	184	168	16
Division	1	**48**	**47**	**1**	**6**	**6**	...
Major Group	10	48	47	1	6	6	...
Minor Groups	100	3	3	...	1	1	...
	107	45	44	1	5	5	...
*Division	2 & 3	**24,269**	**19,177**	**5,092**	**6,287**	**4,973**	**1,314**
Major Group	20	2,610	1,599	1,011	668	515	153
Minor Groups	200	769	624	145	309	253	56
	201	409	398	11	11	11	...
	204	309	88	221	45	45	...
	205	197	180	17	124	110	14
	207	165	150	15	49	42	7
	209	695	113	582	100	42	58
Major Group	21	1,506	1,493	13	287	285	2
Minor Groups	212	1,222	1,220	2	141	140	1
	214	154	153	1	108	107	1
Major Group	22	351	350	1	111	111	...
Minor Groups	220	159	159	...	29	29	...
	221	151	150	1	79	79	...
Major Group	23	12,147	9,028	3,119	2,407	1,618	789
Minor Groups	231	362	18	344	122	13	09
	232	8,030	6,417	1,613	929	839	90

Minor Groups of Persons at Work other than Cultivation

Workers at Household Industry				Workers in Non-household Industry, etc.			
Total		Urban		Total		Urban	
Males	Females	Males	Females	Males	Females	Males	Females
8	9	10	11	12	13	14	15
STATE							
4,244	**3,262**	**1,091**	**1,059**	**57,503**	**12,500**	**19,124**	**3,772**
367	**187**	**89**	**17**	**7,252**	**378**	**1,156**	**54**
15	12	5	3	979	105	187	16
4	...	...	...	158	18	50	3
3	5	3	3	211	26	72	8
5	...	2	...	227	...	24	...
...	...	...	...	356	42	16	...
2	...	...	...	396	50	4	...
2	...	...	...	394	50	2	...
4	5	...	1	73	4	21	...
4	13	...	...	4,459	45	838	33
...	4	...	...	3,266	31	537	27
4	9	...	...	1,193	14	301	6
342	157	84	13	1,345	174	106	5
299	136	74	11	1,257	138	94	5
...	...	...	...	47	1	6	...
...	...	...	...	47	1	6	...
...	...	...	...	3	...	1	...
...	...	...	...	44	1	5	...
3,877	**3,075**	**1,002**	**1,042**	**15,300**	**2,017**	**3,971**	**272**
222	910	65	95	1,377	101	450	58
45	65	11	7	579	80	242	49
...	...	...	...	398	11	11	...
7	221	...	...	81	...	45	...
34	13	23	10	146	4	87	4
40	11	6	4	110	4	36	3
89	580	24	56	24	2	18	2
19	10	2	...	1,474	3	283	2
3	...	1	...	1,217	2	139	1
2	...	1	...	151	1	106	1
14	1	8	...	336	...	103	...
1	...	...	...	158	...	29	...
10	1	8	...	140	...	71	...
2,155	**1,423**	**615**	**651**	**6,873**	**1,696**	**1,003**	**138**
15	336	12	102	3	8	1	7
...	...	...	...	6,417	1,613	839	90

B-IV—PART-C—Industrial Classification by Sex and Divisions, Major Groups and

Branch of Industry		Total workers					
Division, Major Group and Minor Group of I. S. I. C.		Total			Urban		
		Persons	Males	Females	Persons	Males	Females
1		2	3	4	5	6	7
							PONDICHERRY
Minor Group	235	3,665	2,523	1,142	1,341	754	587
Major Groups	24	114	41	73	12	8	4
	25	2	2	...	...	...	...
	26	39	35	4	6	6	...
	27	1,515	1,265	250	696	503	193
Minor Groups	273	1,119	1,064	55	496	451	45
	277	133	8	125	100	4	96
Major Group	28	1,994	1,774	220	456	440	16
Minor Groups	280	163	163	...	22	22	...
	281	576	574	2	142	141	1
	282	460	459	1	82	82	...
	288	413	198	215	33	18	15
	289	305	305	...	135	135	...
Major Groups	29	16	13	3	9	6	3
	30	266	259	7	139	133	6
Minor Group	302	213	209	4	101	97	4
Major Group	31	230	228	2	71	69	2
Minor Group	311	200	198	2	66	64	2
Major Groups	32	34	18	16	28	12	16
	33	182	156	26	64	59	5
	34—35	792	537	255	114	37	77
Minor Groups	340	301	208	93	29	11	18
	350	307	221	86	15	10	5
Major Group	36	783	778	5	294	294	...
Minor Groups	360	135	135	...	42	42	...
	369	445	442	3	149	149	...
Major Groups	37	109	87	22	43	35	8
	38	508	496	12	279	268	11
Minor Groups	384	167	166	1	108	107	1
	388	290	289	1	144	144	...
Major Group	39	1,071	1,018	53	603	574	29
Minor Group	393	860	859	1	495	495	...
*Division	4	3,659	3,463	196	963	900	63
Major Group	40	3,659	3,463	196	963	900	63
Minor Groups	400	3,123	2,947	176	917	859	58
	401	355	338	17	32	27	5

Minor Groups of Persons at Work other than Cultivation—(Contd.)

Workers at Household Industry				Workers in Non-household Industry, etc.			
Total		Urban		Total		Urban	
Males	Females	Males	Females	Males	Females	Males	Females
8	9	10	11	12	13	14	15
STATE (Contd.)							
2,125	1,071	601	547	398	71	153	40
15	43	1	2	26	30	7	2
2	...	...	...	...	...	...	...
28	4	...	...	7	...	6	...
133	198	53	153	1,132	52	450	40
107	16	41	13	957	39	410	32
3	124	1	95	5	1	3	1
410	193	52	14	1,364	27	388	2
16	...	...	...	147	...	22	...
83	...	32	...	491	2	109	1
58	...	3	...	401	1	79	...
150	192	11	14	48	23	7	1
76	...	5	...	229	...	130	...
4	3	2	3	9	...	4	...
...	1	...	...	259	6	133	6
...	...	...	...	209	4	97	4
44	...	16	...	184	2	53	2
42	...	16	...	156	2	48	2
1	14	1	14	17	2	11	2
52	22	19	4	104	4	40	1
249	197	21	76	288	58	16	1
62	40	4	18	146	53	7	...
152	85	10	5	69	1	...	...
159	2	21	...	619	3	273	...
11	...	1	...	124	...	41	...
111	2	7	...	331	1	142	...
3	...	1	...	84	22	34	8
27	9	8	8	469	3	260	3
...	1	...	1	166	...	107	...
19	1	7	...	270	...	137	...
340	45	117	22	678	8	457	7
312	...	107	...	547	1	388	...
...	...	...	...	3,463	196	900	63
...	...	...	...	3,463	196	900	63
...	...	...	...	2,947	176	859	58
...	...	...	...	338	17	27	5

B-IV—PART-C—Industrial Classification by Sex and Divisions, Major Groups and

Branch of Industry		Total workers					
Division, Major Group and Minor Group of I. S. I. C.		Total			Urban		
		Persons	Males	Females	Persons	Males	Females
1		2	3	4	5	6	7
							PONDICHERRY
Minor Group	403	178	175	3	12	12	...
*Division	5	**437**	**410**	**27**	**211**	**191**	**20**
Major Group	50	374	371	3	166	165	1
Minor Groups	500	284	281	3	99	98	1
	501	89	89	...	66	66	...
Major Group	51	63	39	24	45	26	19
Minor Groups	510	10	10	...	6	6	...
	511	53	29	24	39	20	19
*Division	6	**13,352**	**10,127**	**3,225**	**4,949**	**4,482**	**467**
Major Groups	60—63	223	216	7	103	97	6
	64—68	12,414	9,223	3,191	4,370	3,917	453
Minor Groups	640	6,176	3,865	2,311	1,746	1,437	309
	642	1,265	1,148	117	201	193	8
	644	609	591	18	290	282	8
	645	225	179	46	73	63	10
	646	854	382	472	212	149	63
	650	960	872	88	577	576	1
	661	143	139	4	96	93	3
	689	764	701	63	475	440	35
Major Group	69	715	688	27	476	468	8
Minor Groups	690	206	201	5	187	182	5
	695	182	181	1	143	142	1
	699	192	173	19	57	56	1
*Division	7	**3,279**	**3,264**	**15**	**1,445**	**1,439**	**6**
Major Group	70-71	2,977	2,963	14	1,291	1,286	5
Minor Groups	700	115	114	1	44	43	1
	701	221	221	...	90	90	...
	702	567	567	...	271	271	...
	703	492	492	...	50	50	...
	704	101	101	...	52	52	...
	705	1,232	1,219	13	665	661	4
	706	195	195	...	81	81	...
	707	39	39	...	35	35	...
Major Groups	72	6	5	1	5	4	1
	73	296	296	...	149	149	...
Minor Group	730	274	274	...	134	134	...

Minor Groups of Persons at Work other than Cultivation—(Contd.)

Workers at Household Industry				Workers in Non-household Industry, etc.			
Total		Urban		Total		Urban	
Males	Females	Males	Females	Males	Females	Males	Females
8	9	10	11	12	13	14	15
STATE (Contd.)							
...	...	...	...	175	3	12	...
...	...	...	...	**410**	**27**	**191**	**20**
...	...	...	...	371	3	165	1
...	...	...	...	281	3	98	1
...	...	...	...	89	...	66	...
...	...	...	...	39	24	26	19
...	...	...	...	10	...	6	...
...	...	...	...	29	24	20	19
...	...	...	...	**10,127**	**3,225**	**4,482**	**467**
...	...	...	...	216	7	97	6
...	...	...	...	9,223	3,191	3,917	453
...	...	...	...	3,865	2,311	1,437	309
...	...	...	...	1,148	117	193	8
...	...	...	...	591	18	282	8
...	...	...	...	179	46	63	10
...	...	...	...	382	472	149	63
...	...	...	...	872	88	576	1
...	...	...	...	139	4	93	3
...	...	...	...	701	63	440	35
...	...	...	...	688	27	468	8
...	...	...	...	201	5	182	5
...	...	...	...	181	1	142	1
...	...	...	...	173	19	56	1
...	...	...	...	**3,264**	**15**	**1,439**	**6**
...	...	...	...	2,963	14	1,286	5
...	...	...	...	114	1	43	1
...	...	...	...	221	...	90	...
...	...	...	...	567	...	271	...
...	...	...	...	492	...	50	...
...	...	...	...	101	...	52	...
...	...	...	...	1,219	13	661	4
...	...	...	...	195	...	81	...
...	...	...	...	39	...	35	...
...	...	...	...	**5**	1	4	1
...	...	...	...	296	...	149	...
...	...	...	...	274	...	134	...

B-IV—PART-C—Industrial Classification by Sex and Divisions, Major Groups and

Branch of Industry Division, Major Group and Minor Group of I. S. I. C.		Total workers					
		Total			Urban		
		Persons	Males	Females	Persons	Males	Females
1		2	3	4	5	6	7
							PONDICHERRY
*Division	8	**19,532**	**14,363**	**5,169**	**9,851**	**6,961**	**2,890**
Major Group	80	3,935	3,806	129	2,136	2,064	72
Minor Groups	803	958	955	3	568	568	...
	804	329	324	5	185	180	5
	805	881	820	61	305	289	16
	809	1,767	1,707	60	1,078	1,027	51
Major Group	81	2,082	1,441	641	1,115	705	410
Minor Group	811	1,956	1,345	611	1,037	646	391
Major Group	82	1,242	937	305	660	503	157
Minor Group	820	1,173	868	305	640	483	157
Major Group	83	818	687	131	284	182	102
Minor Groups	830	307	213	94	162	83	79
	831	467	458	9	100	93	7
Major Groups	84	208	208	...	150	150	...
	85	107	105	2	66	64	2
	86	147	126	21	95	82	13
	87	386	379	7	150	145	5
Minor Group	872	249	243	6	99	95	4
Major Group	88	6,872	4,265	2,607	3,279	1,779	1,500
Minor Groups	880	2,877	979	1,898	2,005	614	1,391
	881	233	141	92	56	54	2
	882	1,544	1,467	77	756	726	30
	883	1,467	930	537	245	168	77
	884	691	688	3	182	182	...
Major Group	89	3,735	2,409	1,326	1,916	1,287	629
Minor Group	890	3,735	2,409	1,326	1,916	1,287	629
Division	9	**4,749**	**3,277**	**1,472**	**18**	**18**	...
Major Group	90	4,749	3,277	1,472	18	18	...
Minor Group	900	4,749	3,277	1,472	18	18	...

Minor Groups of Persons at Work other than Cultivation—(Contd.)

Workers at Household Industry				Workers in Non-household Industry, etc.			
Total		Urban		Total		Urban	
Males	Females	Males	Females	Males	Females	Males	Females
8	9	10	11	12	13	14	15
STATE (Concld.)							
...	...	...	...	**14,363**	**5,169**	**6,961**	**2,890**
...	...	...	...	3,806	129	2,064	72
...	...	...	...	955	3	568	...
...	...	...	...	324	5	180	5
...	...	...	...	820	61	289	16
...	...	...	...	1,707	60	1,027	51
...	...	...	...	1,441	641	705	410
...	...	...	...	1,345	611	646	391
...	...	...	...	937	305	503	157
...	...	...	...	868	305	483	157
...	...	...	...	687	131	182	102
...	...	...	...	213	94	83	79
...	...	...	...	458	9	93	7
...	...	...	...	208	...	150	...
...	...	...	...	105	2	64	2
...	...	...	...	126	21	82	13
...	...	...	...	379	7	145	5
...	...	...	...	243	6	95	4
...	...	...	...	4,265	2,607	1,779	1,500
...	...	...	...	979	1,898	614	1,391
...	...	...	...	141	92	54	2
...	...	...	...	1,467	77	726	30
...	...	...	...	930	537	168	77
...	...	...	...	688	3	182	...
...	...	...	...	2,409	1,326	1,287	629
...	...	...	...	2,409	1,326	1,287	629
...	...	...	...	**3,277**	**1,472**	**18**	...
...	...	...	...	3,277	1,472	18	...
...	...	...	...	3,277	1,472	18	...

B-IV—PART-C—Industrial Classification by Sex and Divisions, Major Groups, and

Branch of Industry Division, Major Group and Minor Group of I. S. I. C.		Total workers					
		Total			Urban		
		Persons	Males	Females	Persons	Males	Females
1		2	3	4	5	6	7
							PONDICHERRY
ALL DIVISIONS		55,536	44,124	11,412	15,147	12,240	2,907
*Division	0	5,478	5,051	427	244	221	23
Major Group	00	667	597	70	128	113	15
Minor Groups	005	133	118	15	12	11	1
	006	222	192	30	71	61	10
	008	93	93	...	9	9	...
	009	176	169	7	7	7	...
Major Group	01	349	302	47	2	2	...
Minor Group	015	348	301	47	1	1	...
Major Groups	02	70	62	8	11	10	1
	03	2,739	2,714	25	20	19	1
Minor Groups	030	2,051	2,042	9	19	18	1
	031	688	672	16	1	1	...
Major Group	04	1,653	1,376	277	83	77	6
Minor Group	040	1,498	1,275	223	76	72	4
Division	1	3	3	...	1	1	...
Major Group	10	3	3	...	1	1	...
Minor Groups	100	2	2	...	1	1	...
	107	1	1	...	...	...	...
*Division	2 & 3	20,089	15,830	4,259	4,599	3,584	1,015
Major Group	20	1,685	1,063	622	321	242	79
Minor Groups	200	327	267	60	102	88	14
	201	409	398	11	11	11	...
	207	131	124	7	31	28	3
	209	617	91	526	81	27	54
Major Group	21	1,050	1,037	13	182	180	2
Minor Group	212	852	850	2	85	84	1
Major Groups	22	39	38	1	10	10	...
	23	11,674	8,690	2,984	2,340	1,575	765
Minor Groups	231	337	17	320	114	12	102
	232	8,024	6,411	1,613	923	833	90
	235	3,230	2,196	1,034	1,292	720	572
Major Groups	24	98	32	66	8	6	2
	25	2	2	...	...	...	...
	26	32	28	4	6	6	...
	27	1,037	928	109	374	318	56

Minor Groups of Persons at Work other than Cultivation—(Contd.)

	Workers at Household Industry				Workers in Non-household Industry, etc.			
	Total		Urban		Total		Urban	
	Males	Females	Males	Females	Males	Females	Males	Females
	8	9	10	11	12	13	14	15
AREA								
	3,402	**2,479**	**806**	**810**	**40,722**	**8,933**	**11,434**	**2,097**
	277	**141**	**19**	**8**	**4,774**	**286**	**202**	**15**
	8	5	4	3	589	65	109	12
	4	...	...	...	114	15	11	1
	2	5	2	3	190	25	59	7
	2	...	2	...	91	...	7	...
	...	...	...	...	169	7	7	...
	2	...	...	...	300	47	2	...
	2	...	...	...	299	47	1	...
	4	4	...	1	58	4	10	...
	2	13	...	...	2,712	12	19	1
	...	4	...	...	2,042	5	18	1
	2	9	...	...	670	7	1	...
	261	119	15	4	1,115	158	62	2
	229	99	15	2	1,046	124	57	2
	...	...	...	...	3	...	1	...
	...	...	...	...	3	...	1	...
	...	...	...	...	2	...	1	...
	...	...	...	...	1	...	...	...
	3,125	2,338	787	802	12,705	1,921	2,797	213
	169	584	41	61	894	38	201	18
	45	41	11	3	222	19	77	11
	...	...	...	...	398	11	11	...
	24	3	...	...	100	4	28	3
	82	526	23	54	9	...	4	...
	12	10	1	...	1,025	3	179	2
	1	...	...	...	849	2	84	1
	8	1	5	...	30	...	5	...
	1,897	1,298	586	634	6,793	1,686	989	131
	14	319	11	101	3	1	1	1
	...	...	...	...	6,411	1,613	833	90
	1,870	965	574	533	326	69	146	39
	8	36	1	...	24	30	5	2
	2	...	...	...	...	...	...	...
	21	4	...	...	7	...	6	...
	100	67	26	24	828	42	292	32

B-IV—PART-C—Industrial Classification by Sex and Divisions, Major Groups and

Branch of Industry		Total workers					
Division, Major Group and Minor Group of I. S. I. C.		Total			Urban		
		Persons	Males	Females	Persons	Males	Females
1		2	3	4	5	6	7
							PONDICHERRY
Minor Group	273	859	814	45	317	282	35
Major Group	28	1,367	1,225	142	257	252	5
Minor Groups	281	379	377	2	84	83	1
	282	354	353	1	53	53	...
	288	276	137	139	8	4	4
	289	215	215	...	68	68	...
Major Groups	29	15	12	3	8	5	3
	30	236	229	7	117	111	6
Minor Group	302	189	185	4	85	81	4
Major Group	31	168	167	1	13	12	1
Minor Group	311	142	141	1	10	9	1
Major Groups	32	31	15	16	26	10	16
	33	138	114	24	34	31	3
	34—35	625	435	190	51	10	41
Minor Groups	340	229	161	68	17	5	12
	350	251	180	71	...	...	...
Major Group	36	677	674	3	245	245	...
Minor Groups	360	126	126	...	41	41	...
	369	404	402	2	132	132	...
Major Groups	37	96	74	22	32	24	8
	38	393	384	9	209	200	9
Minor Groups	384	143	142	1	90	89	1
	388	212	212	...	98	98	...
Major Group	39	726	683	43	366	347	19
Minor Group	393	579	578	1	301	301	...
*Division	4	**2,813**	**2,655**	**158**	**619**	**576**	**43**
Major Group	40	2,813	2,655	158	619	576	43
Minor Groups	400	2,381	2,226	155	595	552	43
	401	281	280	1	13	13	...
	403	148	146	2	9	9	...
*Division	5	**366**	**358**	**8**	**149**	**148**	**1**
Major Group	50	341	338	3	142	141	1
Minor Groups	500	275	272	3	91	90	1
	501	65	65	...	50	50	...
Major Group	51	25	20	5	7	7	...
Minor Group	510	9	9	...	5	5	...

Minor Groups of Persons at Work other than Cultivation—(Contd.)

Workers at Household Industry				Workers in Non-household Industry, etc.			
Total		Urban		Total		Urban	
Males	Females	Males	Females	Males	Females	Males	Females
8	9	10	11	12	13	14	15
AREA (Contd.)							
87	11	23	8	727	34	259	27
281	123	19	4	944	19	233	1
27	...	13	...	350	2	70	1
52	...	...	...	301	1	53	...
99	123	...	4	38	16	4	...
75	...	5	...	140	...	63	...
3	3	1	3	9	...	4	...
...	1	...	...	229	6	111	6
...	...	...	...	185	4	81	4
28	...	...	...	139	1	12	1
26	...	...	...	115	1	9	1
1	14	1	14	14	2	9	2
44	21	13	3	70	3	18	...
173	134	5	41	262	56	5	...
26	16	...	12	135	52	5	...
114	70	...	...	66	1	...	...
128	1	14	...	546	2	231	...
6	...	1	...	120	...	40	...
99	1	2	...	303	1	130	...
3	...	1	...	71	22	23	8
11	6	4	6	373	3	196	3
...	1	...	1	142	...	89	...
8	...	3	...	204	...	95	...
236	35	69	12	447	8	278	7
214	...	63	...	364	1	238	...
...	...	...	...	**2,655**	**158**	**576**	**43**
...	...	...	...	2,655	158	576	43
...	...	...	...	2,226	155	552	43
...	...	...	...	280	1	13	...
...	...	...	...	146	2	9	...
...	...	...	...	**358**	**8**	**148**	**1**
...	...	...	...	338	3	141	1
...	...	...	...	272	3	90	1
...	...	...	...	65	...	50	...
...	...	...	...	20	5	7	...
...	...	...	...	9	...	5	...

B-IV—PART-C—Industrial Classification by Sex and Divisions, Major Groups and

Branch of Industry		Total workers					
Division, Major Group and Minor Group of I. S. I. C.		Total			Urban		
		Persons	Males	Females	Persons	Males	Females
1		2	3	4	5	6	7
							PONDICHERRY
Minor Group	511	16	11	5	2	2	...
*Division	6	**8,326**	**6,225**	**2,101**	**2,890**	**2,643**	**247**
Major Groups	60—63	131	130	1	31	31	...
	64—68	7,684	5,609	2,075	2,536	2,296	240
Minor Groups	640	3,803	2,409	1,394	1,004	854	150
	642	695	599	96	136	132	4
	644	356	341	15	151	144	7
	645	156	117	39	45	35	10
	646	599	241	358	98	61	37
	650	695	607	88	391	390	1
	662	95	91	4	56	55	1
	689	393	347	36	250	227	23
Major Group	69	511	486	25	323	316	7
Minor Groups	690	146	141	5	134	129	5
	695	125	125	...	98	98	...
	699	150	132	18	37	36	1
*Division	7	**2,458**	**2,446**	**12**	**1,020**	**1,015**	**5**
Major Group	70-71	2,249	2,238	11	912	908	4
Minor Groups	700	50	49	1	23	22	1
	701	161	161	...	54	54	...
	702	456	456	...	202	202	...
	703	253	253	...	9	9	...
	704	44	44	...	7	7	...
	705	1,148	1,138	10	604	601	3
	706	118	118	...	5	5	...
Major Groups	72	6	5	1	5	4	1
	73	203	203	..	103	103	...
Minor Group	730	191	191	...	98	98	...
*Division	8	**12,451**	**9,269**	**3,182**	**5,625**	**4,052**	**1,573**
Major Group	80	3,001	2,896	105	1,533	1,481	52
Minor Groups	803	756	753	3	426	426	...
	804	274	269	5	148	143	5
	805	642	596	46	172	168	4
	809	1,329	1,278	51	787	744	43
Major Group	81	1,340	881	459	724	412	312
Minor Group	811	1,249	810	439	674	375	299

Minor Groups of Persons at Work other than Cultivation – (Contd.)

Workers at Household Industry				Workers in Non-household Industry, etc.			
Total		Urban		Total		Urban	
Males	Females	Males	Females	Males	Females	Males	Females
8	9	10	11	12	13	14	15
AREA (Contd.)							
...	...	...	...	11	5	2	...
...	...	...	...	**6,225**	**2,101**	**2,643**	**247**
...	...	...	...	130	1	31	...
...	...	...	...	5,609	2,075	2,296	240
...	...	...	...	2,409	1,394	854	150
...	...	...	...	599	96	132	4
...	...	...	...	341	15	144	7
...	...	...	...	117	39	35	10
...	...	...	...	241	358	61	37
...	...	...	...	607	88	390	1
...	...	...	...	91	4	55	1
...	...	...	...	347	36	227	23
...	...	...	...	486	25	316	7
...	...	...	...	141	5	129	5
...	...	...	...	125	...	98	...
...	...	...	...	132	18	36	1
...	...	...	...	**2,446**	**12**	**1,015**	**5**
...	...	...	...	2,238	11	908	4
...	...	...	...	49	1	22	1
...	...	...	...	161	...	54	...
...	...	...	...	456	...	202	...
...	...	...	...	253	...	9	...
...	...	...	...	44	...	7	...
...	...	...	...	1,138	10	601	3
...	...	...	...	118	...	5	...
...	...	...	...	5	1	4	1
...	...	...	...	203	...	103	...
...	...	...	...	191	...	98	...
...	...	...	...	**9,269**	**3,182**	**4,052**	**1,573**
...	...	...	...	2,896	105	1,481	52
...	...	...	...	753	3	426	...
...	...	...	...	269	5	143	5
...	...	...	...	596	46	168	4
...	...	...	...	1,278	51	744	43
...	...	...	...	881	459	412	312
...	...	...	...	810	439	375	299

B-IV—PART-C—Industrial Classification by Sex and Divisions, Major Groups and

Branch of Industry / Division, Major Group and Minor Group of I. S. I. C.		Total workers					
		Total			Urban		
		Persons	Males	Females	Persons	Males	Females
1		2	3	4	5	6	7
							PONDICHERRY
Major Group	82	913	674	239	470	355	115
Minor Group	820	872	633	239	463	348	115
Major Group	83	505	409	96	217	136	81
Minor Groups	830	176	104	72	136	72	64
	831	298	292	6	65	59	6
Major Groups	84	124	124	...	78	78	...
	85	83	81	2	48	46	2
	86	96	86	10	64	56	8
	87	249	244	5	104	99	5
Minor Group	872	156	152	4	76	72	4
Major Group	88	4,606	2,821	1,785	1,901	1,032	869
Minor Groups	880	1,933	690	1,243	1,229	400	829
	882	808	765	43	407	397	10
	883	1,236	762	474	117	88	29
	884	487	485	2	89	89	...
Major Group	89	1,534	1,053	481	486	357	129
Minor Group	890	1,534	1,053	481	486	357	129
Division	9	**3,552**	**2,287**	**1,265**	...	...	...
Major Group	90	3,552	2,287	1,265	...	...	...
Minor Group	900	3,552	2,287	1,265	...	...	...
							KARIKAL
ALL DIVISIONS		**15,322**	**12,615**	**2,707**	**5,691**	**4,879**	**812**
*Division	0	**1,728**	**1,639**	**89**	**170**	**163**	**7**
Major Group	00	386	346	40	60	57	3
Minor Groups	005	38	36	2	33	32	1
	008	136	136	...	14	14	...
	009	182	153	29	2	2	...
Major Group	01	97	94	3	...	...	...
Minor Group	015	97	94	3	...	...	...
Major Groups	02	6	5	1	4	4	...
	03	945	944	1	46	46	...
Minor Groups	030	718	718	...	43	43	...
	031	227	226	1	3	3	...
Major Group	04	294	250	44	60	56	4
Minor Group	040	271	230	41	52	48	4
Division	1	1	1	...	...	...	...

Minor Groups of Persons at Work other than Cultivation—(Contd.)

Workers at Household Industry				Workers in Non-household Industry, etc.			
Total		Urban		Total		Urban	
Males	Females	Males	Females	Males	Females	Males	Females
8	9	10	11	12	13	14	15
AREA (Concld.)							
...	...	...	...	674	239	355	115
...	...	...	...	633	239	348	115
...	...	...	...	409	96	136	81
...	...	...	...	104	72	72	64
...	...	...	...	292	6	59	6
...	...	...	...	124	..	78	...
...	...	...	...	81	2	46	2
...	...	...	...	86	10	56	8
...	...	...	...	244	5	99	5
...	...	...	...	152	4	72	4
...	...	...	...	2,821	1,785	1,032	869
...	...	...	...	690	1,243	400	829
...	...	...	...	765	43	397	10
...	...	...	...	762	474	88	29
...	...	...	...	485	2	89	...
...	...	...	...	1,053	481	357	129
...	...	...	...	1,053	481	357	129
...	...	...	...	**2,287**	**1,265**	...	...
...	...	...	...	2,287	1,265	...	...
...	...	...	...	2,287	1,265	...	...
AREA							
393	**513**	**76**	**89**	**12,222**	**2,194**	**4,803**	**723**
29	**37**	**13**	**1**	**1,610**	**52**	**150**	**6**
7	7	1	...	339	33	56	3
...	...	...	...	36	2	32	1
3	...	...	...	133	...	14	...
...	...	...	...	153	29	2	...
...	...	...	...	94	3	...	...
...	...	...	...	94	3	...	...
...	1	...	...	5	...	4	...
...	...	...	...	944	1	46	...
...	...	...	...	718	...	43	...
...	...	...	...	226	1	3	...
22	29	12	1	228	15	44	3
20	28	11	1	210	13	37	3
...	...	...	...	1	...	...	...

B-IV—PART-C—Industrial Classification by Sex and Divisions, Major Groups and

Branch of Industry / Division, Major Group and Minor Group of I. S. I. C.		Total workers					
		Total			Urban		
		Persons	Males	Females	Persons	Males	Females
1		2	3	4	5	6	7
							KARIKAL
Major Group	10	1	1	...	...	...	...
Minor Group	100	1	1	...	...	...	...
*Division	2 & 3	**2,796**	**2,240**	**556**	**1,100**	**964**	**136**
Major Group	20	788	432	356	248	202	46
Minor Groups	200	421	337	84	186	145	41
	204	235	22	213	16	16	...
	205	40	36	4	31	28	3
	207	20	18	2	7	7	...
	209	61	10	51	7	5	2
Major Group	21	352	352	...	67	67	...
Minor Groups	212	282	282	...	22	22	...
	214	55	55	...	39	39	...
Major Group	22	147	147	...	69	69	...
Minor Groups	221	120	120	...	66	66	...
	222	24	24	...	...	...	...
Major Group	23	47	34	13	7	7	...
Minor Group	235	35	27	8	...	...	...
Major Group	24	16	9	7	4	2	2
Minor Group	244	14	9	5	2	2	...
Major Group	27	259	218	41	156	115	41
Minor Groups	270	41	10	31	41	10	31
	271	70	70	...	...	...	...
	273	143	134	9	111	102	9
Major Group	28	491	421	70	147	138	9
Minor Groups	280	47	47	...	18	18	...
	281	160	160	...	21	21	...
	282	58	58	...	20	20	...
	288	125	57	68	19	10	9
	289	90	90	...	67	67	...
Major Groups	29	1	1	...	1	1	...
	30	27	27	...	22	22	...
Minor Group	302	21	21	...	16	16	...
Major Group	31	39	38	1	36	35	1
Minor Group	311	37	36	1	36	35	1
Major Group	33	36	34	2	23	21	2
Minor Group	336	20	20	...	11	11	...

Minor Groups of Persons at Work other than Cultivation—(Contd.)

Workers at Household Industry				Workers in Non-household Industry, etc.			
Total		Urban		Total		Urban	
Males	Females	Males	Females	Males	Females	Males	Females
8	9	10	11	12	13	14	15
AREA (Contd.)							
...	...	...	...	1	...	...	...
...	...	...	...	1	...	...	...
364	476	63	88	1,876	80	901	48
40	295	13	8	392	61	189	38
...	24	...	4	337	60	145	37
4	213	...	...	18	...	16	...
15	4	11	3	21	...	17	...
10	2	1	...	8	...	6	...
5	50	...	1	5	1	5	1
1	...	...	...	351	...	67	...
1	...	...	...	281	...	22	...
...	...	...	...	55	...	39	...
3	...	1	...	144	...	68	...
3	...	1	...	117	...	65	...
...	...	...	...	24	...	...	...
20	12	...	...	14	1	7	...
20	8	...	...	7	...	...	...
7	7	...	2	2	...	2	...
7	5	...	...	2	...	2	...
14	34	8	34	204	7	107	7
7	28	7	28	3	3	3	3
4	...	...	...	66	...	...	...
3	5	1	5	131	4	101	4
110	63	14	8	311	7	124	1
9	...	...	...	38	...	18	...
41	...	4	...	119	...	17	...
6	...	3	...	52	...	17	...
47	62	7	8	10	6	3	1
1	...	...	...	89	...	67	...
1	...	1	...	...	...	...	...
...	...	...	...	27	...	22	...
...	...	...	...	21	...	16	...
...	...	...	...	38	1	35	1
...	...	...	...	36	1	35	1
4	1	2	1	30	1	19	1
...	...	...	...	20	...	11	...

B-IV—PART-C—Industrial Classification by Sex and Divisions, Major Groups and

Branch of Industry / Division, Major Group and Minor Group of I. S. I. C.		Total workers					
		Total			Urban		
		Persons	Males	Females	Persons	Males	Females
1		2	3	4	5	6	7
							KARIKAL
Major Group	34—35	144	85	59	41	11	30
Minor Groups	340	67	42	25	8	2	6
	346	25	4	21	25	4	21
	350	41	31	10	...	...	...
Major Group	36	87	86	1	36	36	...
Minor Groups	367	16	16	...	1	12	...
	368	14	13	1	8	8	...
	369	30	30	...	10	10	...
Major Groups	37	11	11	...	9	9	...
	38	95	92	3	57	55	2
Minor Groups	384	15	15	...	15	15	...
	388	67	66	1	36	36	...
Major Group	39	256	253	3	177	174	3
Minor Groups	392	20	20	...	15	15	...
	393	211	211	...	148	148	...
	399	16	16	...	9	9	...
Division	4	**762**	**727**	**35**	**294**	**277**	**17**
Major Group	40	762	727	35	294	277	17
Minor Groups	400	663	645	18	275	263	12
	401	70	54	16	17	12	5
	403	29	28	1	2	2	...
Division	5	**58**	**39**	**19**	**50**	**31**	19
Major Group	50	22	22	...	14	14	...
Minor Groups	500	7	7	...	6	6	...
	501	15	15	...	8	8	...
Major Group	51	36	17	19	36	17	19
Minor Groups	510	1	1	...	1	1	...
	511	35	16	19	35	16	19
*Division	6	**4,117**	**3,139**	**978**	**1,494**	**1,405**	**89**
Major Groups	60—63	24	24	...	17	17	...
	64—68	3,918	2,942	976	1,344	1,256	88
Minor Groups	640	1,907	1,105	802	460	414	46
	642	503	494	9	48	45	3
	644	230	227	3	120	119	1
	645	61	54	7	21	21	...
	646	217	111	106	78	60	18

Minor Groups of Persons at Work other than Cultivation—(Contd.)

Workers at Household Industry				Workers in Non-household Industry, etc.			
Total		Urban		Total		Urban	
Males	Females	Males	Females	Males	Females	Males	Females
8	9	10	11	12	13	14	15
AREA (Contd.)							
62	58	2	30	23	1	9	...
32	24	...	6	10	1	2	...
...	21	...	21	4	...	4	...
28	10	...	...	3	...	...	...
23	...	1	...	63	1	35	...
2	...	...	...	14	...	12	...
3	...	1	...	10	1	7	...
6	...	...	...	24	...	10	...
...	...	...	...	11	...	9	...
12	3	...	2	80	...	55	...
...	...	...	...	15	...	15	...
7	1	...	...	59	...	36	...
67	3	21	3	186	...	153	...
...	...	...	...	20	...	15	...
66	...	21	...	145	...	127	...
...	...	...	...	16	...	9	...
...	...	...	...	**727**	**35**	**277**	**17**
...	...	...	...	727	35	277	17
...	...	...	...	645	18	263	12
...	...	...	...	54	16	12	5
...	...	...	...	28	1	2	...
...	...	...	...	**39**	**19**	**31**	**19**
...	...	...	...	22	...	14	...
...	...	...	...	7	...	6	...
...	...	...	...	15	...	8	...
...	...	...	...	17	19	17	19
...	...	...	...	1	...	1	...
...	...	...	...	16	19	16	19
...	...	...	...	**3,139**	**978**	**1,405**	**89**
...	...	...	...	24	...	17	...
...	...	...	...	2,942	976	1,256	88
...	...	...	...	1,105	802	414	46
...	...	...	...	494	9	45	3
...	...	...	...	227	3	119	1
...	...	...	...	54	7	21	...
...	...	...	...	111	105	60	18

B-IV—PART-C—Industrial Classification by Sex and Divisions, Major Groups and

Branch of Industry		Total workers					
Division, Major Group and Minor Group of I. S. I. C.		Total			Urban		
		Persons	Males	Females	Persons	Males	Females
1		2	3	4	5	6	7
							KARIKAL
Minor Groups	650	228	228	...	158	158	...
	686	47	47	...	41	41	...
	689	360	334	26	211	200	11
Major Group	69	175	173	2	133	132	1
Minor Groups	690	51	51	...	48	48	...
	695	42	41	1	33	32	1
*Division	7	**625**	**622**	**3**	**260**	**259**	**1**
Major Group	70—71	551	548	3	226	225	1
Minor Groups	700	53	53	...	11	11	...
	701	45	45	...	24	24	...
	702	84	84	...	57	57	...
	703	231	231	...	37	37	...
	704	55	55	...	43	43	...
	705	74	71	3	51	50	1
Major Group	73	74	74	...	34	34	...
Minor Groups	730	65	65	...	25	25	...
	731	9	9	...	9	9	...
*Division	8	**4,061**	**3,241**	**820**	**2,323**	**1,780**	**543**
Major Group	80	638	621	17	398	385	13
Minor Groups	803	147	147	...	104	104	...
	805	164	154	10	68	61	7
	809	293	286	7	202	196	6
Major Group	81	431	328	103	207	159	48
Minor Group	811	422	327	95	202	158	44
Major Group	82	233	181	52	133	102	31
Minor Group	820	209	157	52	123	92	31
Major Group	83	281	252	29	50	33	17
Minor Groups	830	119	97	22	18	3	15
	831	156	153	3	30	29	1
Major Group	84	50	50	...	41	41	...
Minor Group	840	46	46	...	40	40	...
Major Groups	85	11	11	...	6	6	...
	86	29	22	7	11	10	1
	87	125	123	2	34	34	...
Minor Group	872	90	88	2	20	20	...
Major Group	88	1,464	997	467	821	492	329

Minor Groups of Persons at Work other than Cultivation—(Contd.)

Workers at Household Industry				Workers in Non-household Industry, etc.			
Total		Urban		Total		Urban	
Males	Females	Males	Females	Males	Females	Males	Females
8	9	10	11	12	13	14	15
AREA (Contd.)							
...	...	...	...	228	...	158	...
...	...	...	...	47	...	41	...
...	...	...	...	334	26	200	11
...	...	...	...	173	2	132	1
...	...	...	...	51	...	48	...
...	...	...	...	41	1	32	1
...	...	...	...	**622**	**3**	**259**	**1**
...	...	...	...	548	3	225	1
...	...	...	...	53	...	11	...
...	...	...	...	45	...	24	...
...	...	...	...	84	...	57	...
...	...	...	...	231	...	37	...
...	...	...	...	55	...	43	...
...	...	...	...	71	3	50	1
...	...	...	...	74	...	34	...
...	...	...	...	65	...	25	...
...	...	...	...	9	...	9	...
...	...	...	...	**3,241**	**820**	**1,780**	**543**
...	...	...	...	621	17	385	13
...	...	...	...	147	...	104	...
...	...	...	...	154	10	61	7
...	...	...	...	286	7	196	6
...	...	...	...	328	103	159	48
...	...	...	...	327	95	158	44
...	...	...	...	181	52	102	31
...	...	...	...	157	52	92	31
...	...	...	...	252	29	33	17
...	...	...	...	97	22	3	15
...	...	...	...	153	3	29	1
...	...	...	...	50	...	41	...
...	...	...	...	46	...	40	...
...	...	...	...	11	...	6	...
...	...	...	...	22	7	10	1
...	...	...	...	123	2	34	...
...	...	...	...	88	2	20	...
...	...	...	...	997	467	492	329

B-IV—PART-C—Industrial Classification by Sex and Divisions, Major Groups and

Branch of Industry		Total workers					
Division, Major Group and Minor Group of I. S. I. C.		Total			Urban		
		Persons	Males	Females	Persons	Males	Females
1		2	3	4	5	6	7
							KARIKAL
Minor Groups	880	547	193	354	448	144	304
	881	132	64	68	17	17	...
	882	450	436	14	205	199	6
	883	156	125	31	73	54	19
	884	164	164	...	66	66	...
Major Group	89	799	656	143	622	518	104
Minor Group	890	799	656	143	622	518	104
Division	9	**1,174**	**967**	**207**	...	...	...
Major Group	90	1,174	967	207	...	...	...
Minor Group	900	1,174	967	207	...	...	...
							MAHE
ALL DIVISIONS		**4,448**	**3,502**	**946**	**2,005**	**1,590**	**415**
*Division	0	**614**	**571**	**43**	**538**	**503**	**35**
Major Group	00	49	42	7	14	13	1
Minor Group	009	40	34	6	7	7	...
Major Groups	01	2	2	...	2	2	...
	02	10	10	...	7	7	...
	03	539	509	30	507	477	30
Minor Groups	030	532	506	26	502	476	26
	031	7	3	4	5	1	4
Major Group	04	14	8	6	8	4	4
Minor Group	040	13	7	6	8	4	4
Division	1	**44**	**43**	**1**	**5**	**5**	...
Major Group	10	44	43	1	5	5	...
Minor Group	107	44	43	1	5	5	...
*Division	2&3	**1,005**	**878**	**127**	**209**	**196**	**13**
Major Group	20	76	69	7	38	36	2
Minor Groups	205	53	53	...	26	26	...
	207	8	4	4	5	3	2
	209	11	8	3	6	6	...
Major Group	21	97	97	...	31	31	...
Minor Group	212	85	85	...	31	31	...
Major Group	22	163	163	...	30	30	...
Minor Group	220	159	159	...	29	29	...
Major Group	23	381	275	106	15	7	8
Minor Group	231	21	1	20	8	1	7

Minor Groups of Persons at Work other than Cultivation—(Contd.)

Workers at Household Industry				Workers in Non-household Industry, etc.			
Total		Urban		Total		Urban	
Males	Females	Males	Females	Males	Females	Males	Females
8	9	10	11	12	13	14	15
AREA (Concld.)							
...	...	...	...	193	354	144	304
...	...	...	...	64	68	17	...
...	...	...	...	436	14	199	6
...	...	...	...	125	31	54	19
...	...	...	...	164	...	66	...
...	...	...	...	656	143	518	104
...	...	...	...	656	143	518	104
...	...	...	...	967	207	...	...
...	...	...	...	967	207	...	...
...	...	...	...	967	207	...	...
AREA							
251	**118**	**11**	**8**	**3,251**	**828**	**1,579**	**407**
8	**5**	**4**	**4**	**563**	**38**	**499**	**31**
...	...	...	...	42	7	13	1
...	...	...	...	34	6	7	...
...	...	...	...	2	...	2	...
...	...	...	...	10	...	7	...
2	...	...	...	507	30	477	30
...	...	...	...	506	26	476	26
2	...	...	...	1	4	1	4
6	5	4	4	2	1	...	...
6	5	4	4	1	1	...	...
...	...	...	...	43	1	5	...
...	...	...	...	43	1	5	...
...	...	...	...	43	1	5	...
243	**113**	**7**	**4**	**635**	**14**	**189**	**9**
3	7	1	2	66	...	35	...
...	...	...	...	53	...	26	...
2	4	1	2	2	...	2	...
1	3	...	...	7	...	6	...
5	...	...	...	92	...	31	...
...	...	...	...	85	...	31	...
1	...	...	...	162	...	30	...
1	...	...	...	158	...	29	...
210	97	1	1	65	9	6	7
1	13	1	1	...	7	...	6

B-IV—PART-C—Industrial Classification by Sex and Divisions, Major Groups and

Branch of Industry		Total workers					
Division, Major Group and Minor Group of I. S. I. C.		Total			Urban		
		Persons	Males	Females	Persons	Males	Females
1		2	3	4	5	6	7
							MAHE
Minor Group	235	358	272	86	7	6	1
Major Group	26	7	7	...	...	...	...
Minor Group	261	7	7	...	...	...	...
Major Group	27	89	84	5	36	35	1
Minor Group	273	85	84	1	36	35	1
Major Group	28	99	92	7	15	14	1
Minor Groups	280	39	39	...	...	...	...
	282	48	48	...	9	9	...
	288	8	1	7	2	1	1
Major Groups	30	3	3	...	...	...	...
	31	1	1	...	...	...	...
	32	3	3	...	2	2	...
	33	4	4	...	3	3	...
	34-35	2	1	1	1	...	1
	36	12	11	1	6	6	...
Minor Group	369	6	5	1	2	2	...
Major Groups	37	2	2	...	2	2	...
	38	10	10	...	3	3	...
Minor Group	384	9	9	...	3	3	...
Major Group	39	56	56	...	27	27	...
Minor Group	393	50	50	...	26	26	...
Division	4	61	61	...	27	27	...
Major Group	40	61	61	...	27	27	...
Minor Group	400	58	58	...	26	26	...
	401	3	3	...	1	1	...
Division	5	8	8	...	7	7	...
Major Group	50	8	8	...	7	7	...
Minor Group	501	8	8	...	7	7	...
*Division	6	632	607	25	288	278	10
Major Group	60-63	65	59	6	52	46	6
Minor Groups	601	17	17	...	9	9	...
	621	8	8	...	8	8	...
	639	31	25	6	28	22	6
Major Group	64-68	547	528	19	225	221	4
Minor Groups	640	334	328	6	150	146	4
	642	60	49	11	10	10	...

Minor Groups of Persons at Work other than Cultivation—(Contd.)

Workers at Household Industry				Workers in Non-household Industry, etc.			
Total		Urban		Total		Urban	
Males	Females	Males	Females	Males	Females	Males	Females
8	9	10	11	12	13	14	15
AREA (Contd.)							
208	84	...	...	64	2	6	1
7	...	...	...	...	...	...	...
7	...	...	...	...	...	...	...
...	2	...	...	84	3	35	1
...	...	...	...	84	1	35	1
1	6	1	1	91	1	13	...
...	...	...	...	39	...	...	...
...	...	...	...	48	...	9	...
1	6	1	1	...	1	...	...
...	...	...	...	3	...	...	...
...	...	...	...	1	...	...	...
...	...	...	...	3	...	2	...
1	...	1	...	3	...	2	...
...	...	...	...	1	1	...	1
2	1	...	...	9	...	6	...
1	1	...	...	4	...	2	...
...	...	...	...	2	...	2	...
...	...	...	...	10	...	3	...
...	...	...	...	9	...	3	...
13	...	3	...	43	...	24	...
12	...	3	...	38	...	23	...
...	...	...	...	61	...	27	...
...	...	...	...	61	...	27	...
...	...	...	...	58	...	26	...
...	...	...	...	3	...	1	...
...	...	...	...	8	...	7	...
...	...	...	...	8	...	7	...
...	...	...	...	8	...	7	...
...	...	...	...	607	25	278	10
...	...	...	...	59	6	46	6
...	...	...	...	17	...	9	...
...	...	...	...	8	...	8	...
...	...	...	...	25	6	22	6
...	...	...	...	528	19	221	4
...	...	...	...	328	6	146	4
...	...	...	...	49	11	10	...

B-IV—PART-C—Industrial Classification by Sex and Divisions, Major Groups and

Branch of Industry		Total workers					
Division, Major Group and Minor Group of I. S. I. C.		Total			Urban		
		Persons	Males	Females	Persons	Males	Females
1		2	3	4	5	6	7
							MAHE
Minor Groups	644	7	7	...	3	3	...
	650	18	18	...	9	9	...
	652	44	44	...	14	14	...
	661	34	34	...	18	18	...
	672	8	8	...	3	3	...
	689	14	14	...	7	7	...
Major Group	69	20	20	...	11	11	...
Minor Groups	690	7	7	...	3	3	...
	695	11	11	...	8	8	...
Division	7	62	62	...	31	31	...
Major Group	70—71	48	48	...	24	24	...
Minor Groups	700	12	12	...	10	10	...
	701	4	4	...	1	1	...
	702	25	25	...	10	10	...
	703	4	4	...	...	...	...
	704	2	2	...	2	2	...
	710	1	1	...	1	1	...
Major Group	73	14	14	...	7	7	...
Minor Group	730	14	14	...	7	7	...
*Division	8	2,013	1,263	750	896	539	357
Major Group	80	198	196	2	107	105	2
Minor Groups	803	35	35	...	18	18	...
	805	29	29	...	19	19	...
	809	118	116	2	62	60	2
Major Group	81	243	177	66	116	79	37
Minor Group	811	232	166	66	108	71	37
Major Group	82	72	61	11	33	25	8
Minor Group	820	71	60	11	33	25	8
Major Groups	83	21	19	2	6	6	...
	84	18	18	...	15	15	...
	85	7	7	...	6	6	...
	86	15	12	3	13	10	3
	87	7	7	...	7	7	...
	88	676	378	298	431	186	245
Minor Groups	880	356	84	272	287	58	229
	882	258	241	17	116	105	11
	883	27	20	7	7	3	4
	884	32	31	1	19	19	...
Major Group	89	756	388	368	162	100	62
Minor Group	890	756	388	368	162	100	62
Division	9	9	9	...	4	4	...
Major Group	90	9	9	...	4	4	...
Minor Group	900	9	9	...	4	4	...

Minor Groups of Persons at Work other than Cultivation—(Contd.)

Workers at Household Industry				Workers in Non-household Industry, etc.			
Total		Urban		Total		Urban	
Males	Females	Males	Females	Males	Females	Males	Females
8	9	10	11	12	13	14	15
AREA (Concld.)							
...	...	...	...	7	...	3	...
...	...	...	...	18	...	9	...
...	...	...	...	44	...	14	...
...	...	...	...	34	...	18	...
...	...	...	...	8	...	3	...
...	...	...	...	14	...	7	...
...	...	...	...	20	...	11	...
...	...	...	...	7	...	3	...
...	...	...	...	11	...	8	...
...	...	...	...	62	...	31	...
...	...	...	...	48	...	24	...
...	...	...	...	12	...	10	...
...	...	...	...	4	...	1	...
...	...	...	...	25	...	10	...
...	...	...	...	4	...	...	...
...	...	...	...	2	...	2	...
...	...	...	...	1	...	1	...
...	...	...	...	14	...	7	...
...	...	...	...	14	...	7	...
...	...	...	...	1,263	750	539	357
...	...	...	...	196	2	105	2
...	...	...	...	35	...	18	...
...	...	...	...	29	...	19	...
...	...	...	...	116	2	60	2
...	...	...	...	177	66	79	37
...	...	...	...	166	66	71	37
...	...	...	...	61	11	25	8
...	...	...	...	60	11	25	8
...	...	...	...	19	2	6	...
...	...	...	...	18	...	15	...
...	...	...	...	7	...	6	...
...	...	...	...	12	3	10	3
...	...	...	...	7	...	7	...
...	...	...	...	378	298	186	245
...	...	...	...	84	272	58	229
...	...	...	...	241	17	105	11
...	...	...	...	20	7	3	4
...	...	...	...	31	1	19	...
...	...	...	...	388	368	100	62
...	...	...	...	388	368	100	62
...	...	...	...	9	...	4	...
...	...	...	...	9	...	4	...
...	...	...	...	9	...	4	...

B-IV—PART-C—Industrial Classification by Sex and Divisions, Major Groups and Minor Groups of Persons at Work other than Cultivation—(Contd.)

Branch of Industry / Division, Major Group and Minor Group of I. S. I. C.		Total workers			Workers at Household Industry		Workers in Non-household Industry, etc.	
		Total / Urban			Total / Urban		Total / Urban	
		Persons	Males	Females	Males	Females	Males	Females
1		2	3	4	5	6	7	8
		YANAM AREA						
ALL DIVISIONS		**2,203**	**1,506**	**697**	**198**	**152**	**1,308**	**545**
*Division	0	**364**	**358**	**6**	**53**	**4**	**305**	**2**
Major Group	00	9	9	...	...	...	9	...
Minor Group	005	7	7	...	...	...	7	...
Major Group	03	298	296	2	...	...	296	2
Minor Group	031	298	296	2	...	...	296	2
Major Group	04	57	53	4	53	4	...	...
Minor Groups	040	48	44	4	44	4	...	...
	041	8	8	...	8	...	...	...
*Division	2 & 3	**379**	**229**	**150**	**145**	**148**	**84**	**2**
Major Group	20	61	35	26	10	24	25	2
Minor Groups	200	21	20	1	...	...	20	1
	205	8	5	3	5	3	...	...
	206	19	1	18	...	18	1	...
	207	6	4	2	4	2	...	...
	209	6	4	2	1	1	3	1
Major Group	21	7	7	...	1	...	6	...
Minor Groups	212	3	3	...	1	...	2	...
	214	3	3	...	...	...	3	...
Major Group	22	2	2	...	2	...	...	...
Minor Group	221	2	2	...	2	...	...	...
Major Group	23	45	29	16	28	16	1	...
Minor Groups	235	42	28	14	27	14	1	...
	239	2	...	2	...	2	...	...
Major Group	27	130	35	95	19	95	16	...
Minor Groups	273	32	32	...	17	...	15	...
	277	96	2	94	1	94	1	...
Major Group	28	37	36	1	18	1	18	...
Minor Groups	281	33	33	...	15	...	18	...
	288	4	3	1	3	1	...	...
Major Group	31	22	22	...	16	...	6	...
Minor Group	311	20	20	...	16	...	4	...
Major Group	33	4	4	...	3	...	1	...
Minor Group	335	3	3	...	3	...	...	...
Major Group	34—35	21	16	5	14	5	2	...

B-IV—PART-C— Industrial Classification by Sex and Divisions, Major Groups and Minor Groups of Persons at Work other than Cultivation—(Contd.)

Branch of Industry / Division, Major Group and Minor Group of I. S. I. C.		Total workers			Workers at Household Industry		Workers in Non-household Industry, etc.	
		Total / Urban			Total / Urban		Total / Urban	
		Persons	Males	Females	Males	Females	Males	Females
1		2	3	4	5	6	7	8
		YANAM AREA (Contd.)						
Minor Groups	340	4	4	...	4	...	...	...
	342	2	2	...	...	...	2	...
	350	15	10	5	10	5	...	...
Major Group	36	7	7	...	6	...	1	...
Minor Group	369	5	5	...	5	...	...	...
Major Group	38	10	10	...	4	...	6	...
Minor Group	388	10	10	...	4	...	6	...
Major Group	39	33	26	7	24	7	2	...
Minor Groups	392	2	2	...	...	...	2	...
	393	20	20	...	20	...	...	...
	395	4	2	2	2	2	...	...
	399	7	2	5	2	5	...	...
Division	4	23	20	3	...	...	20	3
Major Group	40	23	20	3	...	...	20	3
Minor Groups	400	21	18	3	...	...	18	3
	401	1	1	...	...	...	1	...
	403	1	1	...	...	...	1	...
Division	5	5	5	...	...	...	5	...
Major Group	50	3	3	...	...	...	3	...
Minor Groups	500	2	2	...	...	...	2	...
	501	1	1	...	...	...	1	...
Major Group	51	2	2	...	...	...	2	...
Minor Group	511	2	2	...	...	...	2	...
*Division	6	277	156	121	...	...	156	121
Major Groups	60—63	3	3	...	...	...	3	...
	64—68	265	144	121	...	...	144	121
Minor Groups	640	132	23	109	...	...	23	109
	641	7	7	...	...	...	7	...
	642	7	6	1	...	...	6	1
	644	16	16	...	...	...	16	...
	645	3	3	...	...	...	3	...
	646	34	26	8	...	...	26	8
	650	19	19	...	...	...	19	...
	661	28	26	2	...	...	26	2
	662	4	4	...	...	...	4	...

B-IV—PART-C—Industrial Classification by Sex and Divisions, Major Groups and Minor Groups of Persons at Work other than Cultivation—(Concld.)

Branch of Industry		Total Workers			Workers at Household Industry		Workers in Non-household Industry, etc.	
Division, Major Group and Minor Group of I. S. I. C.		Total / Urban			Total / Urban		Total / Urban	
1		Persons 2	Males 3	Females 4	Males 5	Females 6	Males 7	Females 8
				YANAM AREA (Concld.)				
Minor Group	689	7	6	1	...	...	6	1
Major Group	69	9	9	...	...	...	9	...
Minor Group	695	4	4	...	...	...	4	...
*Division	7	**134**	**134**	...	...	...	**134**	...
Major Group	70—71	129	129	...	...	...	129	...
Minor Groups	701	11	11	...	...	...	11	...
	702	2	2	...	...	...	2	...
	703	4	4	...	...	...	4	...
	705	10	10	...	...	...	10	...
	706	73	73	...	...	...	73	...
	707	29	29	...	...	...	29	...
Major Group	73	5	5	...	...	...	5	...
Minor Group	730	4	4	...	...	...	4	...
*Division	8	**1,007**	**590**	**417**	...	...	**590**	**417**
Major Group	80	98	93	5	...	...	93	5
Minor Groups	803	20	20	...	...	...	20	...
	805	46	41	5	...	...	41	5
	809	27	27	...	...	...	27	...
Major Group	81	68	55	13	...	...	55	13
Minor Groups	811	53	42	11	...	...	42	...
	812	12	12	...	...	...	12	...
Major Group	82	24	21	3	...	...	21	3
Minor Group	820	21	18	3	...	...	18	3
Major Groups	83	11	7	4	...	...	7	4
	84	16	16	...	...	...	16	...
Minor Group	840	12	12	...	...	...	12	...
Major Groups	85	6	6	...	...	...	6	...
	86	7	6	1	...	...	6	1
	87	5	5	...	...	...	5	...
	88	126	69	57	...	...	69	57
Minor Groups	880	41	12	29	...	...	12	29
	882	28	25	3	...	...	25	3
	883	48	23	25	...	...	23	25
Major Group	89	646	312	334	...	...	312	334
Minor Group	890	646	312	334	...	...	312	334
Division	9	**14**	**14**	...	...	...	**14**	...
Major Group	90	14	14	...	...	...	14	...
Minor Group	900	14	14	...	...	...	14	...

Note:—In all the three parts of this table line with Nil entries have been omitted.

APPENDIX TO TABLE B-IV—PART-C

Note: Minor Groups having less then 1% of workers of the respective Division (Less than 0·5% in case of Minor Groups of Division 2 & 3) have been shown in this Appendix.

Minor Group of I. S. I. C.	Workers at Household Industry				Workers in Non-household Industry, etc.			
	Total		Urban		Total		Urban	
	Males	Females	Males	Females	Males	Females	Males	Females
1	2	3	4	5	6	7	8	9
	PONDICHERRY STATE							
007	3	7	...	...	27	19	25	5
010	...	...	...	...	1	...	1	...
012	...	...	...	...	1	...	1	...
020	...	...	...	...	10	...	1	...
021	...	...	...	...	57	...	15	...
022	...	...	...	...	2	...	2	...
023	2	1	...	...	3	...	3	...
024	1	...	...	...	1	...	...	...
025	1	2	...	1	...	4	...	...
026	...	2	...	...	...	...	...	...
041	16	3	8	...	23	15	2	...
042	14	8	1	2	21	11	1	...
043	13	9	1	...	23	2	8	...
044	...	...	...	...	9	2	...	...
045	...	...	...	...	2	...	1	...
046	...	1	...	...	...	5	...	...
047	...	...	...	...	10	1	...	...
202	5	2	...	...	34	...	9	...
206	2	18	1	18	4	...	1	...
208	...	...	...	...	1	...	1	...
210	...	...	...	...	36	...	23	...
211	10	10	...	...	50	...	...	...
215	...	...	...	...	8	...	8	...
216	1	...	...	...	4	...	2	...
218	...	...	...	...	7	...	5	...
219	3	...	...	...	1	...	...	...
222	...	...	...	...	26	...	...	...
223	1	...	...	...	6	...	...	...
225	...	...	...	...	3	...	3	...
226	2	...	...	...	3	...	...	...
230	...	...	...	...	8	2	2	...
233	9	13	...	...	14	...	2	...
234	...	...	...	...	24	1	5	1

APPENDIX TO TABLE B-IV—PART-C—(Contd.)

Minor Group of I. S. I. C.	Workers at Household Industry				Workers in Non-household Industry, etc.			
	Total		Urban		Total		Urban	
	Males	Females	Males	Females	Males	Females	Males	Females
1	2	3	4	5	6	7	8	9
	PONDICHERRY STATE (Contd.)							
236	3	1	...	...	7	...	...	...
237	1	...	1	...	1	...	...	...
238	1	...	...	...	1	1	1	...
239	1	2	1	2	...	...	...	...
240	...	2	...	2	...	...	...	...
242	1	...	1	...	...	...	...	...
243	...	...	...	...	1	...	1	...
244	14	41	...	...	25	30	6	2
253	2	...	...	...	...	...	...	...
260	...	...	...	...	3	...	3	...
261	7	...	...	...	...	...	...	...
262	...	...	...	...	3	...	3	...
264	21	4	...	...	1	...	...	...
270	13	29	8	29	4	3	3	3
271	5	9	1	5	80	2	...	...
272	...	9	...	3	1	4	...	3
274	4	10	2	7	13	...	1	...
275	...	...	...	...	5	...	...	...
276	1	1	...	1	...	...	...	...
278	...	...	...	...	64	1	32	1
279	...	...	...	...	3	2	1	...
283	17	...	...	...	32	...	30	...
284	6	1	1	...	14	1	10	...
285	1	...	...	...	1	...	1	...
286	1	...	...	...	...	...	...	...
287	2	...	...	...	1	...	...	...
290	...	...	...	...	2	...	1	...
291	1	...	1	...	4	...	1	...
292	3	3	1	3	3	...	2	...
300	...	...	...	...	14	...	11	...
301	...	1	...	...	11	...	9	...
303	...	...	...	...	25	2	16	2
310	...	...	...	...	5	...	1	...
312	...	...	...	...	1	...	...	...
313	...	...	...	...	2	...	1	...
314	2	...	...	...	20	...	3	...

APPENDIX TO TABLE B-IV—PART-C—(Contd.)

Minor Group of I. S. I. C.	Workers at Houshold Industry				Workers in Non-household Industry, etc.			
	Total		Urban		Total		Urban	
	Males	Females	Males	Females	Males	Females	Males	Females
1	2	3	4	5	6	7	8	9
	PONDICHERRY STATE (Contd.)							
320	1	...	1	...	11	1	8	1
321	...	14	...	14	...	...	...	...
322	...	...	...	...	1	...	1	...
323	...	...	...	...	2	...	...	...
325	...	...	...	...	3	1	2	1
331	1	...	...	...	16	...	8	...
332	...	...	...	...	3	...	1	...
333	7	2	1	...	16	...	3	...
334	23	19	8	3	3	3	1	...
335	10	...	7	...	11	...	10	...
336	7	...	...	...	49	...	15	...
337	...	...	...	...	1	...	1	...
338	...	...	...	...	2	...	1	...
339	4	1	3	1	3	1	...	1
341	2	...	2	...	1	...	...	...
342	9	5	...	...	54	2	4	1
343	...	...	...	...	3	...	...	...
344	...	11	...	1	1	...	...	...
345	...	2	...	2	1	2	...	...
346	...	46	...	46	4	...	4	...
347	...	1	...	1	...	...	...	...
351	...	1	...	1	...	...	...	...
353	4	...	4	...	...	...	...	...
356	20	6	1	2	8	...	...	...
357	...	...	...	...	1	...	1	...
361	1	...	1	...	7	...	3	...
362	...	...	...	...	3	...	2	...
363	...	...	...	...	4	...	1	...
364	5	...	...	...	19	...	1	...
365	13	...	4	...	36	...	30	..
366	...	...	...	...	2	...	2	...
367	11	...	7	...	52	...	34	...
368	7	...	1	...	41	2	17	...
370	...	...	...	...	8	...	2	...
371	...	...	...	...	8	1	1	...
372	...	...	...	...	29	1	8	1

APPENDIX TO TABLE B-IV—PART-C—(Contd.)

Minor Group of I. S. I. C.	Workers at Household Industry				Workers in Non-household Industry, etc.			
	Total		Urban		Total		Urban	
	Males	Females	Males	Females	Males	Females	Males	Females
1	2	3	4	5	6	7	8	9
	PONDICHERRY STATE (Contd.)							
373	...	...	...	...	3	...	3	...
374	...	...	...	...	2	2	...	...
375	...	...	...	...	13	8	7	3
376	...	...	...	...	...	6	...	...
377	...	...	...	...	1	...	...	...
378	2	...	1	...	11	...	10	...
379	1	...	...	...	9	4	3	4
380	...	...	...	...	3	3	3	3
382	2	3	1	3	5	...	2	...
383	...	...	...	...	8	...	2	...
385	2	...	...	...	8	...	4	...
386	...	...	...	...	1	...	...	...
387	...	...	...	...	2	...	2	...
389	4	4	...	4	6	...	3	...
390	1	15	1	15	5	3	5	3
391	...	...	...	...	...	4	...	4
392	2	...	1	...	74	...	45	...
394	1	...	1	...	3	...	...	...
395	3	2	2	2	3	...	1	...
396	...	...	...	...	4	...	1	...
399	21	28	5	5	42	...	17	...
402	...	...	...	...	3	...	2	...
502	...	...	...	...	1	...	1	...
600	...	...	...	...	43	1	16	...
601	...	...	...	...	33	...	14	...
602	...	...	...	...	20	...	7	...
603	...	...	...	...	6	...	2	...
604	...	...	...	...	2	...	2	...
605	...	...	...	...	2	...	1	...
606	...	...	...	...	2	...	1	...
611	...	...	...	...	5	...	...	...
612	...	...	...	...	1	...	1	...
613	...	...	...	...	2	...	2	...
614	...	...	...	...	2	...	2	...
617	...	...	...	...	7	...	2	...
620	...	...	...	...	13	...	1	...

APPENDIX TO TABLE B-IV—PART-C—(Contd.)

Minor Group of I. S. I. C.	Workers at Household Industry				Workers in Non-household Industry, etc.			
	Total		Urban		Total		Urban	
	Males	Females	Males	Females	Males	Females	Males	Females
1	2	3	4	5	6	7	8	9
	PONDICHERRY STATE (Contd.)							
621	...	...	...	...	9	...	9	...
632	...	...	...	...	1	...	1	...
633	...	...	...	...	1	...	...	...
634	...	...	...	...	8	...	...	...
635	...	...	...	...	2	...	2	...
636	...	...	...	...	1	...	...	...
638	...	...	...	...	1	...	1	...
639	...	...	...	...	55	6	33	6
641	...	...	...	...	83	...	45	...
643	...	...	...	...	4	...	...	...
647	...	...	...	...	77	10	22	...
648	...	...	...	...	38	16	...	1
651	...	...	...	...	101	4	47	...
652	...	...	...	...	124	3	62	3
653	...	...	...	...	31	...	8	...
654	...	...	...	...	3	...	3	...
655	...	...	...	...	76	1	42	...
660	...	...	...	...	12	...	6	...
662	...	...	...	...	124	5	85	1
663	...	...	...	...	12	7	9	3
664	...	...	...	...	72	11	26	1
670	...	...	...	...	47	3	1	...
671	...	...	...	...	66	...	42	...
672	...	...	...	...	86	4	44	4
673	...	...	...	...	12	4	5	2
680	...	...	...	...	13	...	9	...
681	...	...	...	...	42	...	18	...
682	...	...	...	...	102	1	65	1
683	...	...	...	...	21	1	12	...
684	...	...	...	...	21	...	15	...
685	...	...	...	...	14	...	6	...
686	...	...	...	...	119	1	83	...
687	...	...	...	...	9	...	4	...
688	...	...	...	...	37	1	25	...
691	...	...	...	...	3	...	...	...
692	...	...	...	...	72	1	46	...

APPENDIX TO TABLE B-IV—PART-C—(Contd.)

Minor Group of I. S. I. C.	Workers at Household Industry				Workers in Non-household Industry, etc.			
	Total		Urban		Total		Urban	
	Males	Females	Males	Females	Males	Females	Males	Females
1	2	3	4	5	6	7	8	9
			PONDICHERRY STATE (Concld.)					
693	...	...	...	...	27	1	20	1
694	...	...	...	...	10	...	6	...
696	...	...	...	...	3	...	3	...
697	...	...	...	...	18	...	13	...
709	...	...	...	...	11	...	...	...
710	...	...	...	...	4	...	3	...
720	...	...	...	...	5	...	4	...
722	...	...	...	...	...	1	...	1
731	...	...	...	...	16	...	11	...
732	...	...	...	...	6	...	4	...
810	...	...	...	...	79	30	42	19
812	...	...	...	...	17	...	17	...
821	...	...	...	...	69	...	20	...
832	...	...	...	...	16	28	6	16
840	...	...	...	...	194	...	145	...
841	...	...	...	...	14	...	5	...
850	...	...	...	...	18	...	11	...
851	...	...	...	...	53	2	29	2
852	...	...	...	...	3	...	...	...
853	...	...	...	...	31	...	24	...
860	...	...	...	...	19	...	7	...
861	...	...	...	...	59	13	38	7
862	...	...	...	...	48	8	37	6
870	...	...	...	...	10	...	4	...
871	...	...	...	...	116	...	44	...
873	...	...	...	...	10	1	2	1
885	...	...	...	...	60	...	35	...
			PONDICHERRY AREA					
007	...	...	...	...	25	18	25	4
012	...	...	...	...	1	...	1	...
020	...	...	...	..	10	...	1	...
021	...	...	...	...	46	...	8	...
023	2	...	...	...	1	...	1	...
024	1	...	...	...	1	...	...	...
025	1	2	...	1	...	4	...	...
026	...	2	...	...	...	...	...	...

APPENDIX TO TABLE B-IV—PART-C—(Contd.)

Minor Group of I. S. I. C.	Workers at Household Industry				Workers in Non-household Industry, etc.			
	Total		Urban		Total		Urban	
	Males	Females	Males	Females	Males	Females	Males	Females
1	2	3	4	5	6	7	8	9
	PONDICHERRY AREA (Contd.)							
041	8	3	...	...	21	15	...	...
042	13	8	...	2	17	11	1	...
043	11	8	...	...	16	2	4	...
044	...	...	...	...	6	...	...	...
046	...	1	...	...	...	5	...	...
047	...	...	...	...	9	1	...	...
202	...	...	...	...	31	...	9	...
204	3	8	...	...	60	...	27	...
205	14	6	7	4	72	4	44	4
206	1	...	...	...	1	...	...	...
208	...	...	...	...	1	...	1	...
210	...	...	...	...	36	...	23	...
211	10	10	...	...	38	...	...	...
214	1	...	1	...	90	1	64	1
215	...	...	...	...	7	...	7	...
216	...	...	...	...	2	...	...	...
218	...	...	...	...	2	...	1	...
219	...	...	...	...	1	...	...	...
221	5	1	5	...	22	...	5	...
222	...	...	...	...	2	...	...	...
223	1	...	...	...	6	...	...	...
226	2	...	...	...	...	...	...	...
230	...	...	...	...	8	2	2	...
233	9	13	...	...	14	...	2	...
234	...	...	...	...	24	1	5	1
236	3	1	...	...	6	...	...	...
237	...	...	...	...	1	...	...	...
239	1	...	1	...	...	...	...	...
242	1	...	1	...	...	...	...	...
243	...	...	...	...	1	...	1	...
244	7	36	...	...	23	30	4	2
253	2	...	...	...	...	...	...	...
260	...	...	...	...	3	...	3	...
262	...	...	...	...	3	...	3	...
264	21	4	...	...	1	...	...	...
270	6	...	1	...	1	...	...	...

APPENDIX TO TABLE B-IV—PART-C—(Contd.)

Minor Group of I. S. I. C.	Workers at Household Industry				Workers in Non-household Industry, etc.			
	Total		Urban		Total		Urban	
	Males	Females	Males	Females	Males	Females	Males	Females
1	2	3	4	5	6	7	8	9
	PONDICHERRY AREA (Contd.)							
271	...	9	...	5	14	2	...	...
272	...	9	...	3	...	4	...	3
274	4	10	2	7	13	...	1	...
275	...	...	...	...	5	...	...	...
276	1	1	...	1	...	...	...	...
277	2	27	...	...	4	1	2	1
278	...	...	...	...	61	1	29	1
279	...	...	...	...	3	...	1	...
280	7	...	...	...	70	...	4	...
283	12	...	...	...	31	...	29	...
284	5	...	1	...	13	...	10	...
285	1	...	...	...	...	...	...	...
286	1	...	...	...	...	...	...	...
287	2	...	...	...	1	...	...	...
290	...	...	...	...	2	...	1	...
291	1	...	1	...	4	...	1	...
292	2	3	...	3	3	...	2	...
300	...	...	...	...	12	...	9	...
301	...	1	...	...	11	...	9	...
303	...	...	...	...	21	2	12	2
310	...	...	...	...	4	...	...	...
312	...	...	...	...	1	...	...	...
313	...	...	...	...	2	...	1	...
314	2	...	...	...	17	...	2	...
320	1	...	1	...	9	1	7	1
321	...	14	...	14	...	...	...	...
323	...	...	...	...	2	...	...	...
325	...	...	...	...	3	1	2	1
330	...	...	...	...	...	...	...	...
331	1	...	...	...	10	...	3	...
332	...	...	...	...	2	...	...	...
333	6	2	...	...	15	...	2	...
334	23	19	8	3	3	3	1	...
335	6	...	4	...	9	...	8	...
336	7	...	...	...	29	...	4	...
338	...	...	...	...	1	...	...	...

APPENDIX TO TABLE B-IV—PART-C—(Contd.)

Minor Group of I. S. I. C.	Workers at Household Industry				Workers in Non-household Industry, etc.			
	Total		Urban		Total		Urban	
	Males	Females	Males	Females	Males	Females	Males	Females
1	2	3	4	5	6	7	8	9
	PONDICHERRY AREA (Contd.)							
339	1	...	1	...	1	...	...	...
341	1	...	1	...	1	...	...	...
342	9	5	...	...	50	1	...	...
344	...	11	...	1	1	...	...	...
345	...	2	...	2	1	2	...	...
346	...	25	...	25	...	...	...	...
351	...	1	...	1	...	...	...	...
353	4	...	4	...	...	...	...	...
356	19	4	...	...	8	...	...	...
361	...	...	...	...	7	...	3	...
362	...	...	...	...	2	...	1	...
363	...	...	...	...	1	...	...	...
364	...	...	...	...	15	...	...	...
365	11	...	4	...	29	...	24	...
366	...	...	...	...	2	...	2	...
367	9	...	7	...	36	...	21	...
368	3	...	...	...	31	1	10	...
370	...	...	...	...	7	...	1	...
371	...	...	...	...	8	1	1	...
372	...	...	...	...	29	1	8	1
373	...	...	...	...	3	...	3	...
374	...	...	...	...	2	2	...	...
375	...	...	...	...	12	8	7	3
376	...	...	...	...	...	6	...	...
377	...	...	...	...	1	...	...	...
378	2	...	1	...	1	...	1	...
379	1	...	...	...	8	4	2	4
380	...	...	...	...	2	3	2	3
382	1	3	1	3	5	...	2	...
383	...	...	...	...	7	...	2	...
385	2	...	...	...	6	...	3	...
386	...	...	...	...	1	...	...	...
387	...	...	...	...	2	...	2	...
389	...	2	...	2	4	...	1	...
390	1	12	1	12	5	3	5	3
391	...	...	...	...	...	4	...	4

APPENDIX TO TABLE B-IV—PART-C—(Contd.)

Minor Group of I. S. I. C.	Workers at Household Industry				Workers in Non-household Industry, etc.			
	Total		Urban		Total		Urban	
	Males	Females	Males	Females	Males	Females	Males	Females
1	2	3	4	5	6	7	8	9
	PONDICHERRY AREA (Contd.)							
392	1	...	1	...	50	...	27	...
394	1	...	1	...	1	...	...	...
395	...	...	...	...	1	...	...	...
396	...	...	...	...	3	...	...	...
399	19	23	3	...	23	...	8	...
402	...	...	...	...	3	...	2	...
502	...	...	...	...	1	...	1	...
600	...	...	...	...	28	1	4	...
601	...	...	...	...	12	...	1	...
602	...	...	...	...	16	...	3	...
603	...	...	...	...	4	...	1	...
604	...	...	...	...	2	...	2	...
605	...	...	...	...	2	...	1	...
606	...	...	...	...	2	...	1	...
611	...	...	...	...	5	...	...	...
612	...	...	...	...	1	...	1	...
613	...	...	...	...	2	...	2	...
614	...	...	...	...	1	...	1	...
617	...	...	...	...	7	...	2	...
620	...	...	...	...	13	...	1	...
621	...	...	...	...	1	...	1	...
632	...	...	...	...	1	...	1	...
633	...	...	...	...	1	...	...	...
634	...	...	...	...	8	...	...	...
635	...	...	...	...	2	...	2	...
636	...	...	...	...	1	...	...	...
639	...	...	...	...	21	...	7	...
641	...	...	...	...	38	...	17	...
647	...	...	...	...	43	9	11	...
648	...	...	...	...	37	12	...	...
651	...	...	...	...	74	...	37	...
652	...	...	...	...	57	...	31	...
653	...	...	...	...	27	...	4	...
654	...	...	...	...	3	...	3	...
655	...	...	...	...	65	1	37	...
660	...	...	...	...	8	...	6	...

APPENDIX TO TABLE B-IV—PART-C—(Contd.)

Minor Group of I. S. I. C.	Workers at Household Industry				Workers in Non-household Industry, etc.			
	Total		Urban		Total		Urban	
	Males	Females	Males	Females	Males	Females	Males	Females
1	2	3	4	5	6	7	8	9
	PONDICHERRY AREA (Contd.)							
661	...	...	...	...	53	2	37	1
663	...	...	...	...	5	5	3	1
664	...	...	...	...	45	7	11	...
670	...	...	...	.	46	1	1	...
671	...	...	...	...	47	...	29	...
672	...	...	...	...	52	4	16	4
673	...	...	...	...	8	...	3	...
680	...	...	...	...	13	...	9	...
681	...	...	...	...	22	...	16	...
682	...	...	...	...	80	1	48	1
683	...	...	...	...	15	1	9	...
684	...	...	...	...	10	...	6	...
685	...	...	...	...	7	...	5	...
686	...	...	...	...	69	1	40	...
687	...	...	...	...	5	...	1	...
688	...	...	...	...	28	1	18	...
692	...	...	...	...	39	1	17	...
693	...	...	...	...	25	1	20	1
694	...	...	...	...	6	...	2	...
696	...	...	...	...	2	...	2	...
697	...	...	...	...	16	...	12	...
707	...	...	...	...	6	...	6	...
709	...	...	...	...	10	...	...	...
710	...	...	...	...	3	...	2	...
720	...	...	...	...	5	...	4	...
722	...	...	...	...	...	1	...	1
731	...	...	...	...	6	...	1	...
732	...	...	...	...	6	...	4	...
810	...	...	...	...	71	20	37	13
821	...	...	...	...	41	...	7	...
832	...	...	...	...	13	18	5	11
840	...	...	...	...	118	...	78	...
841	...	...	...	...	6	...	...	...
850	...	...	...	...	10	...	5	...
851	...	...	...	...	49	2	25	2
852	...	...	...	...	3	...	...	...

APPENDIX TO TABLE B-IV—PART-C—(Contd.)

Minor Group of I. S. I. C.	Workers at Household Industry				Workers in Non-household Industry, etc.			
	Total		Urban		Total		Urban	
	Males	Females	Males	Females	Males	Females	Males	Females
1	2	3	4	5	6	7	8	9
			PONDICHERRY AREA (Concld.)					
853	...	...	...	...	19	...	16	...
860	...	...	...	...	17	...	7	...
861	...	...	...	...	33	3	21	3
862	...	...	...	...	36	7	28	5
870	...	...	...	...	7	...	2	...
871	...	...	...	...	75	...	23	...
873	...	...	...	...	10	1	2	1
881	...	...	...	...	77	23	37	1
885	...	...	...	...	42	...	21	...
			KARIKAL AREA					
006	1	...	1	...	15	1	8	1
007	3	7	...	...	2	1	...	1
021	...	...	...	...	5	...	4	...
023	...	1	...	...	...	...	...	...
041	...	...	...	...	2	...	2	...
042	...	...	...	...	4	...	...	...
043	2	1	1	...	7	...	4	...
044	...	...	...	...	2	2	...	...
045	...	...	...	...	2	...	1	...
047	...	...	...	...	1	...	...	...
202	5	2	...	...	3	...	...	...
206	1	...	1	...	...	...	...	...
211	...	...	...	...	8	...	...	...
216	...	...	...	...	2	...	2	...
218	...	...	...	...	5	...	4	...
225	...	...	...	...	3	...	3	...
231	...	4	...	...	...	...	...	...
232	...	...	...	...	6	...	6	...
238	...	...	...	...	1	1	1	...
240	...	2	...	2	...	...	...	...
272	...	...	...	...	1	...	...	...
277	...	1	...	1	...	...	...	...
278	...	...	...	...	3	...	3	...
283	5	...	...	...	1	...	1	...
284	1	1	...	...	1	1	...	...
285	...	...	...	...	1	...		...

APPENDIX TO TABLE B-IV—PART-C—(Contd.)

Minor Group of I. S. I. C.	Workers at Household Industry				Workers in Non-household Industry, etc.			
	Total		Urban		Total		Urban	
	Males	Females	Males	Females	Males	Females	Males	Females
1	2	3	4	5	6	7	8	9
			KARIKAL AREA (Contd.)					
292	1	...	1	...	...	...	...	...
300	...	...	...	...	2	...	2	...
303	...	...	...	...	4	...	4	...
314	...	...	...	...	2	...	...	...
331	...	...	...	...	6	...	5	...
333	...	...	...	...	1	...	1	...
335	1	...	...	...	1	...	1	...
338	...	...	...	...	1	...	1	...
339	3	1	2	1	1	1	...	1
341	1	...	1	...	...	...	...	...
342	...	...	...	...	2	...	2	...
343	...	...	...	...	3	...	...	...
347	...	1	...	1	...	...	...	...
356	1	2	1	2	...	...	...	...
357	...	...	...	...	1	...	1	...
360	5	...	...	...	3	...	...	...
363	...	...	...	...	2	...	...	...
364	5	...	...	...	3	...	...	...
365	2	...	...	...	7	...	6	...
375	...	...	...	...	1	...	...	...
378	...	...	...	...	10	...	9	...
380	...	...	...	...	1	...	1	...
382	1	...	...	...	...	...	...	...
383	...	...	...	...	1	...	...	...
385	...	...	...	...	2	...	1	...
389	4	2	...	2	2	...	2	...
390	...	3	...	3	...	...	...	...
394	...	...	...	...	2	...	...	...
395	1	...	...	...	2	...	1	...
396	...	...	...	...	1	...	1	...
600	...	...	...	...	11	...	9	...
601	...	...	...	...	2	...	2	...
614	...	...	...	...	1	...	1	...
638	...	...	...	...	1	...	1	...
639	...	...	...	...	9	...	4	...
641	...	...	...	...	32	...	20	...

APPENDIX TO TABLE B-IV—PART-C—(Contd.)

Minor Group of I. S. I. C.	Workers at Household Industry				Workers in Non-household Industry, etc.			
	Total		Urban		Total		Urban	
	Males	Females	Males	Females	Males	Females	Males	Females
1	2	3	4	5	6	7	8	9
	KARIKAL AREA (Contd.)							
643	...	...	...	...	4	...	...	...
647	...	...	...	...	30	1	9	...
648	...	...	...	...	1	4	...	1
651	...	...	...	...	22	2	8	...
652	...	...	...	...	22	3	16	3
653	...	...	...	...	4	...	4	...
655	...	...	...	...	10	...	5	...
660	...	...	...	...	4	...	...	...
661	...	...	...	...	26	...	12	...
662	...	...	...	...	28	1	25	...
663	...	...	...	...	7	2	6	2
664	...	...	...	...	27	4	15	1
670	...	...	...	...	1	2	...	...
671	...	...	...	...	19	...	13	...
672	...	...	...	...	25	...	24	...
673	...	...	...	...	3	4	1	2
681	...	...	...	...	20	...	2	...
682	...	...	...	...	20	...	15	...
683	...	...	...	...	6	...	3	...
684	...	...	...	...	11	...	9	...
685	...	...	...	...	7	...	1	...
687	...	...	...	...	4	...	3	...
688	...	...	...	...	9	...	7	...
691	...	...	...	...	3	...	...	...
692	...	...	...	...	32	...	28	...
693	...	...	...	...	1	...	...	...
694	...	...	...	...	2	...	2	...
696	...	...	...	...	1	...	1	...
697	...	...	...	...	2	...	1	...
699	...	...	...	...	40	1	20	...
706	...	...	...	...	4	...	3	...
707	...	...	...	...	4	...	..	...
709	...	...	...	...	1	...	...	...
804	...	...	...	...	34	...	24	...
810	...	...	...	...	1	8	1	4
821	...	...	...	...	24	...	10	...

APPENDIX TO TABLE B-IV—PART-C—(Contd.)

Minor Group of I. S. I. C.	Workers at Household Industry				Workers in Non-household Industry, etc.			
	Total		Urban		Total		Urban	
	Males	Females	Males	Females	Males	Females	Males	Females
1	2	3	4	5	6	7	8	9
			KARIKAL AREA (Concld.)					
832	...	...	...	...	2	4	1	1
841	...	...	...	...	4	...	1	...
850	...	...	...	...	2	...	...	...
851	...	...	...	...	3	...	3	...
853	...	...	...	...	6	...	3	...
860	...	...	...	...	2	...	...	...
861	...	...	...	...	9	6	2	...
862	...	...	...	...	11	1	8	1
870	...	...	...	...	3	...	2	...
871	...	...	...	...	32	...	12	...
885	...	...	...	...	15	...	12	...
			MAHE AREA					
005	...	...	...	...	1	1	...	1
006	...	...	...	...	4	...	3	...
008	...	...	...	...	3	...	3	...
010	...	...	...	...	1	...	1	...
015	...	...	...	...	1	...	1	...
021	...	...	...	...	6	...	3	...
022	...	...	...	...	2	...	2	...
023	...	...	...	...	2	...	2	...
044	...	...	...	...	1	...	...	...
204	...	...	...	...	2	...	1	...
206	...	...	...	...	2	...	...	...
211	...	...	...	...	4	...	...	...
214	1	...	...	...	3	...	...	...
216	1	...	...	...	...	...	...	...
219	3	...	...	...	...	...	...	...
221	...	...	...	...	1	...	1	...
226	...	...	...	...	3	...	...	...

APPENDIX TO TABLE B-IV—PART-C—(Contd.)

Minor Group of I. S. I. C.	Workers at Household Industry				Workers in Non-household Industry, etc.			
	Total		Urban		Total		Urban	
	Males	Females	Males	Females	Males	Females	Males	Females
1	2	3	4	5	6	7	8	9
			MAHE AREA (Contd.)					
236	...	...	...	...	1	...	...	...
238	1	...	...	...	...	...	...	...
277	...	2	...	...	...	...	...	...
279	...	...	...	...	...	2	...	...
281	...	...	...	...	4	...	4	...
302	...	...	...	...	3	...	...	...
311	...	...	...	...	1	...	...	...
320	...	...	...	...	2	...	1	...
322	...	...	...	...	1	...	1	...
333	1	...	1	...	...	...	...	...
335	...	...	...	...	1	...	1	...
337	...	...	...	...	1	...	1	...
339	...	...	...	...	1	...	...	...
340	...	...	...	...	1	...	...	...
342	...	...	...	...	...	1	...	1
360	...	...	...	...	1	...	1	...
362	...	...	...	...	1	...	1	...
363	...	...	...	...	1	...	1	...
367	...	...	...	...	2	...	1	...
368	1	...	...	...	...	...	...	...
370	...	...	...	...	1	...	1	...
379	...	...	...	...	1	...	1	...
388	...	...	...	...	1	...	...	...
392	1	...	...	...	2	...	1	...
399	...	...	...	...	3	...	...	...
600	...	...	...	...	4	...	3	...
602	...	...	...	...	3	...	3	...
603	...	...	...	...	2	...	1	...
641	...	...	...	...	6	...	1	...
645	...	...	...	...	5	...	4	...

APPENDIX TO TABLE B-IV—PART-C—(Contd.)

Minor Group of I. S. I. C.	Workers at Household Industry				Workers in Non-household Industry, etc.			
	Total		Urban		Total		Urban	
	Males	Females	Males	Females	Males	Females	Males	Females
1	2	3	4	5	6	7	8	9
	MAHE AREA (Concld.)							
646	...	...	...	...	4	...	2	...
647	...	...	...	...	3	...	1	...
651	...	...	...	...	3	2	...	...
655	...	...	...	...	1	...	...	...
662	...	...	...	...	1	...	1	...
682	...	...	...	...	2	...	2	...
686	...	...	...	...	1	...	...	...
693	...	...	...	...	1	...	...	...
699	...	...	...	...	1	...	...	...
804	...	...	...	...	16	...	8	...
810	...	...	...	...	6	...	3	...
812	...	...	...	...	5	...	5	...
821	...	...	...	...	1	...	...	...
830	...	...	...	...	9	...	5	...
831	...	...	...	...	9	...	1	...
832	...	...	...	...	1	2	...	...
840	...	...	...	...	18	...	15	...
850	...	...	...	...	2	...	2	...
853	...	...	...	...	5	...	4	...
861	...	...	...	...	11	3	9	3
862	...	...	...	...	1	...	1	...
871	...	...	...	...	5	...	5	...
872	...	...	...	...	2	...	2	...
881	...	...	...	...	...	1	...	1
885	...	...	...	...	2	...	1	...

APPENDIX TO TABLE B-IV—PART-C—(Concld.)

Minor Group of I. S. I. C.	Workers at Household Industry		Workers in Non-household Industry, etc.	
	Total / Urban		Total / Urban	
	Males	Females	Males	Females
1	2	3	4	5
	YANAM AREA			
006	...	...	2	...
042	1	...	...	...
204	...	...	1	...
215	...	...	1	...
237	1	...	...	...
270	...	1	...	...
271	1	...	...	...
310	...	...	1	...
314	...	...	1	...
332	...	...	1	...
361	1	...	...	...
364	...	...	1	...
601	...	...	2	...
602	...	...	1	...
647	...	...	1	...
651	...	...	2	...
652	...	...	1	...
672	...	...	1	...
673	...	...	1	...
686	...	...	2	...
690	...	...	2	...
692	...	...	1	...
694	...	...	2	...
731	...	...	1	...
804	...	...	5	...
810	...	...	1	2
821	...	...	3	...
830	...	...	3	...
831	...	...	4	...
832	...	...	...	4
841	...	...	4	...
850	...	...	4	...
851	...	...	1	...
853	...	...	1	...
861	...	...	6	1
871	...	...	4	...
872	...	...	1	...
884	...	...	8	...
885	...	...	1	...

TABLE B-V

Occupational Classification by Sex of Persons

at Work Other than Cultivation

FLY LEAF

This table presents the occupation of workers classified into industrial categories III to IX. It excludes the categeories I and II of workers employed in the agricultural sector. Figures are given for males and females and for the total and urban areas. The classification of occupation is based on the National Classification of Occupations. Occupations have been classified into Divisions, Groups and Families and denoted by a three digit code system under which the first digit denotes the Division, the second the Group and the third the Family. 11 Occupational Divisions, 75 Groups and 331 Families have been adopted in this table. This system based on the International Standard Classification of Occupations, was modified to suit the Indian conditions and approved in 1958 by the Working Group represented by the major users of such data in India. Whereas the Industrial Classification is based on the type of economic activity, the Occupational Classification is based on the basic tasks involved in each occupation.

A Complete list of the National Classification of Occupations is given as Appendix to this Fly Leaf. A brief summary of the broad categories of occupations falling under each Division has also been given at the top of each Division in this Appendix.

APPENDIX

NATIONAL CLASSIFICATION OF OCCUPATIONS

(CODE STRUCTURE)

which classifies occupations into

331 Occupational Families (three-digit code numbers)
75 Occupational Groups (two-digit code numbers)
11 Occupational Divisions (one-digit code numbers)

Divisions, Groups and Families

0 PROFESSIONAL, TECHNICAL AND RELATED WORKERS

Workers in this division perform various religious, educational, legal, artistic and other literary functions; carry out research in engineering and scientific subjects and utilise scientific knowledge and methods to solve technological, economic, social, industrial and other problems.

00 ARCHITECTS, ENGINEERS AND SURVEYORS
- 000 Architects
- 001 Civil Engineers (including overseers)
- 002 Mechanical Engineers
- 003 Electrical Engineers
- 004 Chemical Engineers
- 005 Metallurgical Engineers
- 006 Mining Engineers
- 007 Surveyors
- 009 Architects, Engineers and Surveyors, n. e. c.

01 CHEMISTS, PHYSICISTS, GEOLOGISTS AND OTHER PHYSICAL SCIENTISTS
- 010 Chemists except Pharmaceutical Chemists
- 011 Pharmaceutical Chemists
- 012 Physicists
- 013 Meteorologists
- 014 Geologists and Geophysists
- 015 Mathematicians
- 019 Chemists, Physicists, Geologists and other Physical Scientists, n. e. c.

02 BIOLOGISTS, VETERINARIANS, AGRONOMISTS AND RELATED SCIENTISTS
- 020 Biologists and Animal Scientists
- 021 Veterinarians
- 022 Silviculturists
- 023 Agronomists and Agricultural Scientists
- 029 Biologists, Veterinarians, Agronomists and Related Scientists, n. e. c.

03 PHYSICIANS, SURGEONS AND DENTISTS
- 030 Physicians and Surgeons, Allopathic
- 031 Physicians, Ayurvedic
- 032 Physicians, Homeopathic
- 033 Physicians, Other
- 034 Physiologists
- 035 Dentists
- 039 Physicians, Surgeons and Dentists, n. e. c.

04 NURSES, PHARMACISTS AND OTHER MEDICAL AND HEALTH TECHNICIANS

040 Nurses
041 Midwives and Health Visitors
042 Nursing Attendants and Related Workers
043 Pharmacists and Pharmaceutical Technicians
044 Vaccinators
045 Physiotherapists, Masseurs and Related Technicians
046 Sanitation Technicians
047 Optometrists and Opticians
049 Medical and Health Technicians, n. e. c.
(excluding Laboratory Assistants see 091)

05 TEACHERS

050 Teachers, University
051 Teachers, Secondary Schools
052 Teachers, Middle and Primary Schools
503 Teachers, Nursery and Kindergarten Schools
059 Teachers, n. e. c.

06 JURISTS

060 Judges and Magistrates
061 Legal Practitioners and Advisers
062 Law Assistants
069 Jurists and Legal Technicians, n. e. c. (including Petition Writers)

07 SOCIAL SCIENTISTS AND RELATED WORKERS

070 Economists
071 Accountants and Auditors
072 Statisticians and Actuaries
073 Geographers
074 Psychologists
075 Personnel Specialists
076 Labour and Social Welfare Workers
077 Sociologists and Anthropologists
078 Historians, Archeologists, Political Scientists and Related Workers
079 Social Scientists and Related Workers n. e. c.

08 ARTISTS, WRITERS AND RELATED WORKERS

080 Authors
081 Editors, Journalists and Related Workers

082 Translators, Interpreters and Language Specialists
083 Painters, Decorators and Commercial Artists
084 Sculptors and Modellers
085 Actors and Related Workers
086 Musicians and Related Workers
087 Dancers and Related Workers
089 Artists, Writers and Related Workers, n. e. c.

09 DRAUGHTSMEN AND SCIENCE AND ENGINEERING TECHNICIANS, n. e. c.

090 Draughtsmen
091 Laboratory Assistants
099 *Science and Engineering Technicians, n. e. c.*

0X OTHER PROFESSIONAL, TECHNICAL AND RELATED WORKERS

0X0 Ordained Religious Workers
0X1 Non-ordained Religious Workers
0X2 Astrologers, Palmists and Related Workers
0X3 Librarians, Archivists and Related Workers
0X9 Other Professional, Technical and Related Workers, n. e. c.

1 ADMINISTRATIVE, EXECUTIVE AND MANAGERIAL WORKERS

Workers in this Division formulate Government policies and execute and implement government decisions, rules and regulations and plan, organise, supervise and co-ordinate activities of economic enterprise in production of goods or performance of services. Excluded from this Division are administrative and managerial occupations in farming (Group-40) Professional, Technical and Related Workers (Division-0) and Clerical Workers (Division-2).

10 ADMINISTRATORS AND EXECUTIVE OFFICIALS, GOVERNMENT

100 Administrators and Executive Officials, Central Government
101 Administrators and Executive Officials, State Government
102 Administrators and Executive Officials, Local Bodies
103 Administrators and Executive Officials, Quasi-Government
104 Village Officials
109 Administrators and Executive Officials, Government, n. e. c.

11 DIRECTORS AND MANAGERS, WHOLESALE AND RETAIL TRADE

110 Directors and Managers, Wholesale Trade
111 Directors and Managers, Retail Trade

12 DIRECTORS, MANAGERS AND WORKING PROPRIETORS, FINANCIAL INSTITUTIONS

120 Directors, Managers and Working Proprietors, Banks
121 Directors, Managers and Working Proprietors, Insurance
129 Directors, Managers and Working Proprietors, Financial Institutions, n. e. c.

13 DIRECTORS, MANAGERS AND WORKING PROPRIETORS, OTHER

130 Directors, Managers and Working Proprietors, Mining, Quarrying and Well Drilling

131 Directors, Managers and Working Proprietors, Construction

132 Directors, Managers and Working Proprietors, Electricity, Gas, Water and Sanitary

133 Directors, Managers and Working Proprietors, Manufacturing

134 Directors, Managers and Working Proprietors, Transport and Communication

135 Directors, Managers and Working Proprietors, Recreation, Entertainment and Catering Services

136 Directors, Managers and Working Proprietors, Other Services

139 Directors, Managers and Working Proprietors, n. e. c.

2 CLERICAL AND RELATED WORKERS

Workers in this division maintain account books and receive and disburse cash; write shorthand, typewrite records and operate tele-printer; operate various office machines; perform clerical duties; and attend to routine unskilled tasks in offices.

20 BOOK-KEEPERS AND CASHIERS

200 Book-keepers, Book-keeping and Accounts Clerks

201 Cashiers

202 Ticket Sellers, Ticket Inspectors including ushers and Ticket Collectors (excluding those on moving transport)

21 STENOGRAPHERS AND TYPISTS

210 Stenographers

211 Typists

22 OFFICE MACHINE OPERATORS

220 Computing Clerks and Calculating Machine Operators

221 Punch Card Machine Operators

229 Office Machine Operators, n. e. c.

28 CLERICAL WORKERS-MISCELLANEOUS

280 General and other Ministerial Assistants and Clerks

289 Miscellaneous Office workers including Record keepers, Muharrers, Despatchers, Packers and Binders of office papers

29 UNSKILLED OFFICE WORKERS

290 Office attendants, ushers, hallporters, etc. n. e. c.

3 SALES WORKERS

Workers in this Division own wholesale or retail trade establishments and are engaged in activities connected with buying and selling of goods and services and lending money.

30 WORKING PROPRIETORS, WHOLESALE AND RETAIL TRADE

300 Working Proprietors, Wholesale Trade

301 Working Proprietors, Retail Trade

31 INSURANCE AND REAL ESTATE SALESMEN, SALESMEN OF SECURITIES AND SERVICES, AND AUCTIONEERS

310 Agents and Salesmen, Insurance

311 Agents, Brokers and Salesmen, Real Estate

312 Brokers and Agents, Securities and Shares

313 Auctioneers

314 Valuers and Appraisers

319 Insurance and Real Estate Salesmen, Salesmen of Securities and Services, and Auctioneers, n. e. c.

32 COMMERCIAL TRAVELLERS AND MANUFACTURERS' AGENTS

320 Commercial Travellers

321 Manufacturers' Agents

329 Commercial Travellers and Manufacturers' Agents, n. e. c.

33 SALESMEN, SHOP ASSISTANTS AND RELATED WORKERS

330 Salesmen and Shop Assistants, Wholesale and Retail Trade

331 Hawkers, Pedlars and Street Vendors

339 Salesmen, Shop Assistants and Related Workers, n. e. c.

34 MONEY-LENDERS AND PAWN-BROKERS

340 Money-Lenders (including Indigenous Bankers)

341 Pawn-Brokers

4 FARMERS, FISHERMEN, HUNTERS, LOGGERS AND RELATED WORKERS

Workers in this Division manage or cultivate farms and plantations; rear animals, birds and insects; hunt and trap wild animals, birds and other game; catch, cultivate and cure fish; gather shell, sponge and pearls; develop, protect and exploit forest resources and perform other related functions.

40 FARMERS AND FARM MANAGERS

400 Cultivators (Owners)

401 Cultivators (Tenants)

402 Farm Managers, Inspectors and Overseers

403 Planters and Plantation Managers

404 Farmers and Farm Managers, Animals, Birds and Insects Rearing

409 Farmers and Farm Managers, n. e. c.

41 FARM WORKERS

410 Farm Machinery Operators

411 Farm Workers, Animals, Birds and Insects Rearing

412 Gardners (malis)

413 Tappers (Palm, Rubber trees, etc.)

414 Agricultural labourers

415 Plantation labourers

419 Farm Workers, n. e. c.

42 HUNTERS AND RELATED WORKERS

420 Hunters

421 Trappers

429 Hunters and Related Workers, n. e. c.

43 FISHERMEN AND RELATED WORKERS

430 Fishermen, Deep Sea

431 Fishermen, Inland and Coastal Waters

432 Conch and Shell gatherers, Sponge and Pearl Divers

439 Fishermen and Related Workers, n. e. c.

44 LOGGERS AND OTHER FORESTRY WORKERS

440 Forest Rangers and Related Workers

441 Harvesters and Gatherers of Forest Products including lac (except logs)

442 Log Fellers and Wood Cutters

443 Charcoal Burners and Forest Product Processers

449 Loggers and Other Forestry Workers, n. e. c.

5 MINERS, QUARRYMEN AND RELATED WORKERS

Workers in this Division extract mineral products from underground or by surface excavations, refine and treat them to obtain desired grade and quality.

50 MINERS AND QUARRYMEN

500 Miners

501 Quarrymen

502 Drillers, Mines and Quarries

503 Shot Firers

509 Miners and Quarrymen, n. e. c.

51 WELL DRILLERS AND RELATED WORKERS

510 Well Drillers, Petroleum and Gas

511 Well Drillers, other than Petroleum and Gas

52 MINERAL TREATERS

520 Mineral Treaters

59 MINERS, QUARRYMEN AND RELATED WORKERS, n. e. c.

590 Miners, Quarrymen and Related Workers, n. e. c.

6 WORKERS IN TRANSPORT AND COMMUNICATION OCCUPATIONS

Workers in this division, supervise, control and operate transport services for transporting passengers and freight; and supervise and maintain communication services on land, water or in air.

60 DECK OFFICERS, ENGINEER OFFICERS AND PILOTS, SHIP

600 Deck Officers and Pilots, Ship

601 Ship Engineers

61 DECK AND ENGINE-ROOM RATINGS (SHIP), BARGE CREWS AND BOATMEN

610 Deck Ratings (Ship), Barge Crews and Boatmen

611 Engine-Room Ratings, Firemen and Oilers, Ship

62 AIRCRAFT PILOTS, NAVIGATORS AND FLIGHT ENGINEERS

620 Aircraft Pilots

621 Flight Engineers

622 Flight Navigators

63 DRIVERS AND FIREMEN, RAILWAY ENGINE

630 Drivers

631 Firemen

64 DRIVERS, ROAD TRANSPORT

640 Tramcar Drivers

641 Motor Vehicle and Motor Cycle Drivers

642 Cycle Rickshaw Drivers and Rickshaw Pullers

643 Animal Drawn Vehicle Drivers

649 Drivers, Road Transport, n. e. c. (including Palki and Doli Bearers)

65 CONDUCTORS, GUARDS AND BRAKESMEN (RAILWAY)

650 Conductors

651 Guards

652 Brakesmen

66 INSPECTORS, SUPERVISORS, TRAFFIC CONTROLLERS AND DESPATCHERS, TRANSPORT

660 Inspectors, Supervisors and Station Masters

661 Traffic Controllers

662 Signalmen and Pointsmen

67 TELEPHONE, TELEGRAPH AND RELATED TELECOMMUNICATION OPERATORS

670 Telephone Operators

671 Telegraphists and Signallers

672 Radio Communication and Wireless Operators

673 Teleprinter operators

679 Telephone, Telegraph and Related Tele-Communication Operators, n. e. c.

68 POSTMEN AND MESSENGERS

680 Postmen

681 Messengers (including Dak Peons)

69 WORKERS IN TRANSPORT AND COMMUNICATION OCCUPATIONS, n. e. c.

690 Ticket Sellers, Ticket Inspectors including ushers and Ticket Collectors on moving transport

691 Conductors, Road Transport

692 Workers in Transport Occupations, n. e. c.

693 Inspectors, Traffic Controllers and Despatchers, Communication

694 Workers in Communication Occupations, n. e. c.

7—8 CRAFTSMEN, PRODUCTION PROCESS WORKERS, AND LABOURERS NOT ELSEWHERE CLASSIFIED

Workers in these divisions process, assemble and shape various substances to manufacture articles or produce goods; install, maintain and repair machines and equipment; construct, maintain and repair buildings, highways, bridges and other structures; pack and store goods and handle materials and perform various other tasks in crafts, production and related processes. Included are Labourers not elsewhere classified.

70 SPINNERS, WEAVERS, KNITTERS, DYERS AND RELATED WORKERS

700 Fibre Preparers, Ginners, Cleaners, Scourers, etc.

701 Blow-room Workers and Carders

702 Spinners, Piecers and Winders

703 Warpers and Sizers

704 Drawers and Weavers

705 Pattern Card Preparers

706 Bleachers, Dyers and Finishers (excluding Printers)

707 Knitters and Lace Makers

708 Carpet Makers and Finishers

709 Spinners, Weavers, Knitters, Dyers and Related Workers, n. e. c.

71 TAILORS, CUTTERS, FURRIERS AND RELATED WORKERS

710 Tailors, Dress Makers and Garment Makers

711 Hat and Head-gear Makers

712 Furriers

713 Upholsterers and Related Workers

714 Pattern makers, Markers and Cutters, Textile Products, Leather Garments and Gloves

715 Sewers, Embroiderers and Darners, Textile and Fur Products

719 Tailors, Cutters, Furriers and Related Workers, n. e. c.

72 LEATHER CUTTERS, LASTERS AND SEWERS (EXCEPT GLOVES AND GARMENTS) AND RELATED WORKERS

720 Shoe makers and shoe repairers

721 Cutters, Lasters, Sewers, Footwear and Related workers

722 Harness and Saddle Makers

729 Leather Cutters, Lasters and Sewers (Except Gloves and Garments) and Related workers n. e. c.

73 FURNACEMEN, ROLLERS, DRAWERS, MOULDERS AND RELATED METAL MAKING AND TREATING WORKERS

730 Furnacemen, Metal

731 Annealers, Temperers and Related Heat Treaters

732 Rolling Mill Operators, Metal

733 Blacksmiths, Hammersmiths and Forgemen

734 Moulders and Coremakers

735 Metal Drawers and Extruders

739 Furnacemen, Rollers, Drawers, Moulders and Related Metal-Making and Treating Workers, n. e. c.

74 PRECISION INSTRUMENT MAKERS, WATCH MAKERS, JEWELLERS AND RELATED WORKERS

740 Precision instrument Makers, Watch and Clock Makers and Repairmen

741 Jewellers, Goldsmiths and Silversmiths

742 Jewellery Engravers

75 TOOL-MAKERS, MACHINISTS, PLUMBERS, WELDERS, PLATERS AND RELATED WORKERS

750 Fitter-Machinists, Tool-makers and Machine Tool Setters

751 Machine Tool Operators

752 Fitter-Assemblers and Machine Erectors (Except Electrical and Precision Instrument Fitter-Assemblers)

753 Mechanics-Repairmen (Except Electrical and Precision Instrument Repairmen)

754 Sheet Metal Workers

755 Plumbers and Pipe Fitters

756 Welders and Flame Cutters

757 Metal Plate and Structural Metal Workers

758 Electro-Platers, Dip Platers and Related Workers

759 Tool-Makers, Machinists, Plumbers, Welders, Platers and Related Workers, n. e. c. (including Metal-engravers other than printing)

76 ELECTRICIANS AND RELATED ELECTRICAL AND ELECTRONICS WORKERS

760 Electricians, Electrical Repairmen and Related Electrical Workers

761 Electrical and Electronics Fitters

762 Mechanics-Repairmen, Radio and Television

763 Installers and Repairmen, Telephone and Telegraph

764 Linemen and Cable Jointers

769 Electricians and Related Electrical and Electronics Workers, n. e. c.

77 CARPENTERS, JOINERS, CABINET MAKERS, COOPERS AND RELATED WORKERS

770 Carpenters, Joiners, Pattern Makers (Wood)

771 Shipwrights and Body Builders (wood)

772 Sawyers and Wood Working Machinists

773 Coach and Body Builders

774 Cart Builders and Wheel Wrights

775 Cabinet Makers

779 Carpenters, Joiners, Cabinet Makers, Cooper and Related Workers, n. e. c.

78 PAINTERS AND PAPER HANGERS

780 Painters and Paper Hangers

79 BRICKLAYERS, PLASTERERS AND CONSTRUCTION WORKERS, n. e. c.

790 Stone Cutters, Stone Carvers and Stone Dressers

791 Bricklayers, Plasterers, Masons

792 Glaziers

793 Cement Finishers and Terrazzo and Mosaic workers

794 Hut Builders and Thatchers

795 Well Diggers

799 Bricklayers, Plasterers and Construction workers, n. e. c.

80 COMPOSITORS, PRINTERS, ENGRAVERS, BOOK-BINDERS AND RELATED WORKERS

800 Type-setting Machine Operators

801 Compositors

802 Proof-Readers and Copy Holders

803 Printers (Paper)

804 Printers (Textile)

805 Photo-Litho Operators, Photo-lithographers

806 Engravers, Etchers and Block Makers (Printing)

807 Stereotypers

808 Book Binders

809 Compositors, Printers, Engravers, Book-Binders and Related Workers, n. e. c.

81 POTTERS, KILNMEN, GLASS AND CLAY FORMERS AND RELATED WORKERS

810 Furnacemen, Kilnmen and Ovenmen

811 Potters and Related Clay Formers

812 Blowers and Benders, Glass

813 Moulders and Pressers, Glass

814 Grinders, Cutters, Decorators and Finishers

815 Pulverisors and Mixers, Cement, Clay and Other Ceramics

819 Potters, Kilnmen, Glass and Clay Formers and Related Workers, n. e. c

82 MILLERS, BAKERS, BREWMASTERS AND RELATED FOOD AND BEVERAGE WORKERS

820 Millers, Pounders, Huskers and Parchers, Grains and Related Food workers

821 Crushers and Pressers, Oil Seeds

822 Dairy Workers (Non-Farm)

823 Khandsari, Sugar and Gur Makers

824 Bakers, Confectioners, Candy and Sweetmeat Makers

825 Makers of Aerated water and Brewers

826 Food Canners, Preservers and Related Workers

827 Butchers

828 Coffee and Tea Blenders and Related Workers

829 Millers, Bakers, Brewmasters and Related Food and Beverage Workers n. e. c.

83 CHEMICAL AND RELATED PROCESS WORKERS

830 Batch and Continuous Still Operators

831 Cookers, Roasters and Other Heat Treaters, Chemical and Related Processes

832 Crushers, Millers and Calenderers, Chemical and Related Processes

833 Paper Pulp Preparers

834 Paper Makers

839 Chemical and Related Process Workers, n. e. c.

84 TOBACCO PREPARERS AND PRODUCTS MAKERS

840 Curers, Graders and Blenders, Tobacco

841 Cigarette Machine Operators

842 Cheroot, Cigar and Bidi Makers

843 Snuff and Zarda Makers

849 Tobacco Preparers and Product Makers, n. e. c.

85 CRAFTSMEN AND PRODUCTION PROCESS WORKERS, n. e. c.

850 Basketry Weavers and Related Workers

851 Tyre Builders, Vulcanisers and Related Rubber Products Makers

852 Plastics Products Makers

853 Tanners, Fellmongers, Pelt Dressers and Related Workers

854 Photographic Dark Room Workers

855 Makers of Musical Instruments and Related Workers

856 Paper Products Makers

859 Craftsmen and Production Process Workers, n. e. c.

86 TESTERS, PACKERS, SORTERS AND RELATED WORKERS

860 Checkers, Testers, Sorters, Weighers and Counters

861 Packers, Labellers and Related Workers

87 STATIONARY ENGINE AND EXCAVATING AND LIFTING EQUIPMENT OPERATORS AND RELATED WORKERS

870 Operators, Stationary Engines and Related Equipment

871 Boilermen and Firemen

872 Crane and Hoist Operators

873 Riggers and Cable Splicers

874 Operators of Earth-moving and Other Construction Machinery, n. e. c.
875 Materials-handling Equipment Operators
876 Oilers and Greasers, Stationary Engines, Motor Vehicles and Related Equipment
879 Stationary Engine and Excavating and Lifting Equipment Operators and Related Workers, n. e. c.

89 LABOURERS, n. e. c.
890 Loaders and Unloaders
899 Labourers, n. e. c.

9 SERVICE, SPORT AND RECREATION WORKERS

Workers in this division render protective, personal and domestic services; take photographs, operate cameras and are engaged in sport and recreational activities.

90 FIRE FIGHTERS, POLICEMEN, GUARDS AND RELATED WORKERS
900 Fire Fighters and Related Workers
901 Police Constables, Investigators and Related Workers
902 Customs Examiners, Patrollers and Related workers
903 Watchmen and Chowkidars
909 Fire Fighters, Policemen, Guards and Related Workers, n. e. c.

91 HOUSE KEEPERS, COOKS, MAIDS AND RELATED WORKERS
910 House Keepers, Matrons, Stewards (Domestic and Institutional)
911 Cooks, Cook-Bearers (Domestic and Institutional)
912 Butlers, Bearers, Waiters, Maids and Other Servants (Domestic)
913 Ayas, Nurse-maids
919 House Keepers, Cooks, Maids and Related Workers, n. e. c.

92 WAITERS, BARTENDERS AND RELATED WORKERS
920 Waiters, Bartenders and Related Workers (Institutional)

93 BUILDING CARE-TAKERS, CLEANERS AND RELATED WORKERS
930 Building Care-takers
931 Cleaners, Sweepers and Watermen

94 BARBERS, HAIRDRESSERS, BEAUTICIANS AND RELATED WORKERS
940 Barbers, Hairdressers, Beauticians and Related Workers

95 LAUNDERERS, DRY CLEANERS AND PRESSERS
950 Laundrymen, Washermen and Dhobies
951 Dry-cleaners and Pressers

96 ATHLETES, SPORTSMEN AND RELATED WORKERS
960 Athletes, Sportsmen and Related Workers

97 PHOTOGRAPHERS AND RELATED CAMERA OPERATORS
970 Movie Camera Operators
979 Other Photographers

99 SERVICE, SPORT AND RECREATION WORKERS, n. e. c.
990 Embalmers and Undertakers
999 Service, Sport and Recreation Workers, n. e. c.

X WORKERS NOT CLASSIFIABLE BY OCCUPATION

X9 WORKERS NOT REPORTING OCCUPATION
X90 Workers not reporting occupation

B-V—Occupational Classification by Sex of Persons at Work other than Cultivation

Note:—Families having less than 1% of workers of the respective Division (less than 0·5% in case of Families of Division 7 & 8) have not been shown in this table. Divisions thus affected are marked with an asterisk (*)

Division, Group and Family / Category	Total Workers					
	Total			Urban		
	Persons	Males	Females	Persons	Males	Females
1	2	3	4	5	6	7
	PONDICHERRY STATE					
ALL DIVISIONS						
Total	**77,509**	**61,747**	**15,762**	**25,046**	**20,215**	**4,831**
III	7,678	7,299	379	1,216	1,162	54
IV	7,506	4,244	3,262	2,150	1,091	1,059
V	17,317	15,300	2,017	4,243	3,971	272
VI	3,659	3,463	196	963	900	63
VII	13,352	10,127	3,225	4,949	4,482	467
VIII	3,279	3,264	15	1,445	1,439	6
IX	24,718	18,050	6,668	10,080	7,170	2,910
***DIVISION 0 Professional, Technical and Related Workers**						
Total	**3,992**	**3,128**	**864**	**2,044**	**1,494**	**550**
III	16	16	...	6	6	...
IV	18	10	8	6	5	1
V	142	139	3	75	74	1
VI	92	92	...	60	60	...
VII	11	11	...	9	9	...
VIII	9	9	...	9	9	...
IX	3,704	2,851	853	1,879	1,331	548
GROUP 00 Architects, Engineers and Surveyors						
Total	**208**	**206**	**2**	**112**	**110**	**2**
III	4	4	...	1	1	...
V	76	76	...	31	31	...
VI	67	67	...	36	36	...
VII	1	1	...	1	1	...
VIII	2	2	...	2	2	...
IX	58	56	2	41	39	2
FAMILY 001 Civil Engineers (including overseers)						
Total	**93**	**93**	...	**49**	**49**	...
III	2	2	...	...	...	...
V	2	2	...	1	1	...
VI	60	60	...	30	30	...
VIII	1	1	...	1	1	...
IX	28	28	...	17	17	...

B-V—Occupational Classification by Sex of Persons at Work other than Cultivation—(Contd.)

Division, Group and Family	Category	Total Workers					
		Total			Urban		
		Persons	Males	Females	Persons	Males	Females
	1	2	3	4	5	6	7
		PONDICHERRY STATE (Contd.)					
FAMILY 009	Architects, Engineers and Surveyors n.e.c.						
	Total	**65**	**64**	**1**	**28**	**27**	**1**
	III	1	1	...	...	...	...
	V	56	56	...	20	20	...
	VI	2	2	...	2	2	...
	IX	6	5	1	6	5	1
GROUP 02	Biologists, Veterinarians, Agronomists and Related Scientists						
	Total	**39**	**38**	**1**	**19**	**18**	**1**
	III	11	11	...	5	5	...
	IX	28	27	1	14	13	1
03	Physicians, Surgeons and Dentists						
	Total	**303**	**278**	**25**	**166**	**155**	**11**
	IX	303	278	25	166	155	11
FAMILY 030	Physicians and Surgeons, Allopathic						
	Total	**123**	**109**	**14**	**96**	**87**	**9**
	IX	123	109	14	96	87	9
031	Physicians, Ayurvedic						
	Total	**91**	**83**	**8**	**22**	**22**	...
	IX	91	83	8	22	22	...
GROUP 04	Nurses, Pharmacists and other Medical and Health Technicians						
	Total	**545**	**287**	**258**	**281**	**150**	**131**
	V	23	21	2	12	11	1
	VII	3	3	...	2	2	...
	VIII	6	6	...	6	6	...
	IX	513	257	256	261	131	130
FAMILY 040	Nurses						
	Total	**148**	**16**	**132**	**109**	**13**	**96**
	IX	148	16	132	109	13	96
041	Midwives and Health Visitors						
	Total	**107**	...	**107**	**33**	...	**33**
	IX	107	...	107	33	...	33
042	Nursing Attendants and Related Workers						
	Total	**241**	**225**	**16**	**113**	**113**	...
	VIII	5	5	...	5	5	...
	IX	236	220	16	108	108	...

B-V—Occupational Classification by Sex of Persons at Work other than Cultivation—(Contd.)

Division, Group and Family / Category		Total Workers					
		Total			Urban		
		Persons	Males	Females	Persons	Males	Females
1		2	3	4	5	6	7
		PONDICHERRY STATE (Contd.)					
GROUP 05	Teachers						
	Total	**1,732**	**1,221**	**511**	**984**	**615**	**369**
	IX	1,732	1,221	511	984	615	369
FAMILY 050	Teachers, University						
	Total	**83**	**67**	**16**	**81**	**65**	**16**
	IX	83	67	16	81	65	16
051	Teachers, Secondary Schools						
	Total	**123**	**102**	**21**	**88**	**68**	**20**
	IX	123	102	21	88	68	20
052	Teachers, Middle and Primary Schools						
	Total	**1,424**	**976**	**448**	**741**	**423**	**318**
	IX	1,424	976	448	741	423	318
059	Teachers n.e.c.						
	Total	**92**	**71**	**21**	**67**	**56**	**11**
	IX	92	71	21	67	56	11
GROUP 06	Jurists						
	Total	**74**	**73**	**1**	**69**	**68**	**1**
	IX	74	73	1	69	68	1
07	Social Scientists and Related Workers						
	Total	**94**	**71**	**23**	**64**	**50**	**14**
	III	1	1	...	...	...	...
	V	5	5	...	4	4	...
	VI	4	4	...	4	4	...
	VII	5	5	...	4	4	...
	IX	79	56	23	52	38	14
FAMILY 076	Labour and Social Welfare Workers						
	Total	**46**	**25**	**21**	**22**	**10**	**12**
	III	1	1	...	...	...	...
	V	2	2	...	1	1	...
	IX	43	22	21	21	9	12

B-V—Occupational Classification by Sex of Persons at Work other than Cultivation—(Contd.)

Division, Group and Family / Category			Total Workers					
			Total			Urban		
			Persons	Males	Females	Persons	Males	Females
1			2	3	4	5	6	7
		PONDICHERRY STATE (Contd.)						
GROUP	08	**Artists, Writers and Related Workers**						
		Total	**299**	**292**	**7**	**143**	**138**	**5**
		IV	7	6	1	6	5	1
		V	13	13	...	12	12	...
		VI	13	13	...	13	13	...
		VII	1	1	...	1	1	...
		VIII	1	1	...	1	1	...
		IX	264	258	6	110	106	4
FAMILY	083	**Painters, Decorators and Commercial Artists**						
		Total	**68**	**67**	**1**	**58**	**57**	**1**
		IV	7	6	1	6	5	1
		V	9	9	...	9	9	...
		VI	13	13	...	13	13	...
		VII	1	1	...	1	1	...
		IX	38	38	...	29	29	...
	086	**Musicians and Related Workers**						
		Total	**153**	**150**	**3**	**30**	**29**	**1**
		IX	153	150	3	30	29	1
GROUP	09	**Draughtsmen and Science and Engineering Technicians n. e. c.**						
		Total	**46**	**44**	**2**	**33**	**32**	**1**
		V	6	5	1	2	2	...
		VI	8	8	...	7	7	...
		IX	32	31	1	24	23	1
	0X	**Other Professional, Technical and Related Workers**						
		Total	**652**	**618**	**34**	**173**	**158**	**15**
		IV	11	4	7	...	...	...
		V	19	19	...	14	14	...
		VII	1	1	...	1	1	...
		IX	621	594	27	158	143	15
FAMILY	0X0	**Ordained Religious Workers**						
		Total	**447**	**434**	**13**	**126**	**117**	**9**
		IX	447	434	13	126	117	9
	0X2	**Astrologers, Palmists and Related Workers**						
		Total	**141**	**133**	**8**	**13**	**13**	...
		IX	141	133	8	13	13	...

B-V—Occupational Classification by Sex of Persons at Work other than Cultivation—(Contd.)

Division, Group and Family		Category	Total Workers					
			Total			Urban		
			Persons	Males	Females	Persons	Males	Females
		1	2	3	4	5	6	7
		PONDICHERRY STATE (Contd.)						
*DIVISION	1	Administrative, Executive and Managerial Workers						
		Total	1,279	1,230	49	712	684	28
		III	15	9	6	9	9	...
		IV	11	9	2	3	1	2
		V	142	139	3	113	111	2
		VI	74	74	...	36	36	...
		VII	48	47	1	37	37	...
		VIII	47	47	...	41	41	...
		IX	942	905	37	473	449	24
GROUP	10	Administrators and Executive Officials, Government						
		Total	338	327	11	207	201	6
		IX	338	327	11	207	201	6
FAMILY	100	Administrators and Executive Officials, Central Government						
		Total	35	35	...	19	19	...
		IX	35	35	...	19	19	...
	101	Administrators and Executive Officials, State Government						
		Total	237	231	6	170	165	5
		IX	237	231	6	170	165	5
	102	Administrators and Executive Officials, Local Bodies						
		Total	16	16	...	8	8	...
		IX	16	16	...	8	8	...
	104	Village Officials						
		Total	42	37	5	7	6	1
		IX	42	37	5	7	6	1
GROUP	11	Directors and Managers, Wholesale and Retail Trade						
		Total	34	33	1	23	23	...
		VII	34	33	1	23	23	...
FAMILY	111	Directors and Managers, Retail Trade						
		Total	22	21	1	16	16	...
		VII	22	21	1	16	16	...

B-V—Occupational Classification by Sex of Persons at Work other than Cultivation—(Contd.)

Division, Group and Family / Category	Total Workers					
	Total			Urban		
	Persons	Males	Females	Persons	Males	Females
1	2	3	4	5	6	7
PONDICHERRY STATE (Contd.)						
GROUP 12 Directors, Managers and Working Proprietors, Financial Institutions						
Total	**14**	**14**	...	**14**	**14**	...
VII	14	14	...	14	14	...
13 Directors, Managers and Working Proprietors, Other						
Total	**893**	**856**	**37**	**468**	**446**	**22**
III	15	9	6	9	9	...
IV	11	9	2	3	1	2
V	142	139	3	113	111	2
VI	74	74	...	36	36	...
VIII	47	47	...	41	41	...
IX	604	578	26	266	248	18
FAMILY 130 Directors, Managers and Working Proprietors, Mining, Quarrying and Well Drilling						
Total	**14**	**8**	**6**	**8**	**8**	...
III	14	8	6	8	8	...
131 Directors, Managers and Working Proprietors, Construction						
Total	**73**	**73**	...	**35**	**35**	...
VI	73	73	...	35	35	...
133 Directors, Managers and Working Proprietors, Manufacturing						
Total	**149**	**144**	**5**	**113**	**109**	**4**
IV	11	9	2	3	1	2
V	138	135	3	110	108	2
134 Directors, Managers and Working Proprietors, Transport and Communication						
Total	**47**	**47**	...	**41**	**41**	...
VIII	47	47	...	41	41	...
135 Directors, Managers and Working Proprietors, Recreation, Entertainment and Catering Services						
Total	**549**	**540**	9	**225**	**222**	3
IX	549	540	9	225	222	3
136 Directors, Managers and Working Proprietors, Other Services						
Total	**37**	**30**	**7**	**24**	**19**	**5**
IX	37	30	7	24	19	5

B-V—Occupational Classification by Sex of Persons at Work other than Cultivation—(Contd.)

Division, Group and Family / Category	Total Workers					
	Total			Urban		
	Persons	Males	Females	Persons	Males	Females
1	2	3	4	5	6	7
PONDICHERRY STATE (Contd.)						
FAMILY 139 Directors, Managers and Working Proprietors n. e. c.						
Total	**23**	**13**	**10**	**21**	**11**	**10**
III	1	1	...	1	1	...
V	4	4	...	3	3	...
VI	1	1	...	1	1	...
IX	17	7	10	16	6	10
*DIVISION 2 Clerical and Related Workers						
Total	**5,253**	**5,144**	**109**	**3,111**	**3,015**	**96**
III	82	81	1	44	44	...
IV	11	9	2	5	3	2
V	674	667	7	330	323	7
VI	186	186	...	125	125	...
VII	1,326	1,326	...	793	793	...
VIII	155	154	1	108	107	1
IX	2,819	2,721	98	1,706	1,620	86
GROUP 20 Book-keepers and Cashiers						
Total	**727**	**712**	**15**	**430**	**415**	**15**
III	8	8	...	3	3	...
IV	6	6	...	3	3	...
V	123	123	...	72	72	...
VI	11	11	...	7	7	...
VII	308	308	...	190	190	...
VIII	19	19	...	10	10	...
IX	252	237	15	145	130	15
FAMILY 200 Book-keepers, Book-keeping and Accounts Clerks						
Total	**626**	**625**	**1**	**370**	**369**	**1**
III	7	7	...	2	2	...
IV	6	6	...	3	3	...
V	119	119	...	70	70	...
VI	6	6	...	3	3	...
VII	283	283	...	172	172	...
VIII	11	11	...	7	7	...
IX	194	193	1	113	112	1

B–V—Occupational Classification by Sex of Persons at Work other than Cultivation—(Contd.)

Division, Group and Family			Total Workers					
		Category	Total			Urban		
			Persons	Males	Females	Persons	Males	Females
		1	2	3	4	5	6	7
		PONDICHERRY STATE (Contd.)						
FAMILY	201	Cashiers						
		Total	64	63	1	45	44	1
		III	1	1	...	1	1	...
		V	4	4	...	2	2	...
		VI	5	5	...	4	4	...
		VII	25	25	...	18	18	...
		VIII	5	5	...	3	3	...
		IX	24	23	1	17	16	1
GROUP	21	Stenographers and Typists						
		Total	242	211	31	184	155	29
		III	8	7	1	5	5	...
		V	24	20	4	18	14	4
		VI	11	11	...	8	8	...
		VII	37	37	...	28	28	...
		VIII	1	1	...	1	1	...
		IX	161	135	26	124	99	25
FAMILY	211	Typists						
		Total	207	183	24	155	133	22
		III	8	7	1	5	5	...
		V	20	18	2	15	13	2
		VI	11	11	...	8	8	...
		VII	35	35	...	26	26	...
		IX	133	112	21	101	81	20
GROUP	22	Office Machine Operators						
		Total	6	6	...	5	5	...
		V	3	3	...	2	2	...
		VI	2	2	...	2	2	...
		IX	1	1	...	1	1	...
	28	Clerical Workers-Miscellaneous						
		Total	3,452	3,411	41	2,108	2,068	40
		III	49	49	...	27	27	...
		IV	5	3	2	2	...	2
		V	476	473	3	231	228	3
		VI	137	137	...	100	100	...
		VII	939	939	...	548	548	...
		VIII	122	121	1	94	93	1
		IX	1,724	1,689	35	1,106	1,072	34

B-V - Occupational Classification by Sex of Persons at Work other than Cultivation—(Contd.)

Division, Group and Family / Category	Total Workers					
	Total			Urban		
	Persons	Males	Females	Persons	Males	Females
1	2	3	4	5	6	7
PONDICHERRY STATE (Contd.)						
FAMILY 280 General and other Ministerial Assistants and Clerks						
Total	**3,244**	**3,207**	**37**	**2,009**	**1,972**	**37**
III	49	49	...	27	27	...
IV	4	3	1	1	...	1
V	446	444	2	221	219	2
VI	130	130	...	95	95	...
VII	927	927	...	544	544	...
VIII	119	118	1	91	90	1
IX	1,569	1,536	33	1,030	997	33
289 Miscellaneous Office Workers including Record keepers, Muharrers, Despatchers, Packers and Binders of Office papers						
Total	**208**	**204**	**4**	**99**	**96**	**3**
IV	1	...	1	1	...	1
V	30	29	1	10	9	1
VI	7	7	...	5	5	...
VII	12	12	...	4	4	...
VIII	3	3	...	3	3	...
IX	155	153	2	76	75	1
GROUP 29 Unskilled Office Workers						
Total	**826**	**804**	**22**	**384**	**372**	**12**
III	17	17	...	9	9	...
V	48	48	...	7	7	...
VI	25	25	...	8	8	...
VII	42	42	...	27	27	...
VIII	13	13	...	3	3	...
IX	681	659	22	330	318	12
FAMILY 290 Office attendants, Ushers, hallporters, etc., n.e.c.						
Total	**826**	**804**	**22**	**384**	**372**	**12**
III	17	17	...	9	9	...
V	48	48	...	7	7	...
VI	25	25	...	8	8	...
VII	42	42	...	27	27	...
VIII	13	13	...	3	3	...
IX	681	659	22	330	318	12

B-V—Occupational Classification by Sex of Persons at Work other than Cultivation—(Contd.)

Division, Group and Family	Category	Total Workers					
		Total			Urban		
		Persons	Males	Females	Persons	Males	Females
	1	2	3	4	5	6	7
		PONDICHERRY STATE (Contd.)					
*DIVISION 3	Sales Workers						
	Total	11,759	8,521	3,238	4,173	3,702	471
	IV	49	20	29	8	7	1
	V	230	201	29	205	179	26
	VII	11,427	8,254	3,173	3,928	3,484	444
	IX	53	46	7	32	32	...
GROUP 30	Working Proprietors, Wholesale and Retail Trade						
	Total	8,114	6,222	1,892	3,263	2,874	389
	VII	8,114	6,222	1,892	3,263	2,874	389
FAMILY 300	Working Proprietors, Wholesale Trade						
	Total	297	280	17	272	256	16
	VII	297	280	17	272	256	16
301	Working Proprietors, Retail Trade						
	Total	7,817	5,942	1,875	2,991	2,618	373
	VII	7,817	5,942	1,875	2,991	2,618	373
GROUP 31	Insurance and Real Estate Salesmen, Salesmen of Securities and Services and Auctioneers						
	Total	277	274	3	140	137	3
	VII	277	274	3	140	137	3
FAMILY 312	Brokers and Agents, Securities and Shares						
	Total	135	135	...	61	61	...
	VII	135	135	...	61	61	...
GROUP 32	Commercial Travellers and Manufacturers, Agents						
	Total	1,237	429	808	241	211	30
	V	182	156	26	179	153	26
	VII	1,055	273	782	62	58	4
FAMILY 320	Commercial Travellers						
	Total	1,054	272	782	60	56	4
	V	1	1	...	...	...	...
	VII	1,053	271	782	60	56	4
321	Manufacturers, Agents						
	Total	181	155	26	179	153	26
	V	181	155	26	179	153	26
GROUP 33	Salesmen, Shop Assistants and Related Workers						
	Total	2,099	1,565	534	525	476	49
	IV	49	20	29	8	7	1
	V	48	45	3	26	26	...
	VII	1,949	1,454	495	459	411	48
	IX	53	46	7	32	32	...

B-V—Occupational Classification by Sex of Persons at Work other than Cultivation—(Contd.)

Division, Group and Family		Category	Total Workers					
			Total			Urban		
			Persons	Males	Females	Persons	Males	Females
1			2	3	4	5	6	7
		PONDICHERRY STATE (Contd.)						
FAMILY	330	Salesmen and Shop Assistants, Wholesale and Retail Trade						
		Total	**1,783**	**1,326**	**457**	**411**	**405**	**6**
		IV	48	19	29	8	7	1
		V	47	44	3	25	25	...
		VII	1,635	1,217	418	346	341	5
		IX	53	46	7	32	32	...
	331	Hawkers, Pedlars and Street Vendors						
		Total	**299**	**222**	**77**	**112**	**69**	**43**
		VII	299	222	77	112	69	43
GROUP	34	Money-Lenders and Pawn-Brokers						
		Total	**32**	**31**	**1**	**4**	**4**	...
		VII	32	31	1	4	4	...
*DIVISION	4	Farmers, Fishermen, Hunters, Loggers and Related workers						
		Total	**9,044**	**8,406**	**638**	**1,347**	**1,278**	**69**
		III	6,972	6,712	260	1,041	1,015	26
		IV	686	322	364	112	79	33
		V	1,300	1,295	5	129	127	2
		VI	1	1	...	1	1	...
		VII	19	16	3	18	15	3
		VIII	1	1	...	1	1	...
		IX	65	59	6	45	40	5
GROUP	40	Farmers and Farm Managers						
		Total	**270**	**256**	**14**	**31**	**30**	**1**
		III	246	235	11	14	14	...
		IV	19	16	3	16	15	1
		V	5	5	...	1	1	...
FAMILY	402	Farm Managers, Inspectors and Overseers						
		Total	**149**	**140**	**9**	**14**	**14**	...
		III	144	135	9	13	13	...
		V	5	5	...	1	1	...

B-V—Occupational Classification by Sex of Persons at Work other than Cultivation—(Contd.)

Division, Group and Family		Category	Total Workers					
			Total			Urban		
			Persons	Males	Females	Persons	Males	Females
		1	2	3	4	5	6	7
		PONDICHERRY STATE (Contd.)						
GROUP	41	**Farm Workers**						
		Total	**3,980**	**3,645**	**335**	**484**	**424**	**60**
		III	2,193	1,981	212	196	178	18
		IV	407	298	109	96	64	32
		V	1,294	1,289	5	127	125	2
		VI	1	1	...	1	1	...
		VII	19	16	3	18	15	3
		VIII	1	1	...	1	1	...
		IX	65	59	6	45	40	5
FAMILY	411	**Farm Workers, Animals, Birds and Insects Rearing**						
		Total	**1,836**	**1,576**	**260**	**185**	**145**	**40**
		III	1,427	1,269	158	97	89	8
		IV	383	281	102	88	56	32
		V	26	26	...	...	...	...
	412	**Gardners (malis)**						
		Total	**420**	**386**	**34**	**138**	**124**	**14**
		III	324	299	25	71	65	6
		V	10	10	...	2	2	...
		VI	1	1	...	1	1	...
		VII	19	16	3	18	15	3
		VIII	1	1	...	1	1	...
		IX	65	59	6	45	40	5
	413	**Tappers (Palm, Rubber Trees, etc.)**						
		Total	**1,374**	**1,365**	**9**	**138**	**137**	**1**
		III	110	109	1	6	6	...
		IV	21	14	7	8	8	...
		V	1,243	1,242	1	124	123	1
	415	**Plantation labourers**						
		Total	**316**	**309**	**7**	**19**	**18**	**1**
		III	301	298	3	18	18	...
		IV	1	1	...	...	...	...
		V	14	10	4	1	...	1
GROUP	42	**Hunters and Related Workers**						
		Total	**16**	**16**	...	**4**	**4**	...
		III	16	16	...	4	4	...

B-V—Occupational Classification by Sex of Persons at Work other than Cultivation—(Contd.)

Division, Group and Family		Total Workers					
Category		Total			Urban		
		Persons	Males	Females	Persons	Males	Females
1		2	3	4	5	6	7
		PONDICHERRY STATE (Contd.)					
GROUP 43	Fishermen and Related Workers						
	Total	**4,715**	**4,430**	**285**	**818**	**810**	**8**
	III	4,456	4,423	33	818	810	8
	IV	259	7	252	...	...	...
FAMILY 430	Fishermen, Deep Sea						
	Total	**3,535**	**3,524**	**11**	**506**	**503**	**3**
	III	3,535	3,524	11	506	503	3
431	Fishermen, Inland and Coastal Waters						
	Total	**899**	**895**	**4**	**308**	**305**	**3**
	III	899	895	4	308	305	3
439	Fishermen and Related Workers, n.e.c.						
	Total	**280**	**11**	**269**	**4**	**2**	**2**
	III	21	4	17	4	2	2
	IV	259	7	252	...	...	...
GROUP 44	Loggers and other Forestry Workers						
	Total	**63**	**59**	**4**	**10**	**10**	...
	III	61	57	4	9	9	...
	IV	1	1	...	...	...	...
	V	1	1	...	1	1	...
DIVISION 5	Miners, Quarrymen and Related Workers						
	Total	**53**	**52**	**1**	**8**	**8**	...
	III	41	40	1	5	5	...
	VI	12	12	...	3	3	...
GROUP 50	Miners and Quarrymen						
	Total	**40**	**39**	**1**	**4**	**4**	...
	III	40	39	1	4	4	...
FAMILY 501	Quarrymen						
	Total	**39**	**38**	**1**	**3**	**3**	...
	III	39	38	1	3	3	...
509	Miners and Quarrymen, n. e. c.						
	Total	**1**	**1**	...	**1**	**1**	...
	III	1	1	...	1	1	...

B-V—Occupational Classification by Sex of Persons at Work other than Cultivation—(Contd.)

Division, Group and Family	Category	Total Workers					
		Total			Urban		
		Persons	Males	Females	Persons	Males	Females
1		2	3	4	5	6	7
		PONDICHERRY STATE (Contd.)					
GROUP 51	Well Drillers and Related Workers						
	Total	13	13	...	4	4	...
	III	1	1	...	1	1	...
	VI	12	12	...	3	3	...
FAMILY 510	Well Drillers, Petroleum and Gas						
	Total	1	1	...	1	1	...
	III	1	1	...	1	1	...
511	Well Drillers, other than Petroleum and Gas						
	Total	12	12	...	3	3	...
	VI	12	12	...	3	3	...
*DIVISION 6	Workers in Transport and Communication Occupations						
	Total	2,770	2,763	7	1,213	1,209	4
	III	43	43	...	6	6	...
	V	51	48	3	14	12	2
	VI	16	16	...	10	10	...
	VII	18	17	1	5	4	1
	VIII	2,568	2,566	2	1,128	1,127	1
	IX	74	73	1	50	50	...
GROUP 60	Deck Officers, Engineer Officers and Pilots, Ship						
	Total	5	5	...	1	1	...
	VIII	5	5	...	1	1	...
61	Deck and Engine-Room Ratings (Ship), Barge Crews and Boatmen						
	Total	200	200	...	97	97	...
	VIII	200	200	...	97	97	...
FAMILY 610	Deck Ratings (Ship), Barge Crews and Boatmen						
	Total	197	197	...	96	96	...
	VIII	197	197	...	96	96	...
GROUP 63	Drivers and Firemen, Railway Engine						
	Total	14	14	...	9	9	...
	VIII	14	14	...	9	9	...
64	Drivers, Road Transport						
	Total	2,226	2,223	3	971	969	2
	III	43	43	...	6	6	...
	V	48	48	...	12	12	...
	VI	16	16	...	10	10	...
	VII	17	16	1	4	3	1
	VIII	2,037	2,035	2	893	892	1
	IX	65	65	...	46	46	...

B-V - Occupational Classification by Sex of Persons at Work other than Cultivation—(Contd.)

Division, Group and Family		Category	Total Workers					
			Total			Urban		
			Persons	Males	Females	Persons	Males	Females
		1	2	3	4	5	6	7
		PONDICHERRY STATE (Contd.)						
FAMILY	641	**Motor Vehicle and Motor Cycle Drivers**						
		Total	**622**	**621**	**1**	**314**	**313**	**1**
		III	12	12	...	6	6	...
		V	31	31	...	11	11	...
		VI	13	13	...	9	9	...
		VII	8	7	1	4	3	1
		VIII	493	493	...	238	238	...
		IX	65	65	...	46	46	...
	642	**Cycle Rickshaw Drivers and Rickshaw Pullers**						
		Total	**1,003**	**1,003**	...	**569**	**569**	...
		V	3	3	...	...	...	...
		VII	1	1	...	...	...	...
		VIII	999	999	...	569	569	...
	643	**Animal Drawn Vehicle Drivers**						
		Total	**564**	**563**	**1**	**70**	**70**	...
		III	31	31	...	...	...	...
		V	14	14	...	1	1	...
		VI	3	3	...	1	1	...
		VII	7	7	...	...	...	...
		VIII	509	508	1	68	68	...
	649	**Drivers, Road Transport, n. e. c. (including Palki and Doli Bearers)**						
		Total	**34**	**33**	**1**	**16**	**15**	**1**
		VII	1	1	...	...	...	...
		VIII	33	32	1	16	15	1
GROUP	65	**Conductors, Guards and Brakesmen (Railway)**						
		Total	**6**	**6**	...	**4**	**4**	...
		VIII	6	6	...	4	4	...
	66	**Inspectors, Supervisors, Traffic Controllers and Despatchers, Transport**						
		Total	**26**	**26**	...	**12**	**12**	...
		VIII	26	26	...	12	12	...
	67	**Telephone, Telegraph and Related Telecommunication Operators**						
		Total	35	**32**	3	**24**	**22**	**2**
		V	3	...	3	2	...	2
		VIII	24	24	...	18	18	...
		IX	8	8	...	4	4	...

B-V—Occupational Classification by Sex of Persons at Work other than Cultivation—(Contd.)

Division, Group and Family		Category	Total Workers					
			Total			Urban		
			Persons	Males	Females	Persons	Males	Females
		1	2	3	4	5	6	7
		PONDICHERRY STATE (Contd.)						
GROUP	68	Postmen and Messengers						
		Total	113	112	1	46	46	...
		VII	1	1	...	1	1	...
		VIII	111	111	...	45	45	...
		IX	1	...	1	...	...	...
FAMILY	680	Postmen						
		Total	96	96	...	39	39	...
		VIII	96	96	...	39	39	...
GROUP	69	Workers in Transport and Communication Occupations, n.e.c.						
		Total	145	145	...	49	49	...
		VIII	145	145	...	49	49	...
	691	Conductors, Road Transport						
		Total	71	71	...	22	22	...
		VIII	71	71	...	22	22	...
	693	Inspectors, Traffic Controllers and Despatchers, Communication						
		Total	57	57	...	20	20	...
		VIII	57	57	...	20	20	...
*DIVISION	7—8	Craftsmen, Production Process Workers and Labourers, not elsewhere classified						
		Total	34,297	26,517	7,780	8,469	6,546	1,923
		III	377	287	90	89	61	28
		IV	6,600	3,843	2,757	1,945	976	969
		V	14,467	12,558	1,909	3,312	3,091	221
		VI	3,107	2,922	185	715	653	62
		VII	394	355	39	106	91	15
		VIII	463	454	9	139	136	3
		IX	8,889	6,098	2,791	2,163	1,538	625
GROUP	70	Spinners, Weavers, Knitters, Dyers and Related Workers						
		Total	10,812	7,599	3,213	2,043	1,165	878
		IV	3,791	2,204	1,587	1,388	619	769
		V	7,021	5,395	1,626	655	546	109
FAMILY	701	Blow-room Workers and Carders						
		Total	303	195	108	6	6	...
		IV	2	2	...	1	1	...
		V	301	193	108	5	5	...

B-V—Occupational Classification by Sex of Persons at Work other than Cultivation—(Contd.)

Division, Group and Family / Category	Total Workers					
	Total			Urban		
	Persons	Males	Females	Persons	Males	Females
1	2	3	4	5	6	7
PONDICHERRY STATE (Contd.)						
FAMILY 702 Spinners, Piecers and Winders						
Total	**4,036**	**2,017**	**2,019**	**312**	**147**	**165**
IV	735	40	695	127	6	121
V	3,301	1,977	1,324	185	141	44
704 Drawers and Weavers						
Total	**5,480**	**4,689**	**791**	**1,532**	**923**	**609**
IV	2,789	2,126	663	1,154	608	546
V	2,691	2,563	128	378	315	63
708 Carpet Makers and Finishers						
Total	**207**	**37**	**170**	**107**	**6**	**101**
IV	164	22	142	102	1	101
V	43	15	28	5	5	...
709 Spinners, Weavers, Knitters, Dyers and Related Workers, n.e.c.						
Total	**417**	**318**	**99**	**20**	**19**	**1**
IV	88	6	82	...	...	...
V	329	312	17	20	19	1
GROUP 71 Tailors, Cutters, Furriers and Related Workers						
Total	**1,380**	**1,200**	**180**	**560**	**462**	**98**
IV	215	117	98	81	39	42
V	1,161	1,079	82	476	420	56
VII	4	4	...	3	3	...
FAMILY 710 Tailors, Dress Makers and Garment Makers						
Total	**1,239**	**1,133**	**106**	**521**	**438**	**83**
IV	164	110	54	79	38	41
V	1,072	1,020	52	440	398	42
VII	3	3	...	2	2	...
GROUP 72 Leather Cutters, Lasters and Sewers (Except Gloves and Garments) and Related Workers						
Total	**223**	**218**	**5**	**62**	**60**	**2**
IV	46	45	1	17	17	...
V	160	156	4	43	41	2
VII	17	17	...	2	2	...
FAMILY 720 Shoe makers and Shoe repairers						
Total	**215**	**212**	**3**	**61**	**59**	**2**
IV	45	44	1	16	16	...
V	153	151	2	43	41	2
VII	17	17	...	2	2	...

B-V—Occupational Classification by Sex of Persons at Work other than Cultivation—(Contd.)

Division, Group and Family Category	Total Workers					
	Total			Urban		
	Persons	Males	Females	Persons	Males	Females
1	2	3	4	5	6	7
PONDICHERRY STATE (Contd.)						
GROUP 73 Furnacemen, Rollers, Drawers, Moulders and Related Metal Making and Treating Workers						
Total	**424**	**418**	**6**	**124**	**123**	**1**
III	22	22	...	6	6	...
IV	146	142	4	13	13	...
V	249	247	2	101	100	1
VI	6	6	...	3	3	...
VIII	1	1	...	1	1	...
FAMILY 733 Blacksmiths, Hammersmiths and Forgemen						
Total	**355**	**351**	**4**	**94**	**93**	**1**
III	22	22	...	6	6	...
IV	140	138	2	12	12	...
V	191	189	2	75	74	1
VI	2	2	...	1	1	...
GROUP 74 Precision Instrument Makers, Watch Makers, Jewellers and Related Workers						
Total	**899**	**897**	**2**	**496**	**495**	**1**
IV	302	301	1	103	102	1
V	581	580	1	384	384	...
VII	16	16	...	9	9	...
FAMILY 741 Jewellers, Goldsmiths and Silversmiths						
Total	**811**	**809**	**2**	**442**	**441**	**1**
IV	299	298	1	101	100	1
V	500	499	1	335	335	...
VII	12	12	...	6	6	...
GROUP 75 Tool-makers, Machinists, Plumbers, Welders, Platers and Related Workers						
Total	**1,328**	**1,320**	**8**	**448**	**446**	**2**
III	7	7	...	...	...	...
IV	114	113	1	29	29	...
V	1,137	1,131	6	400	399	1
VI	39	39	...	7	7	...
VIII	26	26	...	7	7	...
IX	5	4	1	5	4	1
FAMILY 753 Mechanics-Repairmen (Except Electrical and Precision Instrument Repairmen)						
Total	**743**	**742**	**1**	**264**	**264**	...
III	6	6	...	...	...	...
IV	77	76	1	16	16	...
V	640	640	...	242	242	...
VIII	20	20	...	6	6	...

B-V—Occupational Classification by Sex of Persons at Work other than Cultivation—(Contd.)

Division, Group and Family / Category	Total Workers					
	Total			Urban		
	Persons	Males	Females	Persons	Males	Females
1	2	3	4	5	6	7
PONDICHERRY STATE (Contd.)						
FAMILY 754 Sheet Metal Workers						
Total	**192**	**188**	**4**	**77**	**77**	...
IV	25	25	...	13	13	...
V	163	159	4	64	64	...
VI	4	4	...	...	...	...
GROUP 76 Electrical and Related Electrical and Electronics Workers						
Total	**691**	**676**	**15**	**313**	**302**	**11**
III	1	1	...	1	1	...
IV	4	3	1	2	1	1
V	125	116	9	48	43	5
VI	174	172	2	92	90	2
VII	21	21	...	11	11	...
VIII	12	10	2	11	9	2
IX	354	353	1	148	147	1
FAMILY 760 Electricians, Electrical Repairmen and Related Electrical Workers						
Total	**452**	**442**	**10**	**221**	**215**	**6**
IV	1	1	...	...	...	...
V	102	96	6	32	30	2
VI	135	133	2	87	85	2
VII	16	16	...	7	7	...
VIII	11	9	2	11	9	2
IX	187	187	...	84	84	...
GROUP 77 Carpenters, Joiners, Cabinet Makers, Coopers and Related Workers						
Total	**1,663**	**1,652**	**11**	**388**	**384**	**4**
III	4	4	...	1	1	...
IV	282	279	3	44	42	2
V	1,365	1,357	8	340	338	2
VI	10	10	...	3	3	...
VIII	2	2	...	...	...	...
FAMILY 770 Carpenters, Joiners, Pattern Makers (Wood)						
Total	**1,473**	**1,465**	**8**	**363**	**361**	**2**
III	4	4	...	1	1	...
IV	253	253	...	38	38	...
V	1,205	1,197	8	321	319	2
VI	9	9	...	3	3	...
VIII	2	2	...	...	...	...

B-V—Occupational Classification by Sex of Persons at Work other than Cultivation—(Contd.)

Division, Group and Family		Total Workers					
Category		Total			Urban		
		Persons	Males	Females	Persons	Males	Females
1		2	3	4	5	6	7
		PONDICHERRY STATE (Contd.)					
GROUP	78 Painters and Paper Hangers						
	Total	200	197	3	76	76	...
	IV	4	2	2	...	...	...
	V	24	24	...	7	7	...
	VI	16	16	...	6	6	...
	VII	1	1	...	1	1	...
	VIII	1	1	...	...	...	...
	IX	154	153	1	62	62	...
FAMILY	780 Painters and Paper Hangers						
	Total	200	197	3	76	76	...
	IV	4	2	2	...	...	...
	V	24	24	...	7	7	...
	VI	16	16	...	6	6	...
	VII	1	1	...	1	1	...
	VIII	1	1	...	...	...	...
	IX	154	153	1	62	62	...
GROUP	79 Bricklayers, Plasterers and Construction Workers, n. e. c.						
	Total	1,949	1,897	52	279	266	13
	IV	5	4	1	...	...	...
	V	7	7	...	1	1	...
	VI	1,936	1,885	51	278	265	13
	VII	1	1	...	...	...	...
FAMILY	791 Brick layers, Plasterers, Masons						
	Total	1,642	1,642	...	195	195	...
	VI	1,642	1,642	...	195	195	...
GROUP	80 Compositors, Printers, Engravers, Book-Binders and Related Workers						
	Total	210	204	6	87	83	4
	IV	3	2	1	1	1	...
	V	207	202	5	86	82	4
	81 Potters, Kilnmen, Glass and Related Workers						
	Total	607	442	165	27	19	8
	IV	343	231	112	24	16	8
	V	264	211	53	3	3	...

B-V—Occupational Classification by Sex of Persons at Work other than Cultivation—(Contd.)

Division, Group and Family		Total Workers					
Category		Total			Urban		
		Persons	Males	Females	Persons	Males	Females
1		2	3	4	5	6	7
		PONDICHERRY STATE (Contd.)					
FAMILY 811	**Potters and Related Clay Formers**						
	Total	**557**	**413**	**144**	**20**	**15**	**5**
	IV	333	226	107	19	14	5
	V	224	187	37	1	1	...
GROUP 82	**Millers, Bakers, Brewmasters and Related Food and Beverage Workers**						
	Total	**1,504**	**828**	**676**	**321**	**283**	**38**
	IV	829	178	651	50	28	22
	V	592	579	13	232	224	8
	VII	83	71	12	39	31	8
FAMILY 820	**Millers, Pounders, Huskers and Parchers, Grains and Related Food Workers**						
	Total	**316**	**175**	**141**	**48**	**42**	**6**
	IV	146	12	134	7	3	4
	V	170	163	7	41	39	2
824	**Bakers, Confectioners, Candy and Sweetmeat Makers**						
	Total	**542**	**177**	**365**	**113**	**90**	**23**
	IV	385	31	354	27	13	14
	V	118	116	2	64	62	2
	VII	39	30	9	22	15	7
GROUP 83	**Chemical and Related Process Workers**						
	Total	**77**	**69**	**8**	**15**	**15**	...
	IV	13	5	8	...	...	...
	V	64	64	...	15	15	...
84	**Tobacco Preparers and Products Makers**						
	Total	**319**	**319**	...	**95**	**95**	...
	IV	17	17	...	9	9	...
	V	302	302	...	86	86	...
FAMILY 842	**Cheroot, Cigar and Bidi Makers**						
	Total	**318**	**318**	...	**94**	**94**	...
	IV	17	17	...	9	9	...
	V	301	301	...	85	85	...
GROUP 85	**Craftsmen and Production Process Workers, n. e. c.**						
	Total	**588**	**286**	**302**	**209**	**80**	**129**
	IV	463	188	275	174	54	120
	V	74	60	14	18	14	4
	VII	30	21	9	10	6	4
	IX	21	17	4	7	6	1

B-V—Occupational Classification by Sex of Persons at Work other than Cultivation—(Contd.)

Division, Group and Family Category		Total Workers					
		Total			Urban		
		Persons	Males	Females	Persons	Males	Females
1		2	3	4	5	6	7
		PONDICHERRY STATE (Contd.)					
FAMILY 850	**Basketry Weavers and Related Workers**						
	Total	**349**	**157**	**192**	**89**	**27**	**62**
	IV	311	130	181	82	23	59
	V	38	27	11	7	4	3
GROUP 86	**Testers, Packers, Sorters and Related Workers**						
	Total	**42**	**42**	...	**7**	**7**	...
	IV	5	5	...	...	...	...
	V	28	28	...	...	...	...
	VI	2	2	...	2	2	...
	VII	2	2	...	1	1	...
	VIII	2	2	...	2	2	...
	IX	3	3	...	2	2	...
87	**Stationary Engine and Excavating and Lifting Equipment Operators and Related Workers**						
	Total	**408**	**403**	**5**	**35**	**35**	...
	III	97	97	...	1	1	...
	V	222	217	5	18	18	...
	VI	14	14	...	2	2	...
	VIII	62	62	...	10	10	...
	IX	13	13	...	4	4	...
89	**Labourers, n. e. c.**						
	Total	**10,973**	**7,850**	**3,123**	**2,884**	**2,150**	**734**
	III	246	156	90	80	52	28
	IV	18	7	11	10	6	4
	V	884	803	81	399	370	29
	VI	910	778	132	322	275	47
	VII	219	201	18	30	27	3
	VIII	357	350	7	108	107	1
	IX	8,339	5,555	2,784	1,935	1,313	622
FAMILY 899	**Labourers, n. e. c.**						
	Total	**10,931**	**7,810**	**3,121**	**2,855**	**2,121**	**734**
	III	246	156	90	80	52	28
	IV	18	7	11	10	6	4
	V	882	801	81	398	369	29
	VI	906	774	132	322	275	47
	VII	208	190	18	22	19	3
	VIII	357	350	7	108	107	1
	IX	8,314	5,532	2,782	1,915	1,293	622

B-V—Occupational Classification by Sex of Persons at Work other than Cultivation—(Contd.)

Division, Group and Family		Category	Total Workers					
			Total			Urban		
			Persons	Males	Females	Persons	Males	Females
		1	2	3	4	5	6	7
		PONDICHERRY STATE (Contd.)						
*DIVISION	9	Service, Sport and Recreation Workers						
		Total	8,818	5,769	3,049	3,961	2,271	1,690
		III	124	104	20	16	16	...
		IV	114	23	91	71	20	51
		V	289	231	58	65	54	11
		VI	64	62	2	13	12	1
		VII	95	89	6	50	46	4
		VIII	33	30	3	19	18	1
		IX	8,099	5,230	2,869	3,727	2,105	1,622
GROUP	90	Fire Fighters, Policemen, Guards and Related Workers						
		Total	1,705	1,680	25	748	737	11
		III	101	94	7	9	9	...
		IV	1	...	1	...	...	...
		V	168	167	1	27	27	...
		VI	49	49	...	12	12	...
		VII	17	17	...	7	7	...
		VIII	14	14	...	4	4	...
		IX	1,355	1,339	16	689	678	11
FAMILY	901	Police Constables, Investigators and Related Workers						
		Total	1,030	1,027	3	552	551	1
		IX	1,030	1,027	3	552	551	1
	903	Watchmen and Chowkidars						
		Total	612	591	21	167	157	10
		III	101	94	7	9	9	...
		IV	1	...	1	...	...	...
		V	162	161	1	27	27	...
		VI	49	49	...	12	12	...
		VII	17	17	...	7	7	...
		VIII	14	14	...	4	4	...
		IX	268	256	12	108	98	10
GROUP	91	House Keepers, Cooks, Maids and Related Workers						
		Total	3,389	1,308	2,081	2,215	750	1,465
		III	11	8	3	7	7	...
		IV	112	23	89	71	20	51
		V	31	27	4	23	20	3
		VII	54	51	3	36	34	2
		VIII	17	15	2	13	13	...
		IX	3,164	1,184	1,980	2,065	656	1,409

B-V--Occupational Classification by Sex of Persons at Work other than Cultivation—(Contd.)

Division, Group and Family	Category	Total Workers					
		Total			Urban		
		Persons	Males	Females	Persons	Males	Females
1		2	3	4	5	6	7
		PONDICHERRY STATE (Contd.)					
FAMILY 911	Cooks, Cook-Bearers (Domestic and Institutional)						
	Total	**1,086**	**594**	**492**	**557**	**257**	**300**
	IV	106	21	85	68	19	49
	V	11	10	1	6	6	...
	VII	26	25	1	11	11	...
	VIII	2	2	...	2	2	...
	IX	941	536	405	470	219	251
912	Butlers, Bearers, Waiters, Maids and Other Servants (Domestic)						
	Total	**2,236**	**696**	**1,540**	**1,620**	**480**	**1,140**
	III	11	8	3	7	7	...
	IV	6	2	4	3	1	2
	V	18	15	3	15	12	3
	VII	28	26	2	25	23	2
	VIII	15	13	2	11	11	...
	IX	2,158	632	1,526	1,559	426	1,133
GROUP 92	Waiters, Bartenders and Related Workers						
	Total	**524**	**487**	**37**	**317**	**301**	**16**
	V	19	19	...	3	3	...
	VI	1	1	...	...	...	...
	VII	19	19	...	5	5	...
	VIII	1	...	1	1	...	1
	IX	484	448	36	308	293	15
FAMILY 920	Waiters, Bartenders and Related Workers (Institutional)						
	Total	**524**	**487**	**37**	**317**	**301**	**16**
	V	19	19	...	3	3	...
	VI	1	1	...	...	...	...
	VII	19	19	...	5	5	...
	VIII	1	...	1	1	...	1
	IX	484	448	36	308	293	15
GROUP 93	Building Care-takers, Cleaners and Related Workers						
	Total	**824**	**485**	**339**	**177**	**82**	**95**
	III	12	2	10	...	...	...
	IV	1	...	1	...	...	...
	V	69	16	53	10	2	8
	VI	14	12	2	1	...	1
	VII	5	2	3	2	...	2
	VIII	1	1	...	1	1	...
	IX	722	452	270	163	79	84

B-V—Occupational Classification by Sex of Persons at Work other than Cultivation—(Contd.)

Division, Group and Family / Category			Total Workers					
			Total			Urban		
			Persons	Males	Females	Persons	Males	Females
1			2	3	4	5	6	7
		PONDICHERRY STATE (Contd.)						
FAMILY	931	Cleaners, Sweepers and Watermen						
		Total	**796**	**458**	**338**	**172**	**77**	**95**
		III	12	2	10	...	...	...
		IV	1	...	1	...	...	...
		V	69	16	53	10	2	8
		VI	3	1	2	1	...	1
		VII	5	2	3	2	...	2
		VIII	1	1	...	1	1	...
		IX	705	436	269	158	74	84
GROUP	94	Barbers, Hairdressers, Beauticians and Related Workers						
		Total	**691**	**689**	**2**	**174**	**174**	...
		IX	691	689	2	174	174	...
FAMILY	940	Barbers, Hairdressers, Beauticians and Related Workers						
		Total	**691**	**689**	**2**	**174**	**174**	...
		IX	691	689	2	174	174	...
GROUP	95	Launderers, Dry Cleaners and Pressers						
		Total	**1,592**	**1,035**	**557**	**267**	**171**	**96**
		IX	1,592	1,035	557	267	171	96
FAMILY	950	Laundrymen, Washermen and Dhobies						
		Total	**1,527**	**970**	**557**	**248**	**152**	**96**
		IX	1,527	970	557	248	152	96
GROUP	96	Athletes, Sportsmen and Related Workers						
		Total	**6**	**6**	...	**5**	**5**	...
		IX	6	6	...	5	5	...
	97	Photographers and Related Camera Operators						
		Total	**33**	**30**	**3**	**29**	**26**	**3**
		V	2	2	...	2	2	...
		IX	31	28	3	27	24	3
	99	Service, Sports and Recreation Workers, n.e.c.						
		Total	**54**	**49**	**5**	**29**	**25**	**4**
		IX	54	49	5	29	25	4

B-V—Occupational Classification by Sex of Persons at Work other than Cultivation—(Contd.)

Division, Group and Family Category		Total Workers					
		Total			Urban		
		Persons	Males	Females	Persons	Males	Females
1		2	3	4	5	6	7
		PONDICHERRY STATE (Concld.)					
DIVISION X	Workers not Classifiable by Occupation						
	Total	**244**	**217**	**27**	**8**	**8**	...
	III	8	7	1	...	...	...
	IV	17	8	9	...	...	...
	V	22	22	...	...	...	...
	VI	107	98	9	...	...	...
	VII	14	12	2	3	3	...
	VIII	3	3	...	...	...	...
	IX	73	67	6	5	5	...
GROUP X8	Workers Reporting Occupation Unidentifiable or unclassifiable						
	Total	**232**	**205**	**27**	**1**	**1**	...
	III	8	7	1	...	...	...
	IV	17	8	9	...	...	...
	V	22	22	...	...	...	...
	VI	104	95	9	...	...	...
	VII	11	9	2	...	...	...
	VIII	3	3	...	...	...	...
	IX	67	61	6	1	1	...
FAMILY X80	Workers, Reporting Occupation Unidentifiable or Unclassifiable						
	Total	**232**	**205**	**27**	**1**	**1**	...
	III	8	7	1	...	...	...
	IV	17	8	9	...	...	...
	V	22	22	...	...	...	...
	VI	104	95	9	...	...	...
	VII	11	9	2	...	...	...
	VIII	3	3	...	...	...	...
	IX	67	61	6	1	1	...
GROUP X9	Workers not Reporting Occupation						
	Total	**12**	**12**	...	**7**	**7**	...
	VI	3	3	...	...	...	...
	VII	3	3	...	3	3	...
	IX	6	6	...	4	4	...
FAMILY X90	Workers not Reporting Occupation						
	Total	**12**	**12**	...	**7**	**7**	...
	VI	3	3	...	...	...	...
	VII	3	3	...	3	3	...
	IX	6	6	...	4	4	...

B-V—Occupational Classification by Sex of Persons at Work other than Cultivation—(Contd.)

Division, Group and Family	Category	Total Workers					
		Total			Urban		
		Persons	Males	Females	Persons	Males	Females
1		2	3	4	5	6	7
		PONDICHERRY AREA					
ALL DIVISIONS							
	Total	**55,536**	**44,124**	**11,412**	**15,147**	**12,240**	**2,907**
	III	5,063	4,777	286	218	203	15
	IV	5,881	3,402	2,479	1,616	806	810
	V	14,626	12,705	1,921	3,010	2,797	213
	VI	2,813	2,655	158	619	576	43
	VII	8,326	6,225	2,101	2,890	2,643	247
	VIII	2,458	2,446	12	1,020	1,015	5
	IX	16,369	11,914	4,455	5,774	4,200	1,574
***DIVISION 0**	**Professional, Technical and Related Workers**						
	Total	**2,640**	**2,000**	**640**	**1,427**	**999**	**428**
	III	12	12	...	6	6	...
	IV	4	3	1	3	2	1
	V	132	130	2	67	66	1
	VI	68	68	...	44	44	...
	VII	5	5	...	4	4	...
	VIII	9	9	...	9	9	...
	IX	2,410	1,773	637	1,294	868	426
GROUP 00	**Architects, Engineers and Surveyors**						
	Total	**172**	**170**	**2**	**86**	**84**	**2**
	III	3	3	...	1	1	...
	V	74	74	...	29	29	...
	VI	53	53	...	30	30	...
	VIII	2	2	...	2	2	...
	IX	40	38	2	24	22	2
FAMILY 001	**Civil Engineers (including overseers)**						
	Total	**68**	**68**	...	**33**	**33**	...
	III	2	2	...	...	...	...
	V	2	2	...	1	1	...
	VI	48	48	...	26	26	...
	VIII	1	1	...	1	1	...
	IX	15	15	...	5	5	...
009	**Architects, Engineers and Surveyors, n.e.c.**						
	Total	**63**	**62**	**1**	**27**	**26**	**1**
	V	56	56	...	20	20	...
	VI	2	2	...	2	2	...
	IX	5	4	1	5	4	1

B-V—Occupational Classification by Sex of Persons at Work other than Cultivation—(Contd.)

Division, Group and Family		Total Workers					
Category		Total			Urban		
		Persons	Males	Females	Persons	Males	Females
1		2	3	4	5	6	7
		PONDICHERRY AREA (Contd.)					
GROUP 02	**Biologists, Veterinarians, Agronomists and Related Scientists**						
	Total	**23**	**22**	**1**	**12**	**11**	**1**
	III	9	9	...	5	5	...
	IX	14	13	1	7	6	1
03	**Physicians, Surgeons and Dentists**						
	Total	**198**	**177**	**21**	**120**	**111**	**9**
	IX	198	177	21	120	111	9
FAMILY 030	*Physicians, and Surgeons, Allopathic*						
	Total	**104**	**92**	**12**	**82**	**75**	**7**
	IX	104	92	12	82	75	7
031	**Physicians, Ayurvedic**						
	Total	**59**	**52**	**7**	**9**	**9**	...
	IX	59	52	7	9	9	...
GROUP 04	**Nurses, Pharmacists and Other Medical and Health Technicians**						
	Total	**402**	**201**	**201**	**192**	**97**	**95**
	V	22	20	2	11	10	1
	VII	1	1	...	...	...	...
	VIII	6	6	...	6	6	...
	IX	373	174	199	175	81	94
FAMILY 040	**Nurses**						
	Total	**100**	**3**	**97**	**68**	**2**	**66**
	IX	100	3	97	68	2	66
041	**Midwives and Health Visitors**						
	Total	**85**	...	**85**	**27**	...	**27**
	IX	85	...	85	27	...	27
042	**Nursing Attendants and Related Workers**						
	Total	**180**	**164**	**16**	**79**	**79**	...
	VIII	5	5	...	5	5	...
	IX	175	159	16	74	74	...
GROUP 05	**Teachers**						
	Total	**1,128**	**748**	**380**	**672**	**380**	**292**
	IX	1,128	748	380	672	380	292

B-V—Occupational Classification by Sex of Persons at Work other than Cultivation—(Contd.)

Division, Group and Family / Category		Total Workers					
		Total			Urban		
		Persons	Males	Females	Persons	Males	Females
1		2	3	4	5	6	7
		PONDICHERRY AREA (Contd.)					
FAMILY 050	Teachers, University						
	Total	**74**	**58**	**16**	**74**	**58**	**16**
	IX	74	58	16	74	58	16
052	Teachers, Middle and Primary Schools						
	Total	**962**	**612**	**350**	**534**	**267**	**267**
	IX	962	612	350	534	267	267
059	Teachers, n. e. c.						
	Total	**69**	**58**	**11**	**52**	**45**	**7**
	IX	69	58	11	52	45	7
GROUP 06	Jurists						
	Total	**39**	**39**	...	**35**	**35**	...
	IX	39	39	...	35	35	...
07	Social Scientists and Related Workers						
	Total	**65**	**51**	**14**	**53**	**43**	**10**
	V	5	5	...	4	4	...
	VI	4	4	...	4	4	...
	VII	3	3	...	3	3	...
	IX	53	39	14	42	32	10
FAMILY 071	Accountants and Auditors						
	Total	**28**	**27**	**1**	**27**	**26**	**1**
	V	3	3	...	3	3	...
	VI	4	4	...	4	4	...
	VII	3	3	...	3	3	...
	IX	18	17	1	17	16	1
GROUP 08	Artists, Writers and Related Workers						
	Total	**183**	**178**	**5**	**103**	**98**	**5**
	IV	4	3	1	3	2	1
	V	9	9	...	9	9	...
	VI	4	4	...	4	4	...
	VIII	1	1	...	1	1	...
	IX	165	161	4	86	82	4
FAMILY 082	Translators, Interpreters and Language Specialists						
	Total	**30**	**29**	**1**	**24**	**23**	**1**
	IX	30	29	1	24	23	1

B–V—Occupational Classification by Sex of Persons at Work other than Cultivation—(Contd.)

Division, Group and Family		Category	Total Workers					
			Total			Urban		
			Persons	Males	Females	Persons	Males	Females
		1	2	3	4	5	6	7
		PONDICHERRY AREA (Contd.)						
FAMILY	083	Painters, Decorators and Commercial Artists						
		Total	**49**	**48**	**1**	**40**	**39**	**1**
		IV	4	3	1	3	2	1
		V	7	7	...	7	7	...
		VI	4	4	...	4	4	...
		IX	34	34	...	26	26	...
	086	Musicians and Related Workers						
		Total	**72**	**71**	**1**	**18**	**17**	**1**
		IX	72	71	1	18	17	1
GROUP	09	Draughtsmen and Science and Engineering Technicians, n.e.c.						
		Total	**40**	**39**	**1**	**30**	**29**	**1**
		V	5	5	...	2	2	...
		VI	7	7	...	6	6	...
		IX	28	27	1	22	21	1
	0X	Other Professional, Technical and Related Workers						
		Total	**390**	**375**	**15**	**124**	**111**	**13**
		V	17	17	...	12	12	...
		VII	1	1	...	1	1	...
		IX	372	357	15	111	98	13
FAMILY	0X0	Ordained Religious Workers						
		Total	**268**	**258**	**10**	**85**	**77**	**8**
		IX	268	258	10	85	77	8
	0X2	Astrologers, Palmists and Related Workers						
		Total	**82**	**82**	...	**13**	**13**	...
		IX	82	82	...	13	13	...
*DIVISION	1	Administrative, Executive and Managerial Workers						
		Total	**726**	**694**	**32**	**457**	**436**	**21**
		III	1	1	...	1	1	...
		IV	8	8	...	...	...	...
		V	112	109	3	91	89	2
		VI	52	52	...	25	25	...
		VII	31	30	1	23	23	...
		VIII	40	40	...	34	34	...
		IX	482	454	28	283	264	19

B-V—Occupational Classification by Sex of Persons at Work other than Cultivation—(Contd.)

Division, Group and Family		Category	Total Workers					
			Total			Urban		
			Persons	Males	Females	Persons	Males	Females
		1	2	3	4	5	6	7
		PONDICHERRY AREA (Contd.)						
GROUP	10	**Administrators and Executive Officials, Government**						
		Total	**246**	**238**	**8**	**157**	**152**	**5**
		IX	246	238	8	157	152	5
FAMILY	100	**Administrators and Executive Officials, Central Government**						
		Total	**24**	**24**	...	**16**	**16**	...
		IX	24	24	...	16	16	...
	101	**Administrators and Executive Officials, State Government**						
		Total	**180**	**175**	**5**	**131**	**127**	**4**
		IX	180	175	5	131	127	4
	102	**Administrators and Executive Officials, Local Bodies**						
		Total	**11**	**11**	...	**4**	**4**	...
		IX	11	11	...	4	4	...
	104	**Village Officials**						
		Total	**28**	**25**	**3**	**5**	**4**	**1**
		IX	28	25	3	5	4	1
GROUP	11	**Directors and Managers, Wholesale and Retail Trade**						
		Total	**20**	**19**	**1**	**12**	**12**	...
		VII	20	19	1	12	12	...
FAMILY	110	**Directors and Managers, Wholesale Trade**						
		Total	**8**	**8**	...	**4**	**4**	...
		VII	8	8	...	4	4	...
	111	**Directors and Managers, Retail Trade**						
		Total	**12**	**11**	**1**	**8**	**8**	...
		VII	12	11	1	8	8	...
GROUP	12	**Directors, Managers and Working Proprietors, Financial Institutions**						
		Total	**11**	**11**	...	**11**	**11**	...
		VII	11	11	...	11	11	...
FAMILY	120	**Direetors, Managers and Working Proprietors, Banks**						
		Total	**9**	**9**	...	**9**	**9**	...
		VII	9	9	...	9	9	...

B–V—Occupational Classification by Sex of Persons at Work other than Cultivation—(Contd.)

Division, Group and Family	Category	Total Workers					
		Total			Urban		
		Persons	Males	Females	Persons	Males	Females
1		2	3	4	5	6	7
		PONDICHERRY AREA (Contd.)					
GROUP 13	**Directors, Managers and Working Proprietors, Others**						
	Total	**449**	**426**	**23**	**277**	**261**	**16**
	III	1	1	...	1	1	...
	IV	8	8	...	...	...	...
	V	112	109	3	91	89	2
	VI	52	52	...	25	25	...
	VIII	40	40	...	34	34	...
	IX	236	216	20	126	112	14
FAMILY 131	**Directors, Managers and Working Proprietors, Construction**						
	Total	**51**	**51**	...	**24**	**24**	...
	VI	51	51	...	24	24	...
133	**Directors, Managers and Working Proprietors,, Manufacturing**						
	Total	**116**	**113**	**3**	**88**	**86**	**2**
	IV	8	8	...	...	...	...
	V	108	105	3	88	86	2
134	**Directors, Managers and Working Proprietors, Transport and Communications**						
	Total	**40**	**40**	...	**34**	**34**	...
	VIII	40	40	...	34	34	...
135	**Directors, Managers and Working Proprietors, Recreation, Entertainment and Catering Services**						
	Total	**192**	**187**	**5**	**92**	**91**	**1**
	IX	192	187	5	92	91	1
136	**Directors, Managers and Working Proprietors, Other Services**						
	Total	**28**	**21**	**7**	**19**	**14**	**5**
	IX	28	21	7	19	14	5
139	**Directors, Managers and Working Porprietors, n. e. c.**						
	Total	**21**	**13**	**8**	**19**	**11**	**8**
	III	1	1	...	1	1	...
	V	4	4	...	3	3	...
	VI	1	1	...	1	1	...
	IX	15	7	8	14	6	8

B-V—Occupational Classification by Sex of Persons at Work other than Cultivation—(Contd.)

Division, Group and Family / Category	Total Workers					
	Total			Urban		
	Persons	Males	Females	Persons	Males	Females
1	2	3	4	5	6	7
PONDICHERRY AREA (Contd.)						
***DIVISION 2 Clerical and Related Workers**						
Total	**4,037**	**3,948**	**89**	**2,325**	**2,249**	**76**
III	61	60	1	30	30	...
IV	9	9	...	3	3	...
V	577	570	7	277	270	7
VI	157	157	...	100	100	...
VII	1,008	1,008	...	586	586	...
VIII	121	120	1	90	89	1
IX	2,104	2,024	80	1,239	1,171	68
GROUP 20 Book-keepers and Cashiers						
Total	**454**	**439**	**15**	**277**	**262**	**15**
III	5	5	...	2	2	...
IV	6	6	...	3	3	...
V	65	65	...	39	39	...
VI	10	10	...	7	7	...
VII	184	184	...	111	111	...
VIII	16	16	...	10	10	...
IX	168	153	15	105	90	15
FAMILY 200 Book-keepers, Book-keeping and Accounts Clerks						
Total	**369**	**368**	**1**	**220**	**219**	**1**
III	4	4	...	1	1	...
IV	6	6	...	3	3	...
V	61	61	...	37	37	...
VI	5	5	...	3	3	...
VII	165	165	...	95	95	...
VIII	11	11	...	7	7	...
IX	117	116	1	74	73	1
201 Cashiers						
Total	**53**	**52**	**1**	**42**	**41**	**1**
III	1	1	...	1	1	...
V	4	4	...	2	2	...
VI	5	5	...	4	4	...
VII	19	19	...	16	16	...
VIII	4	4	...	3	3	...
IX	20	19	1	16	15	1

B-V—Occupational Classification by Sex of Persons at Work other than Cultivation—(Contd.)

Division, Group and Family / Category	Total Workers					
	Total			Urban		
	Persons	Males	Females	Persons	Males	Females
1	2	3	4	5	6	7
PONDICHERRY AREA (Contd.)						
GROUP 21 Stenographers and Typists						
Total	**216**	**185**	**31**	**167**	**138**	**29**
III	8	7	1	5	5	...
V	24	20	4	18	14	4
VI	11	11	...	8	8	...
VII	34	34	...	25	25	...
VIII	1	1	...	1	1	...
IX	138	112	26	110	85	25
FAMILY 211 Typists						
Total	**184**	**160**	**24**	**139**	**117**	**22**
III	8	7	1	5	5	...
V	20	18	2	15	13	2
VI	11	11	...	8	8	...
VII	33	33	...	24	24	...
IX	112	91	21	87	67	20
GROUP 22 Office Machine Operators						
Total	**6**	**6**	...	**5**	**5**	...
V	3	3	...	2	2	...
VI	2	2	...	2	2	...
IX	1	1	...	1	1	...
28 Clerical Workers—Miscellaneous						
Total	**2,741**	**2,715**	**26**	**1,633**	**1,608**	**25**
III	36	36	...	17	17	...
IV	3	3	...	...	...	...
V	437	434	3	211	208	3
VI	112	112	...	76	76	...
VII	758	758	...	432	432	...
VIII	94	93	1	77	76	1
IX	1,301	1,279	22	820	799	21
FAMILY 280 General and Other Ministerial Assistants and Clerks						
Total	**2,584**	**2,561**	**23**	**1,566**	**1,543**	**23**
III	36	36	...	17	17	...
IV	3	3	...	...	...	...
V	410	408	2	203	201	2
VI	105	105	...	71	71	...
VII	750	750	...	428	428	...
VIII	92	91	1	75	74	1
IX	1,188	1,168	20	772	752	20

B-V—Occupational Classification by Sex of Persons at Work other than Cultivation—(Contd.)

Division, Group and Family / Category	Total Workers					
	Total			Urban		
	Persons	Males	Females	Persons	Males	Females
1	2	3	4	5	6	7
PONDICHERRY AREA (Contd.)						
FAMILY 289 Miscellaneous Office Workers including Record keepers, Muharrers, Despatchers, Packers and Binders of Office papers						
Total	**157**	**154**	**3**	**67**	**65**	**2**
V	27	26	1	8	7	1
VI	7	7	...	5	5	...
VII	8	8	...	4	4	...
VIII	2	2	...	2	2	...
IX	113	111	2	48	47	1
GROUP 29 Unskilled Office Workers						
Total	**620**	**603**	**17**	**243**	**236**	**7**
III	12	12	...	6	6	...
V	48	48	...	7	7	...
VI	22	22	...	7	7	...
VII	32	32	...	18	18	...
VIII	10	10	...	2	2	...
IX	496	479	17	203	196	7
FAMILY 290 Office attendants, Ushers, Hallporters, etc. n.e.c.						
Total	**620**	**603**	**17**	**243**	**236**	**7**
III	12	12	...	6	6	...
V	48	48	...	7	7	...
VI	22	22	...	7	7	...
VII	32	32	...	18	18	...
VIII	10	10	...	2	2	...
IX	496	479	17	203	196	7
***DIVISION 3 Sales Workers**						
Total	**7,160**	**5,044**	**2,116**	**2,308**	**2,071**	**237**
IV	49	20	29	8	7	1
V	132	128	4	112	110	2
VII	6,949	4,873	2,076	2,174	1,940	234
IX	30	23	7	14	14	...
GROUP 30 Working Proprietors, Wholesale and Retail Trade						
Total	**4,840**	**3,647**	**1,193**	**1,856**	**1,631**	**225**
VII	4,840	3,647	1,193	1,856	1,631	225
FAMILY 300 Working Proprietors, Wholesale Trade						
Total	**135**	**125**	**10**	**122**	**113**	**9**
VII	135	125	10	122	113	9

B–V—Occupational Classification by Sex of Persons at Work other than Cultivation—(Contd.)

Division, Group and Family / Category			Total Workers					
			Total			Urban		
			Persons	Males	Females	Persons	Males	Females
1			2	3	4	5	6	7
		PONDICHERRY AREA (Contd.)						
FAMILY	301	Working Proprietors, Retail Trade						
		Total	**4,705**	**3,522**	**1,183**	**1,734**	**1,518**	**216**
		VII	4,705	3,522	1,183	1,734	1,518	216
GROUP	31	Insurance and Real Estate Salesmen, Salesmen of Securities and Services and Auctioneers						
		Total	**175**	**173**	**2**	**75**	**73**	**2**
		VII	175	173	2	75	73	2
FAMILY	312	Brokers and Agents, Securities and Shares						
		Total	**86**	**86**	...	**30**	**30**	...
		VII	86	86	...	30	30	...
GROUP	32	Commercial Travellers and Manufacturers' Agents						
		Total	**753**	**301**	**452**	**134**	**129**	**5**
		V	103	101	2	101	99	2
		VII	650	200	450	33	30	3
FAMILY	320	Commercial Travellers						
		Total	**649**	**199**	**450**	**31**	**28**	**3**
		V	1	1	...	...	...	...
		VII	648	198	450	31	28	3
	321	Manufacturers' Agents						
		Total	**102**	**100**	**2**	**101**	**99**	**2**
		V	102	100	2	101	99	2
GROUP	33	Salesmen, Shop Assistants and Related Workers						
		Total	**1,382**	**914**	**468**	**240**	**235**	**5**
		IV	**49**	20	29	8	7	1
		V	29	27	2	11	11	...
		VII	1,274	844	430	207	203	4
		IX	30	23	7	14	14	...
FAMILY	330	Salesmen and Shop-Assistants, Wholesale and Retail Trade						
		Total	**1,279**	**829**	**450**	**179**	**175**	**4**
		IV	48	19	29	8	7	1
		V	28	26	2	10	10	...
		VII	1,173	761	412	147	144	3
		IX	30	23	7	14	14	...

B-V—Occupational Classification by Sex of Persons at Work other than Cultivation—(Contd.)

Division, Group and Family Category			Total Workers					
			Total			Urban		
			Persons	Males	Females	Persons	Males	Females
1			2	3	4	5	6	7
		PONDICHERRY AREA (Contd.)						
FAMILY	331	Hawkers, Pedlars, and Street Vendors						
		Total	**99**	**81**	**18**	**59**	**58**	**1**
		VII	99	81	18	59	58	1
GROUP	34	Money-lenders and Pawn-Brokers						
		Total	**10**	**9**	**1**	**3**	**3**	...
		VII	10	9	1	3	3	...
*DIVISION	4	Farmers, Fishermen, Hunters, Loggers and Related Workers						
		Total	**5,952**	**5,599**	**353**	**293**	**268**	**25**
		III	4,603	4,379	224	146	131	15
		IV	359	242	117	13	11	2
		V	926	922	4	87	86	1
		VII	18	15	3	17	14	3
		VIII	1	1	...	1	1	...
		IX	45	40	5	29	25	4
GROUP	40	Farmers and Farm Managers						
		Total	**58**	**56**	**2**	**9**	**9**	...
		III	55	55	...	9	9	...
		IV	2	...	2	...	...	...
		V	1	1	...	...	...	...
	41	Farm Workers						
		Total	**3,060**	**2,778**	**282**	**265**	**241**	**24**
		III	1,761	1,566	195	119	105	14
		IV	311	236	75	13	11	2
		V	924	920	4	86	85	1
		VII	18	15	3	17	14	3
		VIII	1	1	...	1	1	...
		IX	45	40	5	29	25	4
FAMILY	411	Farm Workers, Animals, Birds and Insects rearing						
		Total	**1,493**	**1,279**	**214**	**66**	**59**	**7**
		III	1,194	1,048	146	57	52	5
		IV	294	226	68	9	7	2
		V	5	5	...	...	...	...

B–V—Occupational Classification by Sex of Persons at Work other than Cultivation—(Contd.)

Division, Group and Family		Category	Total Workers					
			Total			Urban		
			Persons	Males	Females	Persons	Males	Females
		1	2	3	4	5	6	7
		PONDICHERRY AREA (Contd.)						
GROUP	412	**Gardners (malis)**						
		Total	**351**	**321**	**30**	**100**	**88**	**12**
		III	277	255	22	51	46	5
		V	10	10	...	2	2	...
		VII	18	15	3	17	14	3
		VIII	1	1	...	1	1	...
		IX	45	40	5	29	25	4
FAMILY	413	**Tappers (Palm, Rubber trees, etc.)**						
		Total	**1,020**	**1,011**	**9**	**94**	**93**	**1**
		III	110	109	1	6	6	...
		IV	15	8	7	4	4	...
		V	895	894	1	84	83	1
	415	**Plantation Labourers**						
		Total	**162**	**158**	**4**	**1**	**1**	...
		III	149	148	1	1	1	...
		V	13	10	3	...	...	...
GROUP	42	**Hunters and Related Workers**						
		Total	**13**	**13**	...	**4**	**4**	...
		III	13	13	...	4	4	...
	43	**Fishermen and Related Workers**						
		Total	**2,764**	**2,699**	**65**	**9**	**8**	**1**
		III	2,719	2,694	25	9	8	1
		IV	45	5	40	...	...	...
FAMILY	430	**Fishermen, Deep sea**						
		Total	**2,504**	**2,496**	**8**	**2**	**2**	...
		III	2,504	2,496	8	2	2	...
	431	**Fishermen, Inland and Coastal Waters**						
		Total	**196**	**195**	**1**	**6**	**5**	**1**
		III	196	195	1	6	5	1
	439	**Fishermen and Related Workers, n.e.c.**						
		Total	**63**	**8**	**55**	**1**	**1**	...
		III	18	3	15	1	1	...
		IV	45	5	40	...	...	...

B-V—Occupational Classification by Sex of Persons at Work other than Cultivation—(Contd.)

Division, Group and Family		Category	Total Workers					
			Total			Urban		
			Persons	Males	Females	Persons	Males	Females
		1	2	3	4	5	6	7
		PONDICHERRY AREA (Contd.)						
GROUP	44	Loggers and Other Forestry Workers						
		Total	**57**	**53**	**4**	**6**	**6**	...
		III	55	51	4	5	5	...
		IV	1	1	...	...	...	...
		V	1	1	...	1	1	...
DIVISION	5	Miners, Quarrymen and Related Workers						
		Total	**12**	**12**	...	**5**	**5**	...
		III	2	2	...	2	2	...
		VI	10	10	...	3	3	...
GROUP	50	Miners and Quarrymen						
		Total	**1**	**1**	...	**1**	**1**	...
		III	1	1	...	1	1	...
FAMILY	509	Miners and Quarrymen, n.e.c.						
		Total	**1**	**1**	...	**1**	**1**	...
		III	1	1	...	1	1	...
GROUP	51	Well Drillers and Related Workers						
		Total	**11**	**11**	...	**4**	**4**	...
		III	1	1	...	1	1	...
		VI	10	10	...	3	3	...
FAMILY	510	Well Drillers, Petroleum and Gas						
		Total	**1**	**1**	...	**1**	**1**	...
		III	1	1	...	1	1	...
	511	Well Drillers, other than Petroleum and Gas						
		Total	**10**	**10**	...	**3**	**3**	...
		VI	10	10	...	3	3	...
*DIVISION	6	Workers in Transport and Communication Occupations						
		Total	**2,062**	**2,055**	**7**	**852**	**848**	**4**
		III	9	9	...	1	1	...
		V	39	36	3	6	4	2
		VI	9	9	...	6	6	...
		VII	15	14	1	5	4	1
		VIII	1,941	1,939	2	809	808	1
		IX	49	48	1	25	25	...

B-V—Occupational Classification by Sex of Persons at Work other than Cultivation—(Contd.)

Division, Group and Family		Category	Total Workers					
			Total			Urban		
			Persons	Males	Females	Persons	Males	Females
		1	2	3	4	5	6	7
		PODDICHERRY AREA (Contd.)						
GROUP	60	Deck Officers, Engineer Officers and Pilots, Ship						
		Total	5	5	...	1	1	...
		VIII	5	5	...	1	1	...
	61	Deck and Engine Room Ratings (Ship), Barge Crews and Boatmen						
		Total	100	100	...	1	1	...
		VIII	100	100	...	1	1	...
FAMILY	610	Deck Ratings (Ship) Barge Crews and Boatmen						
		Total	98	98	...	...	...	...
		VIII	98	98	...	...	...	...
GROUP	63	Drivers and Firemen, Railway Engine						
		Total	9	9	...	4	4	...
		VIII	9	9	...	4	4	...
	64	Drivers, Road Transport						
		Total	1,730	1,727	3	762	760	2
		III	9	9	...	1	1	...
		V	36	36	...	4	4	...
		VI	9	9	...	6	6	...
		VII	14	13	1	4	3	1
		VIII	1,620	1,618	2	724	723	1
		IX	42	42	...	23	23	...
FAMILY	641	Motor Vehicle and Motor Cycle Drivers						
		Total	455	454	1	193	192	1
		III	7	7	...	1	1	...
		V	22	22	...	3	3	...
		VI	9	9	...	6	6	...
		VII	8	7	1	4	3	1
		VIII	367	367	...	156	156	...
		IX	42	42	...	23	23	...
	642	Cycle Rickshaw Drivers and Rickshaw Pullers						
		Total	973	973	...	539	539	...
		V	3	3	...	...	...	...
		VII	1	1	...	...	...	...
		VIII	969	969	...	539	539	...

B-V—Occupational Classification by Sex of Persons at Work other than Cultivation—(Contd.)

Division, Group and Family		Category	Total Workers					
			Total			Urban		
			Persons	Males	Females	Persons	Males	Females
		1	2	3	4	5	6	7
		PONDICHERRY AREA (Contd.)						
FAMILY	643	Animal Drawn Vehicle Drivers						
		Total	272	271	1	18	18	...
		III	2	2	...	...	...	...
		V	11	11	...	1	1	...
		VII	4	4	...	...	...	...
		VIII	255	254	1	17	17	...
	649	Drivers, Road Transport, n.e.c. (Including Palki and Doli Bearers)						
		Total	28	27	1	11	10	1
		VII	1	1	...	...	...	...
		VIII	27	26	1	11	10	1
GROUP	65	Conductors, Guards and Brakesmen (Railway)						
		Total	6	6	...	4	4	...
		VIII	6	6	...	4	4	...
	66	Inspectors, Supervisors, Traffic Controllers and Despatchers, Transport						
		Total	12	12	...	3	3	...
		VIII	12	12	...	3	3	...
	67	Telephone, Telegraph and Related Tele communication Operators						
		Total	27	24	3	17	15	2
		V	3	...	3	2	...	2
		VIII	18	18	...	13	13	...
		IX	6	6	...	2	2	...
FAMILY	670	Telephone Operators						
		Total	22	19	3	15	13	2
		V	3	...	3	2	...	2
		VIII	17	17	...	12	12	...
		IX	2	2	...	1	1	...
GROUP	68	Postmen and Messengers						
		Total	70	69	1	27	27	...
		VII	1	1	...	1	1	...
		VIII	68	68	...	26	26	...
		IX	1	...	1	...	...	...
FAMILY	680	Postmen						
		Total	55	55	...	22	22	...
		VIII	55	55	...	22	22	...

B-V—Occupational Classification by Sex of Persons at Work other than Cultivation—(Contd.)

Division, Group and Family		Total Workers					
Category		Total			Urban		
		Persons	Males	Females	Persons	Males	Females
1		2	3	4	5	6	7
		PONDICHERRY AREA (Contd.)					
GROUP 69	Workers in Transport and Communication Occupations, n. e. c.						
	Total	103	103	...	33	33	...
	VIII	103	103	...	33	33	...
FAMILY 691	Conductors, Road Transport						
	Total	54	54	...	15	15	...
	VIII	54	54	...	15	15	...
693	Inspectors, Traffic Controllers and Despatchers, Communication						
	Total	39	39	...	15	15	...
	VIII	39	39	...	15	15	...
*DIVISION 7-8	Craftsmen, Production Process Workers and Labourers, Not Elsewhere Classified						
	Total	26,343	20,336	6,007	4,948	3,880	1,068
	III	263	221	42	22	22	...
	IV	5,351	3,098	2,253	1,524	764	760
	V	12,430	10,589	1,841	2,324	2,136	188
	VI	2,374	2,217	157	432	389	43
	VII	258	242	16	53	47	6
	VIII	322	316	6	65	63	2
	IX	5,345	3,653	1,692	528	459	69
GROUP 70	Spinners, Weavers, Knitters, Dyers and Related Workers						
	Total	10,249	7,265	2,984	1,888	1,130	758
	IV	3,307	1,939	1,368	1,244	588	656
	V	6,942	5,326	1,616	644	542	102
FAMILY 701	Blow-room Workers and Carders						
	Total	303	195	108	6	6	...
	IV	2	2	...	1	1	...
	V	301	193	108	5	5	...
702	Spinners, Piecers and Winders						
	Total	4,016	2,014	2,002	303	146	157
	IV	723	38	685	124	5	119
	V	3,293	1,976	1,317	179	141	38
703	Warpers and Sizers						
	Total	140	133	7	35	34	1
	IV	5	3	2	...	...	...
	V	135	130	5	35	34	1

B-V—Occupational Classification by Sex of Persons at Work other than Cultivation—(Contd.)

Division, Group and Family		Category	Total Workers					
			Total			Urban		
			Persons	Males	Females	Persons	Males	Females
		1	2	3	4	5	6	7
		PONDICHERRY AREA (Contd.)						
FAMILY	704	Drawers and Weavers						
		Total	5,126	4,368	758	1,487	892	595
		IV	2,503	1,872	631	1,114	581	533
		V	2,623	2,496	127	373	311	62
	709	Spinners, Weavers, Knitters, Dyers and Related Workers, n. e. c.						
		Total	332	312	20	20	19	1
		IV	4	...	4	...	...	...
		V	328	312	16	20	19	1
GROUP	71	Tailors, Cutters, Furriers and Related Workers						
		Total	1,011	867	144	376	292	84
		IV	164	88	76	56	20	36
		V	845	777	68	318	270	48
		VII	2	2	...	2	2	...
FAMILY	710	Tailors, Dress makers and Garment makers						
		Total	912	817	95	345	273	72
		IV	134	86	48	55	20	35
		V	777	730	47	289	252	37
		VII	1	1	...	1	1	...
GROUP	72	Leather Cutters, Lasters and Sewers (Except gloves and garments and related workers)						
		Total	167	163	4	10	9	1
		IV	30	29	1	1	1	...
		V	122	119	3	9	8	1
		VII	15	15	...	...	...	...
FAMILY	720	Shoe makers and Shoe repairers						
		Total	159	157	2	9	8	1
		IV	29	28	1	...	...	...
		V	115	114	1	9	8	1
		VII	15	15	...	...	...	...
GROUP	73	Furnacemen, Rollers, Drawers, Moulders and Related Metal making and treating workers						
		Total	348	343	5	100	99	1
		III	16	16	...	3	3	...
		IV	116	113	3	8	8	...
		V	210	208	2	85	84	1
		VI	5	5	...	3	3	...
		VIII	1	1	...	1	1	...

B-V—Occupational Classification by Sex of Persons at Work other than Cultivation—(Contd.)

Division, Group and Family	Category	Total Workers					
		Total			Urban		
		Persons	Males	Females	Persons	Males	Females
1		2	3	4	5	6	7
		PONDICHERRY AREA (Contd.)					
FAMILY 733	Blacksmiths, Hammersmiths and Forgemen						
	Total	**284**	**281**	**3**	**73**	**72**	**1**
	III	16	16	...	3	3	...
	IV	111	110	1	7	7	...
	V	155	153	2	62	61	1
	VI	2	2	...	1	1	...
GROUP 74	Precision instrument makers, watch makers, Jewellers and Related workers						
	Total	**591**	**589**	**2**	**288**	**287**	**1**
	IV	204	203	1	61	60	1
	V	376	375	1	221	221	...
	VII	11	11	...	6	6	...
FAMILY 741	Jewellers, Goldsmiths and Silversmiths						
	Total	**532**	**530**	**2**	**255**	**254**	**1**
	IV	202	201	1	59	58	1
	V	323	322	1	193	193	...
	VII	7	7	...	3	3	...
GROUP 75	Tool-Makers, Machinists, Plumbers, welders, Platers and Related workers						
	Total	**1,179**	**1,174**	**5**	**357**	**355**	**2**
	III	7	7	...	...	...	...
	IV	92	92	...	18	18	...
	V	1,019	1,015	4	325	324	1
	VI	34	34	...	3	3	...
	VIII	22	22	...	6	6	...
	IX	5	4	1	5	4	1
FAMILY 752	Fitter-Assemblers and Machine Erectors (Except electrical and precision instrument Fitter-Assemblers)						
	Total	**147**	**147**	...	**19**	**19**	...
	IV	4	4	...	...	...	...
	V	131	131	...	18	18	...
	VI	7	7	...	...	...	...
	VIII	5	5	...	1	1	...
753	Mechanics—Repairmen (Except electrical and precision instrument repairmen)						
	Total	**649**	**649**	...	**211**	**211**	...
	III	6	6	...	...	...	...
	IV	63	63	...	10	10	...
	V	564	564	...	196	196	...
	VIII	16	16	...	5	5	...

B-V—Occupational Classification by Sex of Persons at Work other than Cultivation—(Contd.)

Division, Group and Family Category		Total Workers					
		Total			Urban		
		Persons	Males	Females	Persons	Males	Females
1		2	3	4	5	6	7
		PONDICHERRY AREA (Contd.)					
FAMILY	**754**	**Sheet metal workers**					
	Total	**166**	**163**	**3**	**58**	**58**	...
	IV	19	19	...	8	8	...
	V	143	140	3	50	50	...
	VI	4	4	...	...	...	...
GROUP	**76**	**Electricians and Related Electrical and Electronics workers**					
	Total	**585**	**571**	**14**	**235**	**225**	**10**
	III	1	1	...	1	1	...
	IV	3	3	...	1	1	...
	V	113	104	9	39	34	5
	VI	144	142	2	71	69	2
	VII	15	15	...	5	5	...
	VIII	7	5	2	6	4	2
	IX	302	301	1	112	111	1
FAMILY	**760**	**Electricians, Electrical repairmen and Related Electrical workers**					
	Total	**406**	**396**	**10**	**179**	**173**	**6**
	IV	1	1	...	...	...	...
	V	100	94	6	31	29	2
	VI	114	112	2	67	65	2
	VII	14	14	...	5	5	...
	VIII	6	4	2	6	4	2
	IX	171	171	...	70	70	...
GROUP	**77**	**Carpenters, Joiners, Cabinet makers, coopers and Related workers**					
	Total	**1,186**	**1,178**	**8**	**230**	**228**	**2**
	III	3	3	...	...	...	...
	IV	196	196	...	19	19	...
	V	980	972	8	210	208	2
	VI	5	5	...	1	1	...
	VIII	2	2	...	...	...	...
FAMILY	**770**	**Carpenters, Joiners, Pattern makers (wood)**					
	Total	**1,068**	**1,060**	**8**	**223**	**221**	**2**
	III	3	3	...	...	...	...
	IV	178	178	...	18	18	...
	V	881	873	8	204	202	2
	VI	4	4	...	1	1	...
	VIII	2	2	...	...	...	...

B-V– Occupational Classification by Sex of Persons at Work other than Cultivation – (Contd.)

Division, Group and Family		Category	Total Workers					
			Total			Urban		
			Persons	Males	Females	Persons	Males	Females
		1	2	3	4	5	6	7
		PONDICHERRY AREA (Contd.)						
GROUP	78	Painters and Paper Hangers						
		Total	**143**	**140**	**3**	**53**	**53**	...
		IV	4	2	2	...	...	...
		V	17	17	...	3	3	...
		VI	12	12	...	2	2	...
		VII	1	1	...	1	1	...
		IX	109	108	1	47	47	...
FAMILY	780	Painters and Paper Hangers						
		Total	**143**	**140**	**3**	**53**	**53**	...
		IV	4	2	2	...	...	...
		V	17	17	...	3	3	...
		VI	12	12	...	2	2	...
		VII	1	1	...	1	1	...
		IX	109	108	1	47	47	...
GROUP	79	Bricklayers, Plasterers and construction workers, n. e. c.						
		Total	**1,483**	**1,443**	**40**	**155**	**,149**	**6**
		IV	3	3	...	...	...	...
		V	5	5	...	1	1	...
		VI	1,474	1,434	40	154	148	6
		VII	1	1	...	...	...	...
FAMILY	791	Bricklayers, Plasterers, Masons						
		Total	**1,241**	**1,241**	...	**93**	**93**	...
		VI	1,241	1,241	...	93	93	...
GROUP	80	Compositors, Printers, Engravers, Book-Binders and Related Workers						
		Total	**191**	**185**	**6**	**75**	**71**	4
		IV	3	2	1	1	1	...
		V	188	183	5	74	70	4
GROUP	81	Potters, Kilnmen, Glass and Clay Formers and Related Workers						
		Total	**492**	**360**	**132**	**7**	**4**	**3**
		IV	240	160	80	5	2	3
		V	252	200	52	2	2	...
FAMILY	811	Potters and Related Clay Formers						
		Total	**447**	**336**	**111**	**1**	**1**	...
		IV	232	157	75	...	...	...
		V	215	179	36	1	1	...

B-V—Occupational Classification by Sex of Persons at Work other than Cultivation—(Contd.)

Division, Group and Family		Total Workers					
Category		Total			Urban		
		Persons	Males	Females	Persons	Males	Females
1		2	3	4	5	6	7
		PONDICHERRY AREA (Con d.)					
GROUP 82	Millers, Bakers, Brewmasters, and Related Food and Beverage Workers						
	Total	**1,045**	**498**	**547**	**129**	**113**	**16**
	IV	652	117	535	17	9	8
	V	349	339	10	97	90	7
	VII	44	42	2	15	14	1
FAMILY 820	Millers, Pounders, Huskers and Parchers, Grains and Related Food Workers						
	Total	**161**	**98**	**63**	**26**	**24**	**2**
	IV	66	7	59	4	3	1
	V	95	91	4	22	21	1
823	Khandsari, Sugar and Gur Makers						
	Total	**147**	**147**	...	...	...	...
	IV	71	71	...	...	...	...
	V	76	76	...	...	...	...
824	Bakers, Confectioners, Candy and Sweetmeat Makers						
	Total	**425**	**87**	**338**	**46**	**39**	**7**
	IV	351	15	336	9	4	5
	V	57	55	2	28	26	2
	VII	17	17	...	9	9	...
GROUP 83	Chemical and Related Process Workers						
	Total	**61**	**53**	**8**	**7**	**7**	...
	IV	13	5	8	...	...	...
	V	48	48	...	7	7	...
84	Tobacco Preparers and Products Makers						
	Total	**42**	**42**	...	**10**	**10**	...
	IV	11	11	...	6	6	...
	V	31	31	...	4	4	...
85	Craftsmen and Production process Workers, n. e. c.						
	Total	**387**	**196**	**191**	**92**	**35**	**57**
	IV	295	125	170	80	27	53
	V	61	51	10	7	7	...
	VII	19	11	8	3	...	3
	IX	12	9	3	2	1	1

B-V—Occupational Classification by Sex of Persons at Work other than Cultivation—(Contd.)

Division, Group and Family / Category	Total Workers					
	Total			Urban		
	Persons	Males	Females	Persons	Males	Females
1	2	3	4	5	6	7
PONDICHERRY AREA (Contd.)						
FAMILY 850 Basketry Weavers and Related Workers						
Total	**188**	**95**	**93**	**2**	**2**	...
IV	157	72	85	1	1	...
V	31	23	8	1	1	...
GROUP 86 Testers, Packers, Sorters and Related Workers						
Total	39	39	...	4	4	...
IV	5	5	...	...	...	...
V	28	28	...	...	...	...
VI	1	1	...	1	1	...
VII	2	2	...	1	1	...
VIII	2	2	...	2	2	...
IX	1	1	...	...	...	...
87 Stationary Engine and Excavating and Lifting equipment operators and Related Workers						
Total	**350**	**349**	**1**	**19**	**19**	...
III	96	96	...	1	1	...
V	178	177	1	8	8	...
VI	12	12	...	1	1	...
VIII	51	51	...	5	5	...
IX	13	13	...	4	4	...
FAMILY 870 Operators, Stationary Engines and Related equipment						
Total	**143**	**143**	...	**4**	**4**	...
III	91	91	...	1	1	...
V	41	41	...	2	2	...
VI	2	2	...	...	...	...
VIII	2	2	...	...	...	...
IX	7	7	...	1	1	...
876 Oilers and Greasers, Stationary Engines, Motor Vehicles and Related equipment						
Total	**144**	**143**	**1**	**10**	**10**	...
V	91	90	1	3	3	...
VIII	49	49	...	5	5	...
IX	4	4	...	2	2	...

B-V—Occupational Classification by Sex of Persons at Work other than Cultivation—(Contd.)

Division, Group and Family / Category			Total Workers					
			Total			Urban		
			Persons	Males	Females	Persons	Males	Females
1			2	3	4	5	6	7
			PONDICHERRY AREA (Contd.)					
GROUP	89	Labourers n.e.c.						
		Total	6,794	4,881	1,913	913	790	123
		III	140	98	42	17	17	...
		IV	13	5	8	7	4	3
		V	666	614	52	270	253	17
		VI	687	572	115	196	161	35
		VII	148	142	6	20	18	2
		VIII	237	233	4	45	45	...
		IX	4,903	3,217	1,686	358	292	66
FAMILY	899	Labourers, n.e.c.						
		Total	6,769	4,858	1,911	898	775	123
		III	140	98	42	17	17	...
		IV	13	5	8	7	4	3
		V	665	613	52	270	253	17
		VI	683	568	115	196	161	35
		VII	147	141	6	19	17	2
		VIII	237	233	4	45	45	...
		IX	4,884	3,200	1,684	344	278	66
*DIVISION	9	Service, Sport and Recreation Workers						
		Total	6,446	4,279	2,167	2,532	1,484	1,048
		III	108	89	19	10	10	...
		IV	100	22	78	65	19	46
		V	262	205	57	46	36	10
		VI	59	58	1	9	9	...
		VII	40	36	4	28	25	3
		VIII	21	18	3	12	11	1
		IX	5,856	3,851	2,005	2,362	1,374	988
GROUP	90	Fire Fighters, Policemen, Guards and Related Workers						
		Total	1,336	1,312	24	520	509	11
		III	90	83	7	6	6	...
		IV	1	...	1	...	...	...
		V	148	147	1	14	14	...
		VI	46	46	...	9	9	...
		VII	8	8	...	4	4	...
		VIII	7	7	...	1	1	...
		IX	1,036	1,021	15	486	475	11

B-V—Occupational Classification by Sex of Persons at Work other than Cultivation—(Contd.)

Division, Group and Family / Category	Total Workers					
	Total			Urban		
	Persons	Males	Females	Persons	Males	Females
1	2	3	4	5	6	7
PONDICHERRY AREA (Contd.)						
FAMILY 901 Police Constables, Investigators and Related Workers						
Total	**797**	**794**	**3**	**395**	**394**	**1**
IX	797	794	3	395	394	1
903 Watchmen and Chowkidars						
Total	**486**	**466**	**20**	**104**	**94**	**10**
III	90	83	7	6	6	...
IV	1	...	1	...	...	...
V	143	142	1	14	14	...
VI	46	46	...	9	9	...
VII	8	8	...	4	4	...
VIII	7	7	...	1	1	...
IX	191	180	11	70	60	10
GROUP 91 House-Keepers, Cooks, Maids and Related Workers						
Total	**2,242**	**874**	**1,368**	**1,448**	**530**	**918**
III	6	4	2	4	4	...
IV	98	22	76	65	19	46
V	29	26	3	21	19	2
VII	27	25	2	23	21	2
VIII	12	10	2	9	9	...
IX	2,070	787	1,283	1,326	458	868
FAMILY 911 Cooks, Cook - Bearers (Domestic and Institutional)						
Total	**721**	**385**	**336**	**383**	**191**	**192**
IV	92	20	72	62	18	44
V	11	10	1	6	6	...
VII	13	13	...	11	11	...
VIII	1	1	...	1	1	...
IX	604	341	263	303	155	148
912 Butlers, Bearers, Waiters, Maids and other Servants (Domestic)						
Total	**1,477**	**477**	**1,000**	**1,044**	**330**	**714**
III	6	4	2	4	4	...
IV	6	2	4	3	1	2
V	16	14	2	13	11	2
VII	14	12	2	12	10	2
VIII	11	9	2	8	8	...
IX	1,424	436	988	1,004	296	708

B-V—Occupational Classification by Sex of Persons at Work other than Cultivation—(Contd.)

Division, Group and Family		Category	Total Workers					
			Total			Urban		
			Persons	Males	Females	Persons	Males	Females
		1	2	3	4	5	6	7
		PONDICHERRY AREA (Contd.)						
GROUP	92	Waiters, Bartenders and Related Workers						
		Total	**348**	**322**	**26**	**198**	**189**	**9**
		V	16	16	...	1	1	...
		VI	1	1	...	...	...	...
		VII	2	2	...	...	...	...
		VIII	1	...	1	1	...	1
		IX	328	303	25	196	188	8
FAMILY	920	Waiters, Bartenders and Related workers (Institutional)						
		Total	**348**	**322**	**26**	**198**	**189**	**9**
		V	16	16	...	1	1	...
		VI	1	1	...	...	...	...
		VII	2	2	...	...	...	...
		VIII	1	...	1	1	...	1
		IX	328	303	25	196	188	8
GROUP	93	Building care-takers, Cleaners and Related Workers						
		Total	**656**	**409**	**247**	**103**	**49**	**54**
		III	12	2	10	...	...	...
		IV	1	...	1	...	...	...
		V	69	16	53	10	2	8
		VI	12	11	1	...	...	...
		VII	3	1	2	1	...	1
		VIII	1	1	...	1	1	...
		IX	558	378	180	91	46	45
FAMILY	931	Cleaners, Sweepers and Watermen						
		Total	**639**	**393**	**246**	**102**	**48**	**54**
		III	12	2	10	...	...	...
		IV	1	...	1	...	...	...
		V	69	16	53	10	2	8
		VI	2	1	1	...	...	...
		VII	3	1	2	1	...	1
		VIII	1	1	...	1	1	...
		IX	551	372	179	90	45	45
GROUP	94	Barbers, Hair Dressers, Beauticians and Related workers						
		Total	**492**	**491**	**1**	**82**	**82**	...
		IX	492	491	1	82	82	...

B-V—Occupational Classification by Sex of Persons at Work other than Cultivation—(Contd.)

Division, Group and Family		Category	Total Workers					
			Total			Urban		
			Persons	Males	Females	Persons	Males	Females
		1	2	3	4	5	6	7
		PONDICHERRY AREA (Contd.)						
FAMILY	940	Barbers, Hair Dressers, Beauticians and Related workers						
		Total	**492**	**491**	**1**	**82**	**82**	...
		IX	492	491	1	82	82	...
GROUP	95	Launderers, Dry-cleaners and Pressers						
		Total	**1,322**	**828**	**494**	**143**	**94**	**49**
		IX	1,322	828	494	143	94	49
FAMILY	950	Laundrymen, Washermen and Dhobies						
		Total	**1,258**	**764**	**494**	**125**	**76**	**49**
		IX	1,258	764	494	125	76	49
GROUP	96	Athletes, Sportsmen and Related workers						
		Total	**3**	**3**	...	**3**	**3**	...
		IX	3	3	...	3	3	...
	97	Photographers and Related Camera Operators						
		Total	**20**	**17**	**3**	**17**	**14**	**3**
		IX	20	17	3	17	14	3
	99	Service, Sport and Recreation Workers, n. e. c.						
		Total	**27**	**23**	**4**	**18**	**14**	**4**
		IX	27	23	4	18	14	4
DIVISION	X	Workers not Classifiable by Occupation						
		Total	**158**	**157**	**1**	...	...	...
		III	4	4	...	...	...	...
		IV	1	...	1	...	...	...
		V	16	16	...	...	...	...
		VI	84	84	...	...	...	...
		VII	2	2	...	...	...	...
		VIII	3	3	...	...	...	...
		IX	48	48	...	...	...	...
GROUP	X8	Workers reporting Occupation Unidentifiable or Unclassifiable						
		Total	**153**	**152**	**1**	...	...	...
		III	4	4	...	...	...	...
		IV	1	...	1	...	...	...
		V	16	16	...	...	...	...
		VI	81	81	...	...	...	...
		VII	2	2	...	...	...	...
		VIII	3	3	...	...	...	...
		IX	46	46	...	...	...	...

B-V—Occupational Classification by Sex of Persons at Work other than Cultivation—(Contd.)

Division, Group and Family / Category	Total Workers					
	Total			Urban		
	Persons	Males	Females	Persons	Males	Females
1	2	3	4	5	6	7
PONDICHERRY AREA (Concld.)						
FAMILY X80 Workers reporting Occupations Unidentifiable or Unclassifiable						
Total	153	152	1	...	...	...
III	4	4	...	...	...	...
IV	1	...	1	...	...	...
V	16	16	...	...	...	...
VI	81	81	...	...	...	...
VII	2	2	...	...	...	...
VIII	3	3	...	...	...	...
IX	46	46	...	...	...	...
GROUP X9 Workers not reporting Occupation						
Total	5	5	...	...	...	..
VI	3	3	...	...	...	...
IX	2	2	...	...	...	...
FAMILY X90 Workers not reporting Occupation						
Total	5	5	...	...	...	...
VI	3	3	...	...	...	...
IX	2	2	...	...	...	...
KARIKAL AREA						
ALL DIVISIONS						
Total	15,322	12,615	2,707	5,691	4,879	812
III	1,663	1,611	52	156	150	6
IV	906	393	513	165	76	89
V	1,956	1,876	80	949	901	48
VI	762	727	35	294	277	17
VII	4,117	3,139	978	1,494	1,405	89
VIII	625	622	3	260	259	1
IX	5,293	4,247	1,046	2,373	1,811	562
***DIVISION 0 Professional, Technical and Related Workers**						
Total	932	795	137	375	302	73
III	4	4	...	...	...	...
V	5	5	...	4	4	...
VI	22	22	...	16	16	...
VII	5	5	...	5	5	...
IX	896	759	137	350	277	73

B-V—Occupational Classification by Sex of Persons at Work other than Cultivation—(Contd.)

Division, Group and Family		Category	Total Workers					
			Total			Urban		
			Persons	Males	Females	Persons	Males	Females
		1	2	3	4	5	6	7
		KARIKAL AREA (Contd.)						
GROUP	00	Architects, Engineers and surveyors						
		Total	21	21	...	13	13	...
		III	1	1	...	...	...	...
		V	1	1	...	1	1	...
		VI	12	12	...	6	6	...
		VII	1	1	...	1	1	...
		IX	6	6	...	5	5	...
FAMILY	001	Civil Engineers (including overseers)						
		Total	12	12	...	5	5	...
		VI	10	10	...	4	4	...
		IX	2	2	...	1	1	...
GROUP	02	Biologists, Veterinarians, Agronomists and Related Scientists						
		Total	13	13	...	4	4	...
		III	2	2	...	...	...	...
		IX	11	11	...	4	4	...
FAMILY	021	Veterinarians						
		Total	11	11	...	4	4	...
		IX	11	11	...	4	4	...
GROUP	03	Physicians, Surgeons and Dentists						
		Total	72	69	3	29	28	1
		IX	72	69	3	29	28	1
FAMILY	030	Physicians and Surgeons, Allopathic						
		Total	13	12	1	10	9	1
		IX	13	12	1	10	9	1
	031	Physicians, Ayurvedic						
		Total	11	10	1	3	3	...
		IX	11	10	1	3	3	...
	033	Physicians, Other						
		Total	13	12	1	8	8	...
		IX	13	12	1	8	8	...
	039	Physicians, Surgeons and Dentists, n.e.c.						
		Total	26	26	...	...	...	...
		IX	26	26	...	...	...	...

B-V—Occupational Classification by Sex of Persons at Work other than Cultivation—(Contd.)

Division, Group and Family		Category	Total Workers					
			Total			Urban		
			Persons	Males	Females	Persons	Males	Females
		1	2	3	4	5	6	7
		KARIKAL AREA (Contd.)						
GROUP	04	Nurses, Pharmacists and other Medical and Health Technicians						
		Total	102	56	46	64	36	28
		VII	2	2	...	2	2	...
		IX	100	54	46	62	34	28
FAMILY	040	Nurses						
		Total	36	9	27	30	7	23
		IX	36	9	27	30	7	23
	041	Midwives and Health Visitors						
		Total	19	...	19	5	...	5
		IX	19	...	19	5	...	5
	042	Nursing Attendants and Related Workers						
		Total	41	41	...	24	24	...
		IX	41	41	...	24	24	...
GROUP	05	Teachers						
		Total	368	297	71	187	145	42
		IX	368	297	71	187	145	42
FAMILY	052	Teachers, Middle and Primary Schools						
		Total	344	278	66	169	128	41
		IX	344	278	66	169	128	41
	059	Teachers, n.e.c.						
		Total	15	10	5	11	10	1
		IX	15	10	5	11	10	1
GROUP	06	Jurists						
		Total	19	19	...	18	18	...
		IX	19	19	...	18	18	...
	07	Social Scientists and Related Workers						
		Total	20	14	6	5	4	1
		III	1	1	...	...	...	...
		VII	1	1	...	1	1	...
		IX	18	12	6	4	3	1
FAMILY	076	Labour and Social Welfare Workers						
		Total	14	8	6	1	...	1
		III	1	1	...	...	...	...
		IX	13	7	6	1	...	1

B-V—Occupational Classification by Sex of Persons at Work other than Cultivation—(Contd.)

Division, Group and Family	Category	Total Workers					
		Total			Urban		
		Persons	Males	Females	Persons	Males	Females
1		2	3	4	5	6	7
		KARIKAL AREA (Contd.)					
GROUP 08	**Artists and Writers, Related Workers**						
	Total	**100**	**98**	**2**	**29**	**29**	...
	V	4	4	...	3	3	...
	VI	9	9	...	9	9	...
	VII	1	1	...	1	1	...
	IX	86	84	2	16	16	...
FAMILY 083	**Painters, Decorators and Commercial Artists**						
	Total	**15**	**15**	...	**15**	**15**	...
	V	2	2	...	2	2	...
	VI	9	9	...	9	9	...
	VII	1	1	...	1	1	...
	IX	3	3	...	3	3	...
086	**Musicians and Related Workers**						
	Total	**75**	**73**	**2**	**8**	**8**	...
	IX	75	73	2	8	8	...
GROUP 09	**Draughtsmen and Science and Engineering Technicians**						
	Total	**3**	**3**	...	**1**	**1**	...
	VI	1	1	...	1	1	...
	IX	2	2	...	...	...	...
0X	**Other Professional, Technical and Related Workers**						
	Total	**214**	**205**	**9**	**25**	**24**	**1**
	IX	214	205	9	25	24	1
FAMILY 0X0	**Ordained Religious Workers**						
	Total	**156**	**153**	**3**	**24**	**23**	**1**
	IX	156	153	3	24	23	1
0X2	**Astrologers, Palmists and Related Workers**						
	Total	**52**	**46**	**6**	...	...	...
	IX	52	46	6	...	...	...
***DIVISION 1**	**Administrative, Executive and Managerial Workers**						
	Total	**308**	**303**	**5**	**117**	**115**	**2**
	III	3	3	...	3	3	...
	V	22	22	...	18	18	...
	VI	15	15	...	5	5	...
	VII	10	10	...	7	7	...
	VIII	5	5	...	5	5	...
	IX	253	248	5	79	77	2

B–V—Occupational Classification by Sex of Persons at Work other than Cultivation—(Contd.)

Division, Group and Family		Category	Total Workers					
			Total			Urban		
			Persons	Males	Females	Persons	Males	Females
		1	2	3	4	5	6	7
		KARIKAL AREA (Contd.)						
GROUP	10	Administrators and Executive Officials, Government						
		Total	**54**	**52**	**2**	**24**	**24**	...
		IX	54	52	2	24	24	...
FAMILY	101	Administrators and Executive Officials, State Government						
		Total	**36**	**36**	...	**21**	**21**	...
		IX	36	36	...	21	21	...
	104	Village Officials						
		Total	**10**	**8**	**2**	**1**	**1**	...
		IX	10	8	2	1	1	...
GROUP	11	Directors and Managers, Wholesale and Retail Trade						
		Total	**9**	**9**	...	**6**	**6**	...
		VII	9	9	...	6	6	...
FAMILY	111	Directors and Managers, Retail Trade						
		Total	**7**	**7**	...	**5**	**5**	...
		VII	7	7	...	5	5	...
GROUP	12	Directors, Managers and Working Proprietors, Financial Institutions						
		Total	**1**	**1**	...	**1**	**1**	...
		VII	1	1	...	1	1	...
	13	Directors, Managers and Working Proprietors, Other						
		Total	**244**	**241**	**3**	**86**	**84**	**2**
		III	3	3	...	3	3	...
		V	22	22	...	18	18	...
		VI	15	15	...	5	5	...
		VIII	5	5	...	5	5	...
		IX	199	196	3	55	53	2
FAMILY	131	Directors, Managers and Working Proprietors, Construction						
		Total	**15**	**15**	...	**5**	**5**	...
		VI	15	15	...	5	5	...
	133	Directors, Managers and Working Proprietors, Manufacturing						
		Total	**22**	**22**	...	**18**	**18**	...
		V	22	22	...	18	18	...

B-V—Occupational Classification by Sex of Persons at Work other than Cultivation—(Contd.)

Division, Group and Family		Category	Total Workers					
			Total			Urban		
			Persons	Males	Females	Persons	Males	Females
		1	2	3	4	5	6	7
		KARIKAL AREA (Contd.)						
FAMILY	134	Directors, Managers and Working Proprietors, Transport and Communication						
		Total	5	5	...	5	5	...
		VIII	5	5	...	5	5	...
	135	Directors, Managers and Working Proprietors, Recreation, Entertainment and Catering Services						
		Total	189	188	1	48	48	...
		IX	189	188	1	48	48	...
	136	Directors, Managers and Working Proprietors, Other Services						
		Total	8	8	...	5	5	...
		IX	8	8	...	5	5	...
*DIVISION	2	Clerical and Related Workers						
		Total	950	933	17	609	592	17
		III	20	20	...	13	13	...
		IV	2	...	2	2	...	2
		V	89	89	...	46	46	...
		VI	29	29	...	25	25	...
		VII	284	284	...	186	186	...
		VIII	28	28	...	15	15	...
		IX	498	483	15	322	307	15
GROUP	20	Book-keepers and Cashiers						
		Total	259	259	...	145	145	...
		III	3	3	...	1	1	...
		V	57	57	...	32	32	...
		VI	1	1	...	...	...	...
		VII	119	119	...	77	77	...
		VIII	3	3	...	...	...	...
		IX	76	76	...	35	35	...
FAMILY	200	Book-keepers, Book-keeping and Accounts Clerks						
		Total	249	249	...	143	143	...
		III	3	3	...	1	1	...
		V	57	57	...	32	32	...
		VI	1	1	...	...	...	...
		VII	116	116	...	75	75	...
		IX	72	72	...	35	35	...

B-V—Occupational Classification by Sex of Persons at Work other than Cultivation—(Contd.)

Division, Group and Family		Category	Total Workers					
			Total			Urban		
			Persons	Males	Females	Persons	Males	Females
		1	2	3	4	5	6	7
		KARIKAL AREA (Contd.)						
GROUP	21	**Stenographers and Typists**						
		Total	**15**	**15**	...	**11**	**11**	...
		VII	2	2	...	2	2	...
		IX	13	13	...	9	9	...
FAMILY	211	**Typists**						
		Total	**15**	**15**	...	**11**	**11**	...
		VII	2	2	...	2	2	...
		IX	13	13	...	9	9	...
GROUP	28	**Clerical Workers-Miscellaneous**						
		Total	**554**	**539**	**15**	**375**	**360**	**15**
		III	12	12	...	9	9	...
		IV	2	...	2	2	...	2
		V	32	32	...	14	14	...
		VI	25	25	...	24	24	...
		VII	158	158	...	103	103	...
		VIII	23	23	...	14	14	...
		IX	302	289	13	209	196	13
FAMILY	280	**General and other Ministerial Assistants and Clerks**						
		Total	**510**	**496**	**14**	**350**	**336**	**14**
		III	12	12	...	9	9	...
		IV	1	...	1	1	...	1
		V	30	30	...	13	13	...
		VI	25	25	...	24	24	...
		VII	154	154	...	103	103	...
		VIII	22	22	...	13	13	...
		IX	266	253	13	187	174	13
	289	**Miscellaneous Office Workers Including Record Keepers, Muharrers, Despatchers, Packers and Binders of Office Papers**						
		Total	**44**	**43**	**1**	**25**	**24**	**1**
		IV	1	...	1	1	...	1
		V	2	2	...	1	1	...
		VII	4	4	...	...	...	...
		VIII	1	1	...	1	1	...
		IX	36	36	...	22	22	...

B-V – Occupational Classification by Sex of Persons at Work other than Cultivation—(Contd.)

Division, Group and Family Category			Total Workers					
			Total			Urban		
			Persons	Males	Females	Persons	Males	Females
1			2	3	4	5	6	7
		KARIKAL AREA (Contd.)						
GROUP	29	Unskilled Office Workers						
		Total	122	120	2	78	76	2
		III	5	5	...	3	3	...
		VI	3	3	...	1	1	...
		VII	5	5	...	4	4	...
		VIII	2	2	...	1	1	...
		IX	107	105	2	69	67	2
FAMILY	290	Office Attendants, Ushers, Hallporters, etc., n.e.c.						
		Total	122	120	2	78	76	2
		III	5	5	...	3	3	...
		VI	3	3	...	1	1	...
		VII	5	5	...	4	4	...
		VIII	2	2	...	1	1	...
		IX	107	105	2	69	67	2
*DIVISION	3	Sales Workers						
		Total	3,803	2,816	987	1,340	1.237	103
		V	81	57	24	79	56	23
		VII	3,702	2,739	963	1,246	1,166	80
		IX	20	20	...	15	15	...
GROUP	30	Working Proprietors, Wholesale and Retail Trade						
		Total	2,646	2,036	610	1,001	925	76
		VII	2,646	2,036	610	1,001	925	76
FAMILY	300	Working Proprietors, Wholesale Trade						
		Total	46	45	1	42	41	1
		VII	46	45	1	42	41	1
	301	Working Proprietors, Retail Trade						
		Total	2,600	1,991	609	959	884	75
		VII	2,600	1,991	609	959	884	75
GROUP	31	Insurance and Real Estate Salesmen, Salesmen of Securities and Services and Auctioneers						
		Total	94	93	1	61	60	1
		VII	94	93	1	61	60	1

B-V—Occupational Classification by Sex of Persons at Work other than Cultivation—(Contd.)

Division, Group and Family		Category	Total Workers					
			Total			Urban		
			Persons	Males	Females	Persons	Males	Females
		1	2	3	4	5	6	7
		KARIKAL AREA (Contd.)						
FAMILY	312	Brokers and Agents, Securities and Shares						
		Total	46	46	...	29	29	...
		VII	46	46	...	29	29	...
	319	Insurance and Real Estate Salesmen, Salesmen of Securities and Services and Auctioneers, n. e. c.						
		Total	39	38	1	29	28	1
		VII	39	38	1	29	28	1
GROUP	32	Commercial Travellers and Manufacturers' Agents						
		Total	463	108	355	87	63	24
		V	67	44	23	66	43	23
		VII	396	64	332	21	20	1
FAMILY	320	Commercial Travellers						
		Total	396	64	332	21	20	1
		VII	396	64	332	21	20	1
	321	Manufacturers, Agents						
		Total	67	44	23	66	43	23
		V	67	44	23	66	43	23
GROUP	33	Salesmen, Shop Assistants, and Related Workers						
		Total	580	559	21	191	189	2
		V	14	13	1	13	13	...
		VII	546	526	20	163	161	2
		IX	20	20	...	15	15	...
FAMILY	330	Salesmen and Shop Assistants, Wholesale and Retail Trade						
		Total	413	409	4	183	181	2
		V	14	13	1	13	13	...
		VII	379	376	3	155	153	2
		IX	20	20	...	15	15	...
	331	Hawkers, Pedlars and Street Vendors						
		Total	154	137	17	8	8	...
		VII	154	137	17	8	8	...
GROUP	34	Money-Lenders and Pawn Brokers						
		Total	20	20	...	...	...	...
		VII	20	20	...	...	...	...

B-V—Occupational Classification by Sex of Persons at Work other than Cultivation—(Contd.)

Division, Group and Family		Category	Total Workers					
			Total			Urban		
			Persons	Males	Females	Persons	Males	Females
		1	2	3	4	5	6	7
		KARIKAL AREA (Contd.)						
*DIVISION	4	Farmers, Fishermen, Hunters, Loggers and Related Workers						
		Total	**2,088**	**1,837**	**251**	**170**	**160**	**10**
		III	1,524	1,495	29	107	103	4
		IV	241	20	221	16	11	5
		V	314	314	...	41	41	...
		VI	1	1	...	1	1	...
		VII	1	1	...	1	1	...
		IX	7	6	1	4	3	1
GROUP	40	Farmers and Farm Managers						
		Total	**171**	**160**	**11**	**5**	**5**	...
		III	166	155	11	4	4	...
		IV	1	1	...	...	...	...
		V	4	4	...	1	1	...
FAMILY	402	Farm Managers, Inspectors and Overseers						
		Total	**106**	**97**	**9**	**4**	**4**	...
		III	102	93	9	3	3	...
		V	4	4	...	1	1	...
	403	Planters and Plantation Managers						
		Total	**35**	**35**	...	...	...	...
		III	35	35	...	...	...	...
	409	Farmers and Farm Managers, n. e. c.						
		Total	**24**	**24**	...	...	...	...
		III	24	24	...	...	...	...
GROUP	41	Farm Workers						
		Total	**769**	**742**	**27**	**131**	**121**	**10**
		III	424	407	17	69	65	4
		IV	26	17	9	16	11	5
		V	310	310	...	40	40	...
		VI	1	1	...	1	1	...
		VII	1	1	...	1	1	...
		IX	7	6	1	4	3	1
FAMILY	411	Farm Workers, Animals, Birds and Insects Rearing						
		Total	**274**	**253**	**21**	**52**	**44**	**8**
		III	233	221	12	40	37	3
		IV	20	11	9	12	7	5
		V	21	21	...	...	...	...

B-V—Occupational Classification by Sex of Persons at Work other than Cultivation—(Contd.)

Division, Group and Family		Category	Total Workers					
			Total			Urban		
			Persons	Males	Females	Persons	Males	Females
		1	2	3	4	5	6	7
		KARIKAL AREA (Con'd.)						
FAMILY	412	**Gardners (Malis)**						
		Total	**48**	**44**	**4**	**18**	**16**	**2**
		III	39	36	3	12	11	1
		VI	1	1	...	1	1	...
		VII	1	1	...	1	1	...
		IX	7	6	1	4	3	1
	413	**Tappers (Palm, Rubber trees, etc.)**						
		Total	**295**	**295**	**...**	**44**	**44**	**...**
		IV	6	6	...	4	4	...
		V	289	289	...	40	40	...
	415	**Plantation labourers**						
		Total	**152**	**150**	**2**	**17**	**17**	**...**
		III	152	150	2	17	17	...
GROUP	43	**Fishermen and Related Workers**						
		Total	**1,144**	**931**	213	**32**	**32**	**...**
		III	930	929	1	32	32	...
		IV	214	2	212	...	...	...
FAMILY	430	**Fishermen, Deep sea**						
		Total	**521**	**521**	...	**24**	**24**	**...**
		III	521	521	...	24	24	...
	431	**Fishermen, Inland and Coastal Waters**						
		Total	**409**	**408**	**1**	**8**	**8**	**...**
		III	409	408	1	8	8	...
	439	**Fishermen and Related Workers, n. e. c.**						
		Total	**214**	**2**	**212**	**...**	**...**	**...**
		IV	214	2	212	...	...	...
GROUP	44	**Loggers and Other Forestry Workers**						
		Total	**4**	**4**	...	**2**	**2**	**...**
		III	4	4	...	2	2	..

B–V—Occupational Classification by Sex of Persons at Work other than Cultivation—(Contd.)

Division, Group and Family		Category	Total Workers					
			Total			Urban		
			Persons	Males	Females	Persons	Males	Females
		1	2	3	4	5	6	7
		KARIKAL AREA (Contd.)						
*DIVISION	6	**Workers in Transport and Communication Occupations**						
		Total	**513**	**513**	...	**190**	**190**	...
		III	32	32	...	3	3	...
		V	9	9	...	5	5	...
		VI	6	6	...	3	3	...
		VII	3	3	...	...	...	...
		VIII	452	452	...	168	168	...
		IX	11	11	...	11	11	...
GROUP	61	**Deck and Engine-room Ratings (Ship), Barge Crews and Boatmen**						
		Total	**4**	**4**	...	...	...	...
		VIII	4	4	...	...	...	...
	63	**Drivers and Firemen, Railway Engine**						
		Total	**1**	**1**	...	**1**	**1**	...
		VIII	1	1	...	1	1	...
	64	**Drivers, Road Transport**						
		Total	**420**	**420**	...	**152**	**152**	...
		III	32	32	...	3	3	...
		V	9	9	...	5	5	...
		VI	6	6	...	3	3	...
		VII	3	3	...	...	...	...
		VIII	361	361	...	132	132	...
		IX	9	9	...	9	9	...
FAMILY	641	**Moor Vehicle and Motor Cycle Drivers**						
		Total	**114**	**114**	...	**83**	**83**	...
		III	3	3	...	3	3	...
		V	6	6	...	5	5	...
		VI	4	4	...	3	3	...
		VIII	92	92	...	63	63	...
		IX	9	9	...	9	9	...
	642	**Cycle Rickshaw Drivers and Rickshaw Pullers**						
		Total	**29**	**29**	...	**29**	**29**	...
		VIII	29	29	...	29	29	...

B-V—Occupational Classification by Sex of Persons at Work other than Cultivation—(Contd.)

Division, Group and Family		Category	Total Workers					
			Total			Urban		
			Persons	Males	Females	Persons	Males	Females
		1	2	3	4	5	6	7
			KARIKAL AREA (Contd.)					
FAMILY	643	Animal Drawn Vehicle Drivers						
		Total	276	276	...	40	40	...
		III	29	29	...	...	...	...
		V	3	3	...	...	...	...
		VI	2	2	...	...	...	...
		VII	3	3	...	...	...	...
		VIII	239	239	...	40	40	...
GROUP	66	Inspectors, Supervisors, Traffic Controllers and Despatchers, Transport						
		Total	11	11	...	6	6	...
		VIII	11	11	...	6	6	...
FAMILY	660	Inspectors, Supervisors and Station Masters						
		Total	6	6	...	4	4	...
		VIII	6	6	...	4	4	...
GROUP	67	Telephone, Telegraph and Related Telecommunication Operators						
		Total	7	7	...	6	6	...
		VIII	5	5	...	4	4	...
		IX	2	2	...	2	2	...
	68	Postmen and Messengers						
		Total	32	32	...	12	12	...
		VIII	32	32	...	12	12	...
FAMILY	680	Postmen						
		Total	31	31	...	11	11	...
		VIII	31	31	...	11	11	...
GROUP	69	Workers in Transport and Communication Occupations, n. e. c.						
		Total	38	38	...	13	13	...
		VIII	38	38	...	13	13	...
FAMILY	691	Conductors, Road Transport						
		Total	15	15	...	6	6	...
		VIII	15	15	...	6	6	...
	693	Inspectors, Traffic Controllers and Despatchers, Communication						
		Total	16	16	...	3	3	...
		VIII	16	16	...	3	3	...

B-V—Occupational Classification by Sex of Persons at Work other than Cultivation—(Contd.)

Division, Group and Family	Category	Total Workers					
		Total			Urban		
		Persons	Males	Females	Persons	Males	Females
1		2	3	4	5	6	7
		KARIKAL AREA (Contd)					
*DIVISION 7-8	Craftsmen, Production Process Workers and Labourers Not Elsewhere Classified						
	Total	5,118	4,324	794	2,043	1,757	286
	III	65	43	22	24	22	2
	IV	649	372	277	141	64	77
	V	1,413	1,358	55	742	718	24
	VI	663	637	26	241	224	17
	VII	80	67	13	36	28	8
	VIII	130	127	3	67	66	1
	IX	2,118	1,720	398	792	635	157
GROUP 70	Spinners, Weavers, Knitters, Dyers and Related Workers						
	Total	51	33	18	1	...	1
	IV	42	25	17	1	...	1
	V	9	8	1	...	...	...
FAMILY 704	Drawers and Weavers						
	Total	37	25	12	...	...	...
	IV	30	18	12	...	...	...
	V	7	7	...	...	...	...
GROUP 71	Tailors, Cutters, Furriers and Related Workers						
	Total	249	217	32	114	102	12
	IV	33	11	22	7	1	6
	V	214	204	10	106	100	6
	VII	2	2	...	1	1	...
FAMILY 710	Tailors, Dress Makers, Garment Makers						
	Total	211	201	10	108	98	10
	IV	13	7	6	7	1	6
	V	196	192	4	100	96	4
	VII	2	2	...	1	1	...
GROUP 72	Leather Cutters, Lasters and Sewers (Except Gloves and Garments) and Related Workers						
	Total	37	36	1	34	33	1
	V	35	34	1	32	31	1
	VII	2	2	...	2	2	...
FAMILY 720	Shoe makers and Shoe repairers						
	Total	37	36	1	34	33	1
	V	35	34	1	32	31	1
	VII	2	2	...	2	2	...

B-V—Occupational Classification by Sex of Persons at Work other than Cultivation—(Contd.)

Division, Group and Family / Category	Total Workers					
	Total			Urban		
	Persons	Males	Females	Persons	Males	Females
1	2	3	4	5	6	7
KARIKAL AREA (Contd.)						
GROUP 73 Furnacemen, Rollers, Drawers, Moulders and Related Metal Making and Treating Workers						
Total	**62**	**62**	...	**16**	**16**	...
III	6	6	...	3	3	...
IV	21	21	...	...	...	...
V	34	34	...	13	13	...
VI	1	1	...	...	...	...
FAMILY 733 Blacksmiths, Hammersmiths and Forgemen						
Total	**57**	**57**	...	**13**	**13**	...
III	6	6	...	3	3	...
IV	20	20	...	...	...	...
V	31	31	...	10	10	...
GROUP 74 Precision Instrument Makers, Watch Makers, Jewellers and Related Workers						
Total	**232**	**232**	...	**160**	**160**	...
IV	67	67	...	21	21	...
V	163	163	...	138	138	...
VII	2	2	...	1	1	...
FAMILY 741 Jewellers, Goldsmiths and Silversmiths						
Total	**208**	**208**	...	**141**	**141**	...
IV	67	67	...	21	21	...
V	139	139	...	119	119	...
VII	2	2	...	1	1	...
GROUP 75 Tool-Makers, Machinists, Plumbers, Welders, Platers and Related Workers						
Total	**114**	**111**	3	**64**	**64**	...
IV	13	12	1	2	2	...
V	94	92	2	57	57	...
VI	5	5	...	4	4	...
VIII	2	2	...	1	1	...
FAMILY 753 Mechanics—Repairmen (Except Electrical and Precision Instrument Repairmen)						
Total	**70**	**69**	**1**	**34**	**34**	...
IV	10	9	1	2	2	...
V	58	58	...	31	31	...
VIII	2	2	...	1	1	...

B-V—Occupational Classification by Sex of Persons at Work other than Cultivation—(Contd.)

Division, Group and Family / Category	Total Workers					
	Total			Urban		
	Persons	Males	Females	Persons	Males	Females
1	2	3	4	5	6	7
KARIKAL AREA (Contd.)						
GROUP 76 Electricians and Related Electrical and Electronics Workers						
Total	**86**	**85**	**1**	**59**	**58**	**1**
IV	1	...	1	1	...	1
V	12	12	...	9	9	...
VI	29	29	...	20	20	...
VII	6	6	...	6	6	...
VIII	5	5	...	5	5	...
IX	33	33	...	18	18	...
FAMILY 760 Electricians, Electrical Repairmen and Related Electrical Workers						
Total	37	37	...	**34**	**34**	...
V	2	2	...	1	1	...
VI	20	20	...	19	19	...
VII	2	2	...	2	2	...
VIII	5	5	...	5	5	...
IX	8	8	...	7	7	...
GROUP 77 Carpenters, Joiners, Cabinet Makers, Coopers and Related Workers						
Total	**354**	**351**	**3**	**112**	**110**	**2**
III	1	1	...	1	1	...
IV	71	68	3	10	8	2
V	277	277	...	99	99	...
VI	5	5	...	2	2	...
FAMILY 770 Carpenters, Joiners, Pattern Makers (Wood)						
Total	**326**	**326**	...	**100**	**100**	...
III	1	1	...	1	1	...
IV	61	61	...	6	6	...
V	259	259	...	91	91	...
VI	5	5	...	2	2	...
GROUP 78 Painters and Paper Hangers						
Total	**55**	**55**	...	**21**	**21**	...
V	7	7	...	4	4	...
VI	4	4	...	4	4	...
VIII	1	1	...	...	...	...
IX	43	43	...	13	13	...

B-V—Occupational Classification by Sex of Persons at Work other than Cultivation—(Contd.)

Division, Group and Family / Category	Total Workers					
	Total			Urban		
	Persons	Males	Females	Persons	Males	Females
1	2	3	4	5	6	7
KARIKAL AREA (Contd.)						
FAMILY 780 Painters and Paper Hangers						
Total	**55**	**55**	...	**21**	**21**	...
V	7	7	...	4	4	...
VI	4	4	...	4	4	...
VIII	1	1	...	...	...	...
IX	43	43	...	13	13	...
GROUP 79 Bricklayers, Plasterers and Construction Workers, n. e. c.						
Total	**405**	**393**	**12**	**91**	**84**	**7**
IV	2	1	1	...	...	...
V	2	2	...	...	...	...
VI	401	390	11	91	84	7
FAMILY 791 Bricklayers, Plasterers, Masons						
Total	**341**	**341**	...	**70**	**70**	...
VI	341	341	...	70	70	...
794 Hut Builders and Thatchers						
Total	**36**	**36**	...	**11**	**11**	...
VI	36	36	...	11	11	...
GROUP 80 Compositors, Printers, Engravers, Book-Binders and Related Workers						
Total	**16**	**16**	...	**12**	**12**	...
V	16	16	...	12	12	...
81 Potters, Kilnmen, Glass and Clay Formers and Related Workers						
Total	**95**	**67**	**28**	**1**	**1**	...
IV	84	57	27	...	...	...
V	11	10	1	1	1	...
FAMILY 811 Potters and Related Clay Formers						
Total	**91**	**63**	**28**	...	...	...
IV	82	55	27	...	...	...
V	9	8	1	...	...	...
GROUP 82 Millers, Bakers, Brewmasters and Related Food and Beverage Workers						
Total	**345**	**225**	**120**	**109**	**92**	**17**
IV	156	49	107	17	8	9
V	158	155	3	73	72	1
VII	31	21	10	19	12	7

B-V—Occupational Classification by Sex of Persons at Work other than Cultivation—(Contd.)

Division, Group and Family		Category	Total Workers					
			Total			Urban		
			Persons	Males	Females	Persons	Males	Females
		1	2	3	4	5	6	7
		KARIKAL AREA (Contd.)						
FAMILY	820	Millers, Pounders, Huskers and Parchers, Grains and Related Food Workers						
		Total	**148**	**72**	**76**	**20**	**16**	**4**
		IV	78	5	73	3	...	3
		V	70	67	3	17	16	1
	824	Bakers, Confectioners, Candy and Sweetmeat makers						
		Total	**70**	**46**	**24**	**40**	**27**	**13**
		IV	26	11	15	10	4	6
		V	25	25	...	19	19	...
		VII	19	10	9	11	4	7
	825	Makers of Aerated Water and Brewers						
		Total	**47**	**46**	**1**	**18**	**18**	...
		IV	19	18	1	2	2	...
		V	28	28	...	16	16	...
	827	Butchers						
		Total	**30**	**29**	**1**	**24**	**24**	...
		V	18	18	...	16	16	...
		VII	12	11	1	8	8	...
GROUP	83	Chemical and Related Process workers						
		Total	**16**	**16**	...	**8**	**8**	...
		V	16	16	...	8	3	...
	84	Tobacco preparers and Products makers						
		Total	**117**	**117**	...	**54**	**54**	...
		IV	3	3	...	1	1	...
		V	114	114	...	53	53	...
FAMILY	842	Cheroot, Cigar and Bidi makers						
		Total	**117**	**117**	...	**54**	**54**	...
		IV	3	3	...	1	1	...
		V	114	114	...	53	53	...
GROUP	85	Craftsmen and Production Process workers, n.e.c.						
		Total	**180**	**79**	**101**	**99**	**37**	**62**
		IV	151	56	95	78	21	57
		V	13	9	4	11	7	4
		VII	10	9	1	6	5	1
		IX	6	5	1	4	4	...

B-V—Occupational Classification by Sex of Persons at Work other than Cultivation—(Contd.)

Division, Group and Family		Total Workers					
Category		Total			Urban		
		Persons	Males	Females	Persons	Males	Females
1		2	3	4	5	6	7
		KARIKAL AREA (Contd.)					
FAMILY 850	Basketry weavers and Related Workers						
	Total	**154**	**58**	**96**	**81**	**22**	**59**
	IV	147	54	93	75	19	56
	V	7	4	3	6	3	3
GROUP 86	Testers, Packers, Sorters and Related Workers						
	Total	**2**	**2**	...	**2**	**2**	...
	VI	1	1	...	1	1	...
	IX	1	1	...	1	1	...
87	Stationary Engine and Excavating and lifting equipment Operators and Related Workers						
	Total	**54**	**50**	**4**	**13**	**13**	...
	III	1	1	...	...	...	...
	V	43	39	4	9	9	...
	VI	2	2	...	1	1	...
	VIII	8	8	...	3	3	...
FAMILY 871	Boilermen and Firemen						
	Total	**27**	**23**	**4**	**1**	**1**	...
	V	26	22	4	...	...	...
	VIII	1	1	...	1	1	...
GROUP 89	Labourers, n. e. c.						
	Total	**2,648**	**2,177**	**471**	**1,073**	**890**	**183**
	III	57	35	22	20	18	2
	IV	5	2	3	3	2	1
	V	195	166	29	117	105	12
	VI	215	200	15	118	108	10
	VII	27	25	2	1	1	...
	VIII	114	111	3	58	57	1
	IX	2,035	1,638	397	756	599	157
FAMILY 899	Labourers, n. e. c.						
	Total	**2,640**	**2,169**	**471**	**1,068**	**885**	**183**
	III	57	35	22	20	18	2
	IV	5	2	3	3	2	1
	V	194	165	29	116	104	12
	VI	215	200	15	118	108	10
	VII	24	22	2	1	1	...
	VIII	114	111	3	58	57	1
	IX	2,031	1,634	397	752	595	157

B-V—Occupational Classification by Sex of Persons at Work other than Cultivation—(Contd.)

Division, Group and Family Category		Total Workers					
		Total			Urban		
		Persons	Males	Females	Persons	Males	Females
1		2	3	4	5	6	7
		KARIKAL AREA (Contd.)					
*DIVISION	9 Service, Sport and Recreation Workers						
	Total	**1,584**	**1,078**	**506**	**847**	**526**	**321**
	III	15	14	1	6	6	...
	IV	14	1	13	6	1	5
	V	22	21	1	14	13	1
	VI	4	4	...	3	3	...
	VII	31	29	2	13	12	1
	VIII	10	10	...	5	5	...
	IX	1,488	999	489	800	486	314
GROUP	90 Fire fighters, Policemen, Guards and Related Workers						
	Total	**281**	**280**	**1**	**167**	**167**	...
	III	10	10	...	3	3	...
	V	18	18	...	11	11	...
	VI	3	3	...	3	3	...
	VII	6	6	...	3	3	...
	VIII	6	6	...	2	2	...
	IX	238	237	1	145	145	...
	901 Police Constables, Investigators and Related Workers						
	Total	**171**	**171**	...	**114**	**114**	...
	IX	171	171	...	114	114	...
	903 Watchmen and Chowkidars						
	Total	**103**	**102**	**1**	**48**	**48**	...
	III	10	10	...	3	3	...
	V	17	17	...	11	11	...
	VI	3	3	...	3	3	...
	VII	6	6	...	3	3	...
	VIII	6	6	...	2	2	...
	IX	61	60	1	26	26	...

B-V—Occupational Classification by Sex of Persons at Work other than Cultivation—(Contd.)

Division, Group and Family			Total Workers					
Category			Total			Urban		
			Persons	Males	Females	Persons	Males	Females
1			2	3	4	5	6	7
		KARIKAL AREA (Contd.)						
GROUP	91	House keepers, Cooks, Maids and Related Workers						
		Total	**665**	**268**	**397**	**423**	**143**	**280**
		III	5	4	1	3	3	...
		IV	14	1	13	6	1	5
		V	1	...	1	1	...	1
		VII	10	9	1	8	8	...
		VIII	4	4	...	3	3	...
		IX	631	250	381	402	128	274
FAMILY	911	Cooks, Cook-Bearers (Domestic and Institutional)						
		Total	**218**	**129**	**89**	**100**	**51**	**49**
		IV	14	1	13	6	1	5
		VII	1	...	1	...	...	...
		VIII	1	1	...	1	1	...
		IX	202	127	75	93	49	44
	912	Butlers, Bearers, Waiters, Maids and Other Servants (Domestic)						
		Total	**429**	**135**	**294**	**309**	**89**	**220**
		III	5	4	1	3	3	...
		V	1	...	1	1	...	1
		VII	9	9	...	8	8	...
		VIII	3	3	...	2	2	...
		IX	411	119	292	295	76	219
GROUP	92	Waiters, Bartenders and Related Workers						
		Total	**124**	**118**	**6**	**67**	**65**	**2**
		V	1	1	...	...	...	...
		VII	13	13	...	1	1	...
		IX	110	104	6	66	64	2
FAMILY	920	Waiters, Bartenders and Related Workers (Institutional)						
		Total	**124**	**118**	**6**	**67**	**65**	**2**
		V	1	1	...	...	...	...
		VII	13	13	...	1	1	...
		IX	110	104	6	66	64	2
GROUP	93	Building Care-takers, Cleaners and Related Workers						
		Total	**120**	**52**	**68**	**34**	**15**	**19**
		VI	1	1	...	...	...	...
		VII	2	1	1	1	...	1
		IX	117	50	67	33	15	18

B-V—Occupational Classification by Sex of Persons at Work other than Cultivation—(Contd.)

Division, Group and Family Category			Total Workers					
			Total			Urban		
			Persons	Males	Females	Persons	Males	Females
	1		2	3	4	5	6	7
		KARIKAL AREA (Contd.)						
FAMILY	931	Cleaners, Sweepers and Watermen						
		Total	113	45	68	34	15	19
		VII	2	1	1	1	...	1
		IX	111	44	67	33	15	18
GROUP	94	Barbers, Hair Dressers, Beauticians and Related Workers						
		Total	159	159	...	65	65	...
		IX	159	159	...	65	65	...
FAMILY	940	Barbers, Hair Dressers, Beauticians and Related Workers						
		Total	159	159	...	65	65	...
		IX	159	159	...	65	65	...
GROUP	95	Launderers, Dry Cleaners and Pressers						
		Total	200	167	33	73	53	20
		IX	200	167	33	73	53	20
FAMILY	950	Laundrymen, Washermen and Dhobies						
		Total	199	166	33	72	52	20
		IX	199	166	33	72	52	20
GROUP	96	Athletes, Sportsmen and Related Workers						
		Total	1	1	...	1	1	...
		IX	1	1	...	1	1	...
	97	Photographers and Related Camera Operators						
		Total	11	11	...	10	10	...
		V	2	2	...	2	2	...
		IX	9	9	...	8	8	...
	99	Service, Sport and Recreation Workers, n.e.c.						
		Total	23	22	1	7	7	...
		IX	23	22	1	7	7	...
*DIVISION	X	Workers not classifiable by Occupation						
		Total	26	16	10	...	...	...
			1	1	...	...	...	...
		VI	22	13	9	...	...	...
		VII	1	1	...	...	...	...
		IX	2	1	1	...	...	...

B-V—Occupational Classification by Sex of Persons at Work other than Cultivation – (Contd.)

Division, Group and Family / Category			Total Workers					
			Total			Urban		
			Persons	Males	Females	Persons	Males	Females
1			2	3	4	5	6	7
			KARIKAL AREA (Concld.)					
GROUP	X8	**Workers Reporting Occupations Unidentifiable or Unclassifiable**						
		Total	**26**	**16**	**10**	...	...	...
		V	1	1	...	...	...	...
		VI	22	13	9	...	...	...
		VII	1	1	...	...	...	...
		IX	2	1	1	...	...	...
FAMILY	X80	**Workers Reporting Occupations Unidentifiable or Unclassifiable**						
		Total	**26**	**16**	**10**	...	...	...
		V	1	1	...	...	...	...
		VI	22	13	9	...	...	...
		VII	1	1	...	...	...	...
		IX	2	1	1	...	...	...
			MAHE AREA					
ALL DIVISIONS								
		Total	**4,448**	**3,502**	**946**	**2,005**	**1,590**	**415**
		III	645	606	39	535	504	31
		IV	369	251	118	19	11	8
		V	649	635	14	198	189	9
		VI	61	61	...	27	27	...
		VII	632	607	25	288	278	10
		VIII	62	62	...	31	31	...
		IX	2,030	1,280	750	907	550	357
*DIVISION	0	**Professional, Technical and Related Workers**						
		Total	**331**	**257**	**74**	**153**	**117**	**36**
		IV	11	4	7	...	...	...
		V	5	4	1	4	4	...
		VI	2	2	...	...	...	...
		VII	1	1	...	...	...	...
		IX	312	246	66	149	113	36
GROUP	00	**Architects, Engineers and Surveyors**						
		Total	**12**	**12**	...	**10**	**10**	...
		V	1	1	...	1	1	...
		VI	2	2	...	...	...	...
		IX	9	9	...	9	9	...

B-V--Occupational Classification by Sex of Persons at Work other than Cultivation—(Contd.)

Division, Group and Family		Category	Total Workers					
			Total			Urban		
			Persons	Males	Females	Persons	Males	Females
		1	2	3	4	5	6	7
		MAHE AREA (Contd.)						
FAMILY	001	Civil Engineers (Including Overseers)						
		Total	**10**	**10**	...	**8**	**8**	...
		VI	2	2	...	...	...	...
		IX	8	8	...	8	8	...
GROUP	03	Physicians, Surgeons and Dentists						
		Total	**27**	**26**	**1**	**11**	**10**	**1**
		IX	27	26	1	11	10	1
FAMILY	030	Physicians and Surgeons, Allopathic						
		Total	**6**	**5**	**1**	**4**	**3**	**1**
		IX	6	5	1	4	3	1
	031	Physicians, Ayurvedic						
		Total	**17**	**17**	...	**6**	**6**	...
		IX	17	17	...	6	6	...
GROUP	04	Nurses, Pharmacists and Other Medical and Health Technicians						
		Total	**31**	**22**	**9**	**15**	**9**	**6**
		V	1	1	...	1	1	...
		IX	30	21	9	14	8	6
FAMILY	040	Nurses						
		Total	**6**	...	**6**	**5**	...	**5**
		IX	6	...	6	5	...	5
	042	Nursing Attendants and Related Workers						
		Total	**18**	**18**	...	**8**	**8**	...
		IX	18	18	...	8	8	...
GROUP	05	Teachers						
		Total	**192**	**142**	**50**	**81**	**56**	**25**
		IX	192	142	50	81	56	25
FAMILY	051	Teachers, Secondary Schools						
		Total	**92**	**74**	**18**	**67**	**50**	**17**
		IX	92	74	18	67	50	17
	052	Teachers, Middle and Primary Schools						
		Total	**89**	**62**	**27**	**9**	**4**	**5**
		IX	89	62	27	9	4	5

B-V—Occupational Classification by Sex of Persons at Work other than Cultivation—(Contd.)

Division, Group and Family		Category	Total Workers					
			Total			Urban		
			Persons	Males	Females	Persons	Males	Females
		1	2	3	4	5	6	7
			MAHE AREA (Contd.)					
FAMILY	053	Teachers, Nursery and Kindergarten Schools						
		Total	4	2	2	4	2	2
		IX	4	2	2	4	2	2
	059	Teachers, n.e.c.						
		Total	5	2	3	1	...	1
		IX	5	2	3	1	...	1
GROUP	06	Jurists						
		Total	12	11	1	12	11	1
		IX	12	11	1	12	11	1
FAMILY	061	Legal Practitioners and Advisers						
		Total	5	5	...	5	5	...
		IX	5	5	...	5	5	...
	069	Jurists and Legal Technicians, n.e.c. (including Petition writers)						
		Total	6	5	1	6	5	1
		IX	6	5	1	6	5	1
GROUP	07	Social Scientists and Related Workers						
		Total	8	6	2	5	3	2
		VII	1	1	...	...	...	...
		XI	7	5	2	5	3	2
FAMILY	076	Labour and Social Welfare Workers						
		Total	5	3	2	4	2	2
		IX	5	3	2	4	2	2
GROUP	08	Artists, Writers and Related Workers						
		Total	10	10	...	5	5	...
		IX	10	10	...	5	5	...
FAMILY	086	Musicians and Related Workers						
		Total	4	4	...	2	2	...
		IX	4	4	...	2	2	...
GROUP	09	Draughtsmen and Science and Engineering Technicians, n.e.c.						
		Total	2	1	1	1	1	...
		V	1	...	1	...	...	...
		IX	1	1	...	1	1	...

B-V—Occupational Classification by Sex of Persons at Work other than Cultivation -(Contd.)

Division, Group and Family		Total Workers					
Category		Total			Urban		
		Persons	Males	Females	Persons	Males	Females
1		2	3	4	5	6	7
		MAHE AREA (Contd.)					
GROUP 0X	**Other Professional, Technical and Related Workers**						
	Total	**37**	**27**	**10**	**13**	**12**	**1**
	IV	11	4	7	...	...	...
	V	2	2	...	2	2	...
	IX	24	21	3	11	10	1
FAMILY 0X0	**Ordained Religious Workers**						
	Total	**16**	**16**	...	**10**	**10**	...
	IX	16	16	...	10	10	...
0X2	**Astrologers, Palmists and Related workers**						
	Total	**7**	**5**	**2**	...	...	...
	IX	7	5	2	...	...	...
0X9	**Other Professional, Technical and Related Workers, n.e.c.**						
	Total	**13**	**6**	**7**	**2**	**2**	...
	IV	11	4	7	...	...	...
	V	2	2	...	2	2	...
***DIVISION 1**	**Administrative, Executive and Managerial Workers**						
	Total	**212**	**202**	**10**	**105**	**102**	**3**
	III	10	**4**	6	4	4	...
	IV	3	1	**2**	3	1	2
	V	7	7	...	3	3	...
	VI	5	5	...	4	**4**	...
	VII	4	4	...	**4**	4	...
	IX	183	**181**	2	87	86	1
GROUP 10	**Administrators and Executive Officials, Government**						
	Total	**27**	27	...	**15**	**15**	...
	IX	27	27	...	15	15	...
FAMILY 100	**Administrators and Executive Officials, Central Government**						
	Total	**6**	**6**	...	**1**	**1**	...
	IX	6	6	...	1	1	...
101	**Administrators and Executive Officials, State Government**						
	Total	**15**	**15**	...	**12**	**12**	...
	IX	15	15	...	12	12	...

B-V—Occupational Classification by Sex of Persons at Work other than Cultivation—(Contd.)

Division, Group and Family		Category	Total Workers					
			Total			Urban		
			Persons	Males	Females	Persons	Males	Females
		1	2	3	4	5	6	7
		MAHE AREA (Contd.)						
FAMILY	104	**Village Officials**						
		Total	**3**	**3**	...	...	...	...
		IX	3	3	...	...	...	...
GROUP	11	**Directors and Managers, Wholesale and Retail Trade**						
		Total	**2**	**2**	...	**2**	**2**	...
		VII	2	2	...	2	2	...
	12	**Directors, Managers and Working Proprietors, Financial Institutions**						
		Total	**2**	**2**	...	**2**	**2**	...
		VII	2	2	...	2	2	...
	13	**Directors, Managers and Working Proprietors, Others**						
		Total	**181**	**171**	**10**	**86**	**83**	**3**
		III	10	4	6	4	4	...
		IV	3	1	2	3	1	2
		V	7	7	...	3	3	...
		VI	5	5	...	4	4	...
		IX	156	154	2	72	71	1
FAMILY	130	**Directors, Managers and Working Proprietors, Mining, Quarrying and Well Drilling**						
		Total	**10**	**4**	**6**	**4**	**4**	...
		III	10	4	6	4	4	...
	131	**Directors, Managers and Working Proprietors, Construction**						
		Total	**5**	**5**	...	**4**	**4**	...
		VI	5	5	...	4	4	...
	133	**Directors, Managers and Working Proprietors, Manufacturing**						
		Total	**10**	**8**	**2**	**6**	**4**	**2**
		IV	3	1	2	3	1	2
		V	7	7	...	3	3	...
	135	**Directors, Managers and Working Proprietors, Recreation, Entertainment and Catering Services**						
		Total	**155**	**153**	**2**	**72**	**71**	**1**
		IX	155	153	2	72	71	1
DIIVSION	2	**Clerical and Related Workers**						
		Total	**177**	**174**	**3**	**88**	**85**	**3**
		III	1	1	...	1	1	...
		V	5	5	...	4	4	...
		VII	24	24	...	11	11	...
		VIII	4	4	...	1	1	...
		IX	143	140	3	71	68	3

B–V—Occupational Classification by Sex of Persons at Work other than Cultivation—(Contd.)

Division, Group and Family		Category	Total Workers					
			Total			Urban		
			Persons	Males	Females	Persons	Males	Females
		1	2	3	4	5	6	7
			MAHE AREA (Contd.)					
GROUP	20	Book-keepers and Cashiers						
		Total	10	10	...	4	4	...
		VII	3	3	...	...	...	...
		IX	7	7	...	4	4	...
FAMILY	200	Book-keepers, Book-keeping and Accounts Clerks						
		Total	4	4	...	3	3	...
		IX	4	4	...	3	3	...
	201	Cashiers						
		Total	6	6	...	1	1	...
		VII	3	3	...	...	...	...
		IX	3	3	...	1	1	...
GROUP	21	Stenographers and Typists						
		Total	8	8	...	3	3	...
		IX	8	8	...	3	3	...
FAMILY	210	Stenographers						
		Total	2	2	...	...	...	...
		IX	2	2	...	...	...	...
	211	Typists						
		Total	6	6	...	3	3	...
		IX	6	6	...	3	3	...
GROUP	28	Miscellaneous Clerical Workers						
		Total	107	107	...	50	5	...
		III	1	1	...	1	1	...
		V	5	5	...	4	4	...
		VII	18	18	...	8	8	...
		VIII	3	3	...	1	1	...
		IX	80	80	...	36	36	...
FAMILY	280	General and other Ministerial Assistants and Clerks						
		Total	107	107	...	50	50	...
		III	1	1	...	1	1	...
		V	5	5	...	4	4	...
		VII	18	18	...	8	8	...
		VIII	3	3	...	1	1	...
		IX	80	80	...	36	36	...

B-V—Occupational Classification by Sex of Persons at Work other than Cultivation—(Contd.)

Division, Group and Family		Category	Total Workers					
			Total			Urban		
			Persons	Males	Females	Persons	Males	Females
		1	2	3	4	5	6	7
		MAHE AREA (Contd.)						
GROUP	29	**Unskilled Office Workers**						
		Total	**52**	**49**	**3**	**31**	**28**	**3**
		VII	3	3	...	3	3	...
		VIII	1	1	...	...	...	...
		IX	48	45	3	28	25	3
FAMILY	290	**Office attendants, Ushers, Hallporters, etc., n.e.c.**						
		Total	**52**	**49**	**3**	**31**	**28**	**3**
		VII	3	3	...	3	3	...
		VIII	1	1	...	...	...	...
		IX	4	45	3	28	25	3
*DIVISION	3	**Sales Workers**						
		Total	**538**	**524**	**14**	**267**	**257**	**10**
		V	12	12	...	9	9	...
		VII	525	511	14	257	247	10
		IX	1	1	...	1	1	...
GROUP	30	**Working Proprietors, Wholesale and Retail Trade**						
		Total	**430**	**419**	**11**	**208**	**198**	**10**
		VII	430	419	11	208	198	10
FAMILY	300	**Working Proprietors, Wholesale Trade**						
		Total	**104**	**98**	**6**	**96**	**90**	**6**
		VII	104	98	6	96	90	6
	301	**Working Proprietors, Retail Trade**						
		Total	**326**	**321**	**5**	**112**	**108**	**4**
		VII	326	321	5	112	108	4
GROUP	31	**Insurance and Real Estate Salesmen, Salesmen of Securities and Services and Auctioneers**						
		Total	**6**	**6**	...	**2**	**2**	...
		VII	6	6	...	2	2	...
	32	**Commercial Travellers and Manufacturers, Agents**						
		Total	**16**	**16**	...	**15**	**15**	...
		V	7	7	...	7	7	...
		VII	9	9	...	8	8	...
FAMILY	320	**Commercial Travellers**						
		Total	**9**	**9**	...	**8**	**8**	...
		VII	9	9	...	8	8	...

B-V—Occupational Classification by Sex of Persons at Work other than Cultivation—(Contd.)

Division, Group and Family	Category	Total Workers					
		Total			Urban		
		Persons	Males	Females	Persons	Males	Females
	1	2	3	4	5	6	7
		MAHE AREA (Contd.)					
FAMILY 321	Manufacturers, Agents						
	Total	7	7	...	7	7	...
	V	7	7	...	7	7	...
GROUP 33	Salesmen, Shop Assistants and Related Workers						
	Total	84	81	3	41	41	...
	V	5	5	...	2	2	...
	VII	78	75	3	38	38	...
	IX	1	1	...	1	1	...
FAMILY 330	Salesmen and Shop Assistants, Wholesale and Retail Trade						
	Total	83	80	3	41	41	...
	V	5	5	...	2	2	...
	VII	77	74	3	38	38	...
	IX	1	1	...	1	1	...
GROUP 34	Money—Lenders and Pawn-Brokers						
	Total	2	2	...	1	1	...
	VIII	2	2	...	1	1	...
*DIVISION 4	Farmers, Fishermen, Hunters, Loggers and Related Workers						
	Total	615	606	9	495	486	9
	III	542	537	5	485	480	5
	IV	11	7	4	8	4	4
	V	59	59	...	...	...	...
	IX	3	3	...	2	2	...
GROUP 40	Farmers and Farm Managers						
	Total	26	25	1	2	1	1
	III	25	25	...	1	1	...
	IV	1	...	1	1	...	1
FAMILY 403	Planters and Plantation Managers						
	Total	22	22	...	...	...	...
	III	22	22	...	...	...	...
GROUP 41	Farm Workers						
	Total	72	69	3	9	6	3
	IV	10	7	3	7	4	3
	V	59	59	...	...	...	...
	IX	3	3	...	2	2	...

B-V—Occupational Classification by Sex of Persons at Work other than Cultivation—(Contd.)

Division, Group and Family		Category	Total Workers					
			Total			Urban		
			Persons	Males	Females	Persons	Males	Females
		1	2	3	4	5	6	7
			MAHE AREA (Contd.)					
FAMILY	411	Farm Workers, Animals, Birds and Insects Rearing						
		Total	9	6	3	7	4	3
		IV	9	6	3	7	4	3
	413	Tappers (Palm, Rubber Trees, etc.)						
		Total	59	59	...	...	...	...
		V	59	59	...	...	...	...
GROUP	42	Hunters and Related Workers						
		Total	3	3	...	...	...	...
		III	3	3	...	...	...	...
	43	Fishermen and Related Workers						
		Total	512	507	5	482	477	5
		III	512	507	5	482	477	5
FAMILY	430	Fishermen, Deep Sea						
		Total	510	507	3	480	477	3
		III	510	507	3	480	477	3
GROUP	44	Loggers and Other Forestry Workers						
		Total	2	2	...	2	2	...
		III	2	2	...	2	2	...
DIVISION	5	Miners, Quarrymen and Related Workers						
		Total	39	38	1	1	1	...
		III	37	36	1	1	1	...
		VI	2	2	...	...	...	...
GROUP	50	Miners and Quarrymen						
		Total	37	36	1	1	1	...
		III	37	36	1	1	1	...
FAMILY	501	Quarrymen						
		Total	37	36	1	1	1	...
		III	37	36	1	1	1	...
GROUP	51	Well Drillers and Related Workers						
		Total	2	2	...	...	...	...
		VI	2	2	...	...	...	...

B-V—Occupational Classification by Sex of Persons at Work other than Cultivation - (Contd.)

Division, Group and Family	Category	Total Workers					
		Total			Urban		
		Persons	Males	Females	Persons	Males	Females
1		2	3	4	5	6	7
		MAHE AREA (Contd.)					
FAMILY 511	Well Drillers, Other than Petroleum and Gas						
	Total	2	2	...	...	...	...
	VI	2	2	...	...	...	...
DIVISION 6	Workers in Transport and Communication Occupations						
	Total	51	51	...	27	27	...
	III	2	2	...	2	2	...
	VIII	46	46	...	22	22	...
	IX	3	3	...	3	3	...
GROUP 63	Drivers and Firemen, Railway Engine						
	Total	1	1	...	1	1	...
	VIII	1	1	...	1	1	...
FAMILY 630	Drivers						
	Total	1	1	...	1	1	...
	VIII	1	1	...	1	1	...
GROUP 64	Drivers, Road Transport						
	Total	36	36	...	17	17	...
	III	2	2	...	2	2	...
	VIII	31	31	...	12	12	...
	IX	3	3	...	3	3	...
FAMILY 640	Tramcar Drivers						
	Total	1	1	...	1	1	...
	VIII	1	1	...	1	1	...
641	Motor Vehicle and Motor Cycle Drivers						
	Total	28	28	...	13	13	...
	III	2	2	...	2	2	...
	VIII	23	23	...	8	8	...
	IX	3	3	...	3	3	...
642	Cycle Rickshaw Drivers and Rickshaw Pullers						
	Total	1	1	...	1	1	...
	VIII	1	1	...	1	1	...
643	Animal Drawn Vehicle Drivers						
	Total	5	5	...	1	1	...
	VIII	5	5	...	1	1	...

B-V—Occupational Classification by Sex of Persons at Work other than Cultivation—(Contd.)

Division, Group and Family			Total Workers					
		Category	Total			Urban		
			Persons	Males	Females	Persons	Males	Females
		1	2	3	4	5	6	7
		MAHE AREA (Contd.)						
FAMILY	649	Drivers, Road Transport (Including Palki and Doli Bearers)						
		Total	1	1	...	1	1	...
		VIII	1	1	...	1	1	...
GROUP	66	Inspcetors, Supervisors, Traffic Controllers and Despatchers, Transport						
		Total	3	3	...	3	3	...
		VIII	3	3	...	3	3	...
FAMILY	660	Inspectors, Supervisors and Station Masters						
		Total	1	1	...	1	1	...
		VIII	1	1	...	1	1	...
	662	Signalmen and Pointsmen						
		Total	2	2	...	2	2	...
		VIII	2	2	...	2	2	...
GROUP	68	Postmen and Messengers						
		Total	9	9	...	5	5	...
		VIII	9	9	...	5	5	...
FAMILY	680	Postmen						
		Total	8	8	...	4	4	...
		VIII	8	8	...	4	4	...
	681	Messengers (including Dak Peons)						
		Total	1	1	...	1	1	...
		VIII	1	1	...	1	1	...
GROUP	69	Workers in Transport and Communication Occupations, n. e. c.						
		Total	2	2	...	1	1	...
		VIII	2	2	...	1	1	...
FAMILY	691	Conductors, Road Transport						
		Total	1	1	...	...	...	...
		VIII	1	1	...	...	...	...
	693	Inspectors, Traffic Controllers and Despatchers, Communication						
		Total	1	1	...	1	1	...
		VIII	1	1	...	1	1	...

B-V— Occupational Classification by Sex of Persons at Work other than Cultivation—(Contd.)

Division, Group and Family		Category	Total Workers					
			Total			Urban		
			Persons	Males	Females	Persons	Males	Females
		1	2	3	4	5	6	7
		MAHE AREA (Contd.)						
*DIVISION	7-8	Craftsmen, Production Process Workers and Labourers Not Elsewhere Classified						
		Total	**1,809**	**1,298**	**511**	**451**	**350**	**101**
		III	48	22	26	42	16	26
		IV	328	231	97	8	6	2
		V	555	542	13	177	168	9
		VI	51	51	...	23	23	...
		VII	43	34	9	4	4	...
		VIII	11	11	...	7	7	...
		IX	773	407	366	190	126	64
GROUP	70	Spinners, weavers, knitters, Dyers and Related Workers						
		Total	**371**	**271**	**100**	**13**	**5**	**8**
		IV	301	210	91	2	1	1
		V	70	61	9	11	4	7
FAMILY	702	Spinners, Piecers and winders						
		Total	**15**	**2**	**13**	**8**	**1**	**7**
		IV	7	1	6	2	1	1
		V	8	1	7	6	...	6
	704	Drawers and weavers						
		Total	**277**	**269**	**8**	**5**	**4**	**1**
		IV	216	209	7	...	...	...
		V	61	60	1	5	4	1
	709	Spinners, weavers, knitters, Dyers and Related Workers, n. e. c.						
		Total	**78**	...	**78**	...	...	...
		IV	77	...	77	...	...	...
		V	1	...	1	...	...	...
GROUP	71	Tailors, Cutters, Furriers and Related Workers						
		Total	**88**	**84**	**4**	**38**	**36**	**2**
		IV	1	1	...	1	1	...
		V	87	83	4	37	35	2
FAMILY	710	Tailors, Dress Makers and Garment Makers						
		Total	**84**	**83**	**1**	**36**	**35**	**1**
		V	84	83	1	36	35	1
GROUP	72	Leather Cutters, Lasters and Sewers (Except Gloves and Garments) and Related Workers						
		Total	**1**	**1**	...	...	...	...
		V	1	1	...	...	...	...

B-V—Occupational Classification by Sex of Persons at Work other than Cultivation—(Contd.)

Division, Group and Family		Category	Total Workers					
			Total			Urban		
			Persons	Males	Females	Persons	Males	Females
		1	2	3	4	5	6	7
		MAHE AREA (Contd.)						
GROUP	73	Furnacemen, Rollers, Drawers, Moulders and Related Metal Making and Treating Workers						
		Total	**8**	**7**	**1**	**2**	**2**	...
		IV	4	3	1	...	...	...
		V	4	4	...	2	2	...
	74	Precision Instrument Makers, Watch Makers, Jewellers, and Related Workers						
		Total	**54**	**54**	...	**26**	**26**	...
		IV	13	13	...	3	3	...
		V	40	40	...	23	23	...
		VII	1	1	...	...	...	...
FAMILY	741	Jewellers, Goldsmiths and Silversmiths						
		Total	**51**	**51**	...	**26**	**26**	...
		IV	12	12	...	3	3	...
		V	38	38	...	23	23	...
		VII	1	1	...	...	...	...
GROUP	75	Tool-Makers, Machinists, Plumbers, Welders, Platers and Related Workers						
		Total	**13**	**13**	...	**5**	**5**	...
		V	11	11	...	5	5	...
		VIII	2	2	...	...	...	...
	76	Electricians and Related Electrical and Electronics Workers						
		Total	**14**	**14**	...	**13**	**13**	...
		IX	14	14	...	13	13	...
	77	Carpenters, Joiners, Cabinet Makers, Coopers and Related Workers						
		Total	**90**	**90**	...	**13**	**13**	...
		V	90	90	...	13	13	...
FAMILY	770	Carpenters, Joiners, Pattern Makers (Wood)						
		Total	**52**	**52**	...	**13**	**13**	...
		V	52	52	...	13	13	...
	779	Carpenters, Joiners, Cabinet Makers, Coopers and Related Workers, n.e.c.						
		Total	**38**	**38**	...	...	...	...
		V	38	38	...	...	...	...
GROUP	78	Painters and Paper Hangers						
		Total	**2**	**2**	...	**2**	**2**	...
		IX	2	2	...	2	2	...

B–V—Occupational Classification by Sex of Persons at Work other than Cultivation—(Contd.)

Division, Group and Family		Category	Total Workers					
			Total			Urban		
			Persons	Males	Females	Persons	Males	Females
		1	2	3	4	5	6	7
		MAHE AREA (Contd.)						
GROUP	79	**Bricklayers, Plasterers and Construction Workers**						
		Total	**47**	**47**	...	**19**	**19**	...
		VI	47	47	...	19	19	...
FAMILY	791	**Bricklayers, Plasterers, Masons**						
		Total	**46**	**46**	...	**18**	**18**	...
		VI	46	46	...	18	18	...
GROUP	80	**Compositors, Printers, Engravers, Book-Binders and Related Workers**						
		Total	**3**	**3**	...	...	...	...
		V	3	3	...	...	...	...
	81	**Potters, Kilnmen, Glass and Clay Formers and Related Workers**						
		Total	**1**	**1**	...	...	...	...
		V	1	1	...	...	...	...
	82	**Millers, Bakers, Brewmasters and Related Food and Beverage Workers**						
		Total	**83**	**79**	**4**	**52**	**52**	...
		IV	5	1	4	...	...	...
		V	72	72	...	49	49	...
		VII	6	6	...	3	3	...
FAMILY	824	**Bakers, Confectioners, Candy and Sweetmeat Makers**						
		Total	**36**	**36**	...	**16**	**16**	...
		V	35	35	...	16	16	...
		VII	1	1	...	...	...	...
	825	**Makers of Aerated Water and Brewers**						
		Total	**31**	**31**	...	**31**	**31**	...
		V	31	31	...	31	31	...
GROUP	84	**Tobacco Preparers and Products Makers**						
		Total	**158**	**158**	...	**29**	**29**	...
		IV	1	1	...	...	...	...
		V	157	157	...	29	29	...
FAMILY	842	**Cheroot, Cigar and Bidi Makers**						
		Total	**158**	**158**	...	**29**	**29**	...
		IV	1	1	...	...	...	...
		V	157	157	...	29	29	...

B-V—Occupational Classification by Sex of Persons at Work other than Cultivation—(Contd.)

Division, Group and Family		Category	Total Workers					
			Total			Urban		
			Persons	Males	Females	Persons	Males	Females
		1	2	3	4	5	6	7
			MAHE AREA (Contd.)					
GROUP	85	Craftsmen and Production Process Workers, n.e.c.						
		Total	6	5	1	3	2	1
		IV	3	2	1	2	1	1
		IX	3	3	...	1	1	...
	87	Stationary Engine and Excavating and Lifting Equipment Operators and Related Workers						
		Total	4	4	...	3	3	...
		V	1	1	...	1	1	...
		VIII	3	3	...	2	2	...
	89	Labourers, n.e.c.						
		Total	866	465	401	233	143	90
		III	48	22	26	42	16	26
		V	18	18	...	7	7	...
		VI	4	4	...	4	4	...
		VII	36	27	9	1	1	...
		VIII	6	6	...	5	5	...
		IX	754	388	366	174	110	64
FAMILY	899	Labourers, n.e.c.						
		Total	866	465	401	233	143	90
		III	48	22	26	42	16	26
		V	18	18	...	7	7	...
		VI	4	4	...	4	4	...
		VII	36	27	9	1	1	...
		VIII	6	6	...	5	5	...
		IX	754	388	366	174	110	64
*DIVISION	9	Service, Sport and Recreation Workers						
		Total	616	308	308	410	157	253
		III	1	1	...	...	...	...
		V	1	1	...	1	1	...
		VII	24	24	...	9	9	...
		VIII	1	1	...	1	1	...
		IX	589	281	308	399	146	253
GROUP	90	Fire Fighters, Policemen, Guards and Related Workers						
		Total	52	52	...	25	25	...
		III	1	1	...	...	...	...
		VII	3	3	...	...	...	...
		VIII	1	1	...	1	1	...
		IX	47	47	...	24	24	...

B-V—Occupational Classification by Sex of Persons at Work other than Cultivation—(Contd.)

Division, Group and Family Category			Total Workers					
			Total			Urban		
			Persons	Males	Females	Persons	Males	Females
1			2	3	4	5	6	7
		MAHE AREA (Contd.)						
FAMILY	901	Police Constables, Investigators and Related Workers						
		Total	**40**	**40**	...	**21**	**21**	...
		IX	40	40	...	21	21	...
	903	Watchmen and Chowkidars						
		Total	**10**	**10**	...	**2**	**2**	...
		III	1	1	...	...	...	...
		VII	3	3	...	...	...	...
		VIII	1	1	...	1	1	...
		IX	5	5	...	1	1	...
GROUP	91	House Keepers, Cooks, Maids and Related Workers						
		Total	**444**	**158**	**286**	**306**	**69**	**237**
		V	1	1	...	1	1	...
		VII	17	17	...	5	5	...
		IX	426	140	286	300	63	237
FAMILY	911	Cooks, Cook Bearers (Domestic and Institutional)						
		Total	**133**	**75**	**58**	**60**	**10**	**50**
		VII	12	12	...	...	...	...
		IX	121	63	58	60	10	50
	912	Butlers, Bearers, Waiters, Maids and other Servants (Domestic)						
		Total	**309**	**82**	**227**	**246**	**59**	**187**
		V	1	1	...	1	1	...
		VII	5	5	...	5	5	...
		IX	303	76	227	240	53	187
GROUP	92	Waiters, Bartenders and Related Workers						
		Total	**36**	**31**	**5**	**36**	**31**	**5**
		VII	4	4	...	4	4	...
		IX	32	27	5	32	27	5
FAMILY	920	Waiters, Bartenders and Related Workers (Institutional)						
		Total	**36**	**31**	**5**	**36**	**31**	**5**
		VII	4	4	...	4	4	...
		IX	32	27	5	32	27	5

B-V—Occupational Classification by Sex of Persons at Work other than Cultivation –(Contd.)

Division, Group and Family		Category	Total Workers					
			Total			Urban		
			Persons	Males	Females	Persons	Males	Females
		1	2	3	4	5	6	7
		MAHE AREA (Contd.)						
GROUP	93	Building Care—Takers, Cleaners and Related Workers						
		Total	24	13	11	16	7	9
		IX	24	13	11	16	7	9
FAMILY	931	Cleaners, Sweepers and Water men						
		Total	24	13	11	16	7	9
		IX	24	13	11	16	7	9
GROUP	94	Barbers, Hairdressers, Beauticians and Related Workers						
		Total	32	31	1	19	19	...
		IX	32	31	1	19	19	...
FAMILY	940	Barbers, Hair-dressers, Beauticians and Related Workers						
		Total	32	31	1	19	19	...
		IX	32	31	1	19	19	...
GROUP	95	Launderers, Dry Cleaners and Pressers						
		Total	23	18	5	4	2	2
		IX	23	18	5	4	2	2
FAMILY	950	Laundrymen, Washermen and Dhobies						
		Total	23	18	5	4	2	2
		IX	23	18	5	4	2	2
GROUP	96	Athletes, Sportsmen and Related Workers						
		Total	2	2	...	1	1	...
		IX	2	2	...	1	1	...
	97	Photographers and Related Camera Operators						
		Total	1	1	...	1	1	...
		IX	1	1	...	1	1	...
	99	Service, Sport and Recreation Workers, n.e.c.						
		Total	2	2	...	2	2	...
		IX	2	2	...	2	2	...

B-V—Occupational Classification by Sex of Persons at Work other than Cultivation—(Contd.)

Division, Group and Family	Category	Total Workers					
		Total			Urban		
		Persons	Males	Females	Persons	Males	Females
1		2	3	4	5	6	7
		MAHE AREA (Concld.)					
DIVISION X	**Workers not Classifiable by Occupation**						
	Total	**60**	**44**	**16**	**8**	**8**	...
	III	4	3	1	...	...	...
	IV	16	8	8	...	...	...
	V	5	5	...	...	...	...
	VI	1	1	...	...	...	...
	VII	11	9	2	3	3	...
	IX	23	18	5	5	5	...
GROUP X8	**Workers Reporting Occupations Unidentifiable or Unclassifiable**						
	Total	**53**	**37**	**16**	**1**	**1**	...
	III	4	3	1	...	...	...
	IV	16	8	8	...	...	...
	V	5	5	...	...	...	...
	VI	1	1	...	...	...	...
	VII	8	6	2	...	...	...
	IX	19	14	5	1	1	...
FAMILY X80	**Workers Reporting Occupations Unidentifiable or Unclassifiable**						
	Total	**53**	**37**	**16**	**1**	**1**	...
	III	4	3	1	...	...	...
	IV	16	8	8	...	...	...
	V	5	5	...	...	...	...
	VI	1	1	...	...	...	...
	VII	8	6	2	...	...	...
	IX	19	14	5	1	1	...
GROUP X9	**Workers not Reporting Occupations**						
	Total	**7**	**7**	...	**7**	**7**	...
	VII	3	3	...	3	3	...
	IX	4	4	...	4	4	...
FAMILY X90	**Workers not Reporting Occupations**						
	Total	**7**	**7**	...	**7**	**7**	...
	VII	3	3	...	3	3	...
	IX	4	4	...	4	4	...

B-V—Occupational Classification by Sex of Persons at Work other than Cultivation—(Contd.)

Division, Group and Family	Category	Total Workers		
		Total/Urban		
		Persons	Males	Females
1		2	3	4
	YANAM AREA			
ALL DIVISIONS				
	Total	2,203	1,506	697
	III	307	305	2
	IV	350	198	152
	V	86	84	2
	VI	23	20	3
	VII	277	156	121
	VIII	134	134	...
	IX	1,026	609	417
DIVISION 0	Professional, Technical and Related Workers			
	Total	89	76	13
	IV	3	3	...
	IX	86	73	13
GROUP 00	Architects, Engineers and Surveyors			
	Total	3	3	...
	IX	3	3	...
FAMILY 001	Civil Engineers (Including overseers)			
	Total	3	3	...
	IX	3	3	...
GROUP 02	Biologists, Veterinarians, Agronomists and Related Scientists			
	Total	3	3	...
	IX	3	3	...
FAMILY 023	Agronomists and Agricultural Scientists			
	Total	3	3	...
	IX	3	3	...
GROUP 03	Physicians, Surgeons and Dentists			
	Total	6	6	...
	IX	6	6	...
FAMILY 031	Physicians, Ayurvedic			
	Total	4	4	...
	IX	4	4	...
032	Physicians, Homeopathic			
	Total	1	1	...
	IX	1	1	...
FAMILY 039	Physicians, Surgeons and Dentists, n.e.c.			
	Total	1	1	...
	IX	1	1	...
GROUP 04	Nurses, Pharmacists and other Medical and Health Technicians			
	Total	10	8	2
	IX	10	8	2
FAMILY 040	Nurses			
	Total	6	4	2
	IX	6	4	2
042	Nursing Attendants and Related Workers			
	Total	2	2	...
	IX	2	2	...
045	Physiotherapists, Masseurs and Related Technicians			
	Total	1	1	...
	IX	1	1	...
046	Sanitation Technicians			
	Total	1	1	...
	IX	1	1	...
GROUP 05	Teachers			
	Total	44	34	10
	IX	44	34	10
FAMILY 050	Teachers, University			
	Total	1	1	...
	IX	1	1	...
051	Teachers, Secondary Schools			
	Total	10	8	2
	IX	10	8	2
052	Teachers, Middle and Primary Schools			
	Total	29	24	5
	IX	29	24	5
053	Teachers, Nursery and Kindergarten Schools			
	Total	1	...	1
	IX	1	...	1

B-V—Occupational Classification by Sex of Persons at Work other than Cultivation—(Contd.)

Division, Group and Family Category			Total Workers		
			Total	Urban	
			Persons	Males	Females
1			2	3	4
		YANAM AREA (Contd.)			
FAMILY	059	Teachers, n.e.c.			
		Total	3	1	2
		IX	3	1	2
GROUP	06	Jurists			
		Total	4	4	...
		IX	4	4	...
FAMILY	061	Legal Practitioners and Advisers			
		Total	3	3	...
		IX	3	3	...
	069	Jurists and Legal Technicians, n.e.c. (Including Petition Writers)			
		Total	1	1	...
		IX	1	1	...
GROUP	07	Social Scientists and Related Workers			
		Total	1	...	1
		IX	1	...	1
FAMILY	076	Labour and Social Welfare Workers			
		Total	1	...	1
		IX	1	...	1
GROUP	08	Artists, Writers and Related Workers			
		Total	6	6	...
		IV	3	3	...
		IX	3	3	...
FAMILY	082	Translators, Interpreters and Language Specialists			
		Total	1	1	...
		IX	1	1	...
	083	Painters, Decorators and Commercial Artists			
		Total	3	3	...
		IV	3	3	...
	086	Musicians and Related Workers			
		Total	2	2	...
		IX	2	2	...
GROUP	09	Draughtsmen and Science and Engineering Technicians, n.e.c.			
		Total	1	1	...
		IX	1	1	...

Division, Group and Family Category			Total Workers		
			Total	Urban	
			Persons	Males	Females
1			2	3	4
		YANAM AREA (Contd.)			
FAMILY	090	Draughtsmen			
		Total	1	1	...
		IX	1	1	...
GROUX	0X	Other Professional, Technical and Related Workers			
		Total	11	11	...
		IX	11	11	...
FAMILY	0X0	Ordained Religious Workers			
		Total	7	7	...
		IX	7	7	...
	0X1	Non-ordained Religious Workers			
		Total	4	4	...
		IX	4	4	...
DIVISION	1	Administrative, Executive and Managerial Workers			
		Total	33	31	2
		III	1	1	...
		V	1	1	...
		VI	2	2	...
		VII	3	3	...
		VIII	2	2	...
		IX	24	22	2
GROUP	10	Administrators and Executive Officials, Government			
		Total	11	10	1
		IX	11	10	1
FAMILY	100	Administrators and Executive Officials, Central Government			
		Total	2	2	...
		IX	2	2	...
	101	Administrators and Executive Officials, State Government			
		Total	6	5	1
		IX	6	5	1
	102	Administrators and Executive Officials, Local Bodies			
		Total	2	2	...
		IX	2	2	...

B-V—Occupational Classification by Sex of Persons at Work other than Cultivation—(Contd.)

Division, Group and Family Category			Total Workers Total/Urban Persons	Males	Females
1			2	3	4
		YANAM AREA (Contd.)			
FAMILY	104	Village Officials			
		Total	1	1	...
		IX	1	1	...
GROUP	11	Directors and Managers, Wholesale and Retail Trade			
		Total	3	3	...
		VII	3	3	...
FAMILY	110	Directors and Managers, Wholesale Trade			
		Total	1	1	...
		VII	1	1	...
	111	Directors and Managers, Retail Trade			
		Total	2	2	...
		VII	2	2	...
GROUP	13	Directors, Managers and Working Proprietors, Others			
		Total	19	18	1
		III	1	1	...
		V	1	1	...
		VI	2	2	...
		VIII	2	2	...
		IX	13	12	1
FAMILY	130	Directors, Managers and working Proprietors, Mining, Quarrying and well Drilling			
		Total	1	1	...
		III	1	1	...
	131	Directors, Managers and working Proprietors, Construction			
		Total	2	2	...
		VI	2	2	...
	133	Directors, Managers and working Proprietors, Manufacturing			
		Total	1	1	...
		V	1	1	...
	134	Directors, Managers and working Proprietors, Transport and Communication			
		Total	2	2	...
		VIII	2	2	...

Division, Group and Family Category			Total Workers Total/Urban Persons	Males	Females
1			2	3	4
		YANAM AREA (Contd.)			
FAMILY	135	Directors, Managers and working Proprietors, Recreation, Entertainment and Catering Services			
		Total	13	12	1
		IX	13	12	1
DIVISION	2	Clerical and Related Workers			
		Total	89	89	...
		V	3	3	...
		VII	10	10	...
		VIII	2	2	...
		IX	74	74	...
GROUP	20	Book-keepers and Cashiers			
		Total	4	4	...
		V	1	1	...
		VII	2	2	...
		IX	1	1	...
FAMILY	200	Book-keepers, Book-keeping and Accounts Clerks			
		Total	4	4	...
		V	1	1	...
		VII	2	2	...
		IX	1	1	...
GROUP	21	Stenographers and Typists			
		Total	3	3	...
		VII	1	1	...
		IX	2	2	...
FAMILY	210	Stenographers			
		Total	1	1	...
		VII	1	1	...
	211	Typists			
		Total	2	2	...
		IX	2	2	...
GROUP	28	Clerical Workers-Miscellaneous			
		Total	50	50	...
		V	2	2	...
		VII	5	5	...
		VIII	2	2	...
		IX	41	41	...

B-V—Occupational Classification by Sex of Persons at Work other than Cultivation—(Contd.)

Division, Group and Family	Category	Total Workers		
		Total/Urban		
		Persons	Males	Females
1		2	3	4
	YANAM AREA (Contd.)			
FAMILY 280	General and Other Ministerial Assistants and Clerks			
	Total	43	43	...
	V	1	1	...
	VII	5	5	...
	VIII	2	2	...
	IX	35	35	...
289	Miscellaneous Office Workers including Record keepers, Despatchers, Packers and Binders of Office Papers			
	Total	7	7	...
	V	1	1	...
	IX	6	6	...
GROUP 29	Unskilled Office Workers			
	Total	32	32	...
	VII	2	2	...
	IX	30	30	...
FAMILY 290	Office attendants, Ushers, Hallporters etc. n. e. c.			
	Total	32	32	...
	VII	2	2	...
	IX	30	30	...
*DIVISION 3	Sales Workers			
	Total	258	137	121
	V	5	4	1
	VII	251	131	120
	IX	2	2	...
GROUP 30	Working Proprietors, wholesale and Retail Trade			
	Total	198	120	78
	VII	198	120	78
FAMILY 300	Working Proprietors, Wholesale Trade			
	Total	12	12	...
	VII	12	12	...
301	Working Proprietors, Retail Trade			
	Total	186	108	78
	VII	186	108	78
GROUP 31	Insurance and Real Estate Salesmen, Salesmen of Securities and Services and Auctioneers			
	Total	2	2	...
	VII	2	2	...
32	Commercial Travellers and Manufacturers' Agents			
	Total	5	4	1
	V	5	4	1
FAMILY 321	Manufacturers' Agents			
	Total	5	4	1
	V	5	4	1
GROUP 33	Salesmen, Shop-Assistants and Related Workers			
	Total	53	11	42
	VII	51	9	42
	IX	2	2	...
FAMILY 330	Salesmen and Shop-Assistants, Wholesale and Retail Trade			
	Total	8	8	...
	VII	6	6	...
	IX	2	2	...
331	Hawkers, Pedlars and Street Vendors			
	Total	45	3	42
	VII	45	3	42
*DIVISION 4	Farmers, Fishermen, Hunters, Loggers and Related Workers			
	Total	389	364	25
	III	303	301	2
	IV	75	53	22
	V	1	...	1
	IX	10	10	...
GROUP 40	Farmers and Farm Managers			
	Total	15	15	...
	IV	15	15	...

B-V—Occupational Classification by Sex of Persons at Work other than Cultivation—(Contd.)

Division, Group and Family			Total Workers		
Category			Total Urban		
			Persons	Males	Females
1			2	3	4
YANAM AREA (Contd.)					
FAMILY	404	Farmers and Farm Managers, Animals, Birds and Insects Rearing			
		Total	**15**	**15**	...
		IV	15	15	...
GROUP	41	Farm Workers			
		Total	**79**	**56**	**23**
		III	8	8	...
		IV	60	38	22
		V	1	...	1
		IX	10	10	...
FAMILY	411	Farm Workers, Animals, Birds and Insects Rearing			
		Total	**60**	**38**	**22**
		IV	60	38	22
	412	Gardners (malis)			
		Total	**18**	**18**	...
		III	8	8	...
		IX	10	10	...
GROUP	43	Fishermen and Related Workers			
		Total	**295**	**293**	**2**
		III	295	293	2
FAMILY	431	Fishermen, Inland and Coastal Waters			
		Total	**294**	**292**	**2**
		III	294	292	2
DIVISION	5	Miners, Quarrymen and Related Workers			
		Total	**2**	**2**	...
		III	2	2	...
GROUP	50	Miners and Quarrymen			
		Total	**2**	**2**	...
		III	2	2	...
FAMILY	501	Quarrymen			
		Total	**2**	**2**	...
		III	2	2	...

Division, Group and Family			Total Workers		
Category			Total Urban		
			Persons	Males	Females
1			2	3	4
YANAM AREA (Contd.)					
*DIVISION	6	Workers in Transport and Communication Occupations			
		Total	**144**	**144**	...
		V	3	3	...
		VI	1	1	...
		VIII	129	129	...
		IX	11	11	...
GROUP	61	Deck and Engine-Room Ratings (Ship), Barge Crews and Boatmen			
		Total	**96**	**96**	...
		VIII	96	96	...
FAMILY	610	Deck Ratings (Ship), Barge Crews and Boatmen			
		Total	**96**	**96**	...
		VIII	96	96	...
GROUP	63	Drivers and Firemen, Railway Engine			
		Total	**3**	**3**	...
		VIII	3	3	...
FAMILY	630	Drivers			
		Total	**3**	**3**	...
		VIII	3	3	...
GROUP	64	Drivers, Road Transport			
		Total	**40**	**40**	...
		V	3	3	...
		VI	1	1	...
		VIII	25	25	...
		IX	11	11	...
FAMILY	641	Motor Vehicle and Motor Cycle Drivers			
		Total	**25**	**25**	...
		V	3	3	...
		VIII	11	11	...
		IX	11	11	...
	643	Animal Drawn Vehicle Drivers			
		Total	**11**	**11**	...
		VI	1	1	...
		VIII	10	10	...

B-V—Occupational Classification by Sex of Persons at Work other than Cultivation—(Contd.)

Division, Group and Family Category			Total Workers		
			Total/Urban		
			Persons	Males	Females
1			2	3	4
YANAM AREA (Contd.)					
FAMILY	649	Drivers, Road Transport, n. e. c. (including Palki and Doli Bearers)			
		Total	4	4	...
		VIII	4	4	...
GROUP	67	Telephone, Telegraph and Related Tele-Communication Operators			
		Total	1	1	...
		VIII	1	1	...
	68	Postmen and Messengers			
		Total	2	2	...
		VIII	2	2	...
FAMILY	680	Postmen			
		Total	2	2	...
		VIII	2	2	...
GROUP	69	Workers in Transport and Communication Occupations, n. e. c.			
		Total	2	2	...
		VIII	2	2	...
*DIVISION	7-8	Craftsmen, Production Process Workers and Labourers Not Elsewhere Classified			
		Total	1,027	559	468
		III	1	1	...
		IV	272	142	130
		V	69	69	...
		VI	19	17	2
		VII	13	12	1
		IX	653	318	335
GROUP	70	Spinners, Weavers, Knitters, Dyers and Related Workers			
		Total	141	30	111
		IV	141	30	111
FAMILY	704	Drawers and Weavers			
		Total	40	27	13
		IV	40	27	13
FAMILY	708	Carpet Makers and Finishers			
		Total	97	1	96
		IV	97	1	96
GROUP	71	Tailors, Cutters, Furriers, and Related workers			
		Total	32	32	...
		IV	17	17	...
		V	15	15	...
FAMILY	710	Tailors, Dress-Makers and Garment Makers			
		Total	32	32	...
		IV	17	17	...
		V	15	15	...
GROUP	72	Leather Cutters, Lasters and Sewers (Except Gloves and Garments) and Related Workers			
		Total	18	18	...
		IV	16	16	...
		V	2	2	...
FAMILY	720	Shoe Makers and Shoe Repairers			
		Total	18	18	...
		IV	16	16	...
		V	2	2	...
GROUP	73	Furnacemen, Rollers, Drawers, Moulders and Related Metal Making and Treating Wokers			
		Total	6	6	...
		IV	5	5	...
		V	1	1	...
FAMILY	733	Blacksmiths, Hammersmiths and Forgemen			
		Total	6	6	...
		IV	5	5	...
		V	1	1	...
GROUP	74	Precision Instrument Makers, Watch Makers, Jewellers and Related Workers			
		Total	22	22	...
		IV	18	18	...
		V	2	2	...
		VII	2	2	...

B-V—Occupational Classification by Sex of Persons at Work other than Cultivation—(Contd.)

Division, Group and Family	Category	Total Workers		
		Total, Urban		
		Persons	Males	Females
1		2	3	4
YANAM AREA (Contd.)				
FAMILY 741	Jewellers, Goldsmiths and Silversmiths			
	Total	20	20	...
	IV	18	18	...
	VII	2	2	...
GROUP 75	Tool-Makers, Machinists, Plumbers, Welders, Platers and Related workers			
	Total	22	22	...
	IV	9	9	...
	V	13	13	...
FAMILY 753	Mechanics—Repairmen (Except Electrical and Precision Instrument Repairmen)			
	Total	16	16	...
	IV	4	4	...
	V	12	12	...
GROUP 76	Electricians and Related Electrical and Electronics workers			
	Total	6	6	...
	VI	1	1	...
	IX	5	5	...
77	Carpenters, Joiners, Cabinet Makers, Coopers and Related Workers			
	Total	33	33	...
	IV	15	15	...
	V	18	18	...
FAMILY 770	Carpenters, Joiners, Pattern Makers (wood)			
	Total	27	27	...
	IV	14	14	...
	V	13	13	...
775	Cabinet Makers			
	Total	6	6	...
	IV	1	1	...
	V	5	5	...
GROUP 79	Bricklayers, Plasterers and Construction Workers, n. e. c.			
	Total	14	14	...
	VI	14	14	...
FAMILY 791	Bricklayers, Plasterers and Masons			
	Total	14	14	...
	VI	14	14	...
GROUP 81	Potters, Kilnmen, Glass and Clay Formers and Related Workers			
	Total	19	14	5
	IV	19	14	5
FAMILY 811	Potters and Related clay Formers			
	Total	19	14	5
	IV	19	14	5
GROUP 82	Millers, Bakers, Brewmasters and Related Food and Beverage Workers			
	Total	31	26	5
	IV	16	11	5
	V	13	13	...
	VII	2	2	...
FAMILY 821	Crushers and Pressers, Oil Seeds			
	Total	5	4	1
	IV	5	4	1
824	Bakers, Confectioners, Candy and Sweetmeat Makers			
	Total	11	8	3
	IV	8	5	3
	V	1	1	...
	VII	2	2	...
825	Makers of Aerated Water and Brewers			
	Total	11	10	1
	IV	3	2	1
	V	8	8	...
GROUP 84	Tobacco preparers and Products Makers			
	Total	2	2	...
	IV	2	2	...

B–V—Occupational Classification by Sex of Persons at Work other than Cultivation—(Contd.)

Division, Group and Family Category			Total Workers Total/Urban Persons	Males	Females
1			2	3	4
		YANAM AREA (Contd.)			
GROUP	85	Craftsmen, and Production Process Workers, n. e. c.			
		Total	15	6	9
		IV	14	5	9
		VII	1	1	...
FAMILY	859	Craftsmen and Production Process Workers, n. e. c.			
		Total	10	3	7
		IV	9	2	7
		VII	1	1	...
GROUP	86	Testers, Packers, Sorters and Related Workers			
		Total	1	1	...
		IX	1	1	...
	89	Labourers, n. e. c.			
		Total	665	327	338
		III	1	1	...
		V	5	5	...
		VI	4	2	2
		VII	8	7	1
		IX	647	312	335
FAMILY	890	Loaders and Unloaders			
		Total	9	9	...
		VII	7	7	...
		IX	2	2	...
	899	Labourers, n. e. c.			
		Total	656	318	338
		III	1	1	...
		V	5	5	...
		VI	4	2	2
		VII	1	...	1
		IX	645	310	335
*DIVISION	9	Service, Sport and Recreation Workers			
		Total	172	104	68
		V	4	4	...
		VI	1	...	1
		VIII	1	1	...
		IX	166	99	67

Division, Group and Family Category			Total Workers Total/Urban Persons	Males	Females
1			2	3	4
		YANAM AREA (Contd.)			
GROUP	90	Fire Fighters, Policemen, Guards and Related Workers			
		Total	36	36	...
		V	2	2	...
		IX	34	34	...
FAMILY	901	Police Constables, Investigators and Related Workers			
		Total	22	22	...
		IX	22	22	...
	903	Watchmen and Chowkidars			
		Total	13	13	...
		V	2	2	...
		IX	11	11	...
GROUP	91	House-Keepers, Cooks, Maids and Related Workers			
		Total	38	8	30
		VIII	1	1	...
		IX	37	7	30
FAMILY	910	House-Keepers, Matrons, Stewards (Domestic and Institutional)			
		Total	2	1	1
		IX	2	1	1
	911	Cooks, Cook-Bearers (Domestic and Institutional)			
		Total	14	5	9
		IX	14	5	9
	912	Butlers, Bearers, Waiters, Maids and other Servants (Domestic)			
		Total	21	2	19
		VIII	1	1	...
		IX	20	1	19
GROUP	92	Waiters, Bartenders and Related Workers			
		Total	16	16	...
		V	2	2	...
		IX	14	14	...

B-V—Occupational Classification by Sex of Persons at Work other than Cultivation—(Concld.)

Division, Group and Family Category			Total Workers Total/Urban Persons	Males	Females
1			2	3	4
YANAM AREA (Contd.)					
FAMILY	920	Waiters, Bartenders and Related Workers (Institutional)			
		Total	**16**	**16**	...
		V	2	2	...
		IX	14	14	...
GROUP	93	**Building Care-takers, Cleaners and Related Workers**			
		Total	**24**	**11**	**13**
		VI	1	...	1
		IX	23	11	12
FAMILY	930	Building Care-takers			
		Total	**4**	**4**	...
		IX	4	4	...
	931	Cleaners, Sweepers and Watermen			
		Total	**20**	**7**	**13**
		VI	1	...	1
		IX	19	7	12
GROUP	94	Barbers, Hairdressers, Beauticians and Related Workers			
		Total	**8**	**8**	...
		IX	8	8	...
YANAM AREA (Concld.)					
FAMILY	940	Barbers, Hairdressers, Beauticians and Related Workers			
		Total	**8**	**8**	...
		IX	8	8	...
GROUP	95	Launderers, Dry Cleaners and Pressers			
		Total	**47**	**22**	**25**
		IX	47	22	25
FAMILY	950	Laundrymen, Washermen and Dhobies			
		Total	**47**	**22**	**25**
		IX	47	22	25
GROUP	97	Photographers and Related Camera Operators			
		Total	**1**	**1**	...
		IX	1	1	...
	99	Service, Sport and Recreation Workers, n.e.c.			
		Total	**2**	**2**	...
		IX	2	2	...
FAMILY	999	Service, Sport and Recreation Workers, n.e.c.			
		Total	**2**	**2**	...
		IX	2	2	...

APPENDIX TO TABLE B—V

Note :—Families having less than 1% of the respective Division (less than 0.5% in case of Families of Division 7—8) have been shown in this Appendix.

Family	Description	Category	Total Workers			
			Total		Urban	
			Males	Females	Males	Females
	1		2	3	4	5
		PONDICHERRY STATE				
002	**Mechanical Engineers**					
		Total	**21**	...	**11**	...
		V	14	...	7	...
		VI	1	...	1	...
		IX	6	...	3	...
003	**Electrical Engineers**					
		Total	**16**	...	**13**	...
		V	4	...	3	...
		VI	3	...	2	...
		VII	1	...	1	...
		VIII	1	...	1	...
		IX	7	...	6	...
007	**Surveyors**					
		Total	**12**	**1**	**10**	**1**
		III	1	...	1	...
		VI	1	...	1	...
		IX	10	1	8	1
020	**Biologists and Animal Scientists**					
		Total	**5**	...	**4**	...
		IX	5	...	4	...
021	**Veterinarians**					
		Total	**21**	...	**6**	...
		III	2	...	...	...
		IX	19	...	6	...
023	**Agronomists and Agricultural Scientists**					
		Total	**12**	...	**8**	...
		III	9	...	5	...
		IX	3	...	3	...
029	**Biologists, Veterinarians, Agronomists and Related Scientists, n.e.c.**					
		Total	...	**1**	..	**1**
		IX	...	1	...	1
032	**Physicians, Homeopathic**					
		Total	**26**	...	**20**	...
		IX	26	...	20	...
033	**Physicians, Other**					
		Total	**18**	**2**	**12**	**1**
		IX	18	2	12	1
035	**Dentists**					
		Total	**5**	...	**4**	...
		IX	5	...	4	...
039	**Physicians, Surgeons and Dentists, n.e.c.**					
		Total	**37**	**1**	**10**	**1**
		IX	37	1	10	1

APPENDIX TO TABLE B—V—(Contd.)

Family	Description	Category	Total Workers			
			Total		Urban	
			Males	Females	Males	Females
	1		2	3	4	5
		PONDICHERRY STATE (Contd.)				
043	**Pharmacists and Pharmaceutical Technicians**					
		Total	**21**	**2**	**11**	**1**
		V	21	2	11	1
044	**Vaccinators**					
		Total	**5**	...	**1**	...
		IX	5	...	1	...
045	**Physiotherapists, Masseurs and Related Technicians**					
		Total	**2**	...	**2**	...
		IX	2	...	2	...
046	**Sanitation Technicians**					
		Total	**11**	...	**6**	...
		IX	11	...	6	...
047	**Optometrists and Opticians**					
		Total	**3**	...	**2**	...
		VII	3	...	2	...
049	**Medical and Health Technicians, n.e.c. excluding Laboratory Assistants**					
		Total	**4**	**1**	**2**	**1**
		VIII	1	...	1	...
		IX	3	1	1	1
053	**Teachers, Nursery and Kindergarten Schools**					
		Total	**5**	**5**	**3**	**4**
		IX	5	5	3	4
060	**Judges and Magistrates**					
		Total	**15**	...	**13**	...
		IX	15	...	13	...
061	**Legal Practitioners and Advisers**					
		Total	**33**	...	**32**	...
		IX	33	...	32	...
062	**Law Assistants**					
		Total	**2**	...	**2**	...
		IX	2	...	2	...
069	**Jurists and Legal Technicians, n. e. c. (including Petition Writers)**					
		Total	**23**	**1**	**21**	**1**
		IX	23	1	21	1
071	**Accountants and Auditors**					
		Total	**34**	**1**	**31**	**1**
		V	3	...	3	...
		VI	4	...	4	...
		VII	5	...	4	...
		IX	22	1	20	1
072	**Statisticians and Actuaries**					
		Total	**5**	...	**3**	...
		IX	5	...	3	...

APPENDIX TO TABLE B—V—(Contd.)

Family	Description	Category	Total Workers			
			Total		Urban	
			Males	Females	Males	Females
	1		2	3	4	5
		PONDICHERRY STATE (Contd.)				
077	Sociologists and Anthropologists					
		Total	...	1	...	1
		IX	...	1	...	1
078	Historians, Archeologists, Political Scientists and Related Workers					
		Total	1	...	...	...
		IX	1	...	...	...
079	Social Scientists and Related Workers, n.e.c.					
		Total	6	...	6	...
		IX	6	...	6	...
080	Authors					
		Total	4	...	1	...
		IV	4	...	1	...
081	Editors, Journalists and Related Workers					
		Total	21	...	18	...
		V	3	...	3	...
		VIII	1	...	1	...
		IX	17	...	14	...
082	Translators, Interpreters and Language Specialists					
		Total	34	1	27	1
		IX	34	1	27	1
084	Sculptors and Modellers					
		Total	1	...	...	...
		V	1	...	...	...
085	Actors and Related Workers					
		Total	5	...	1	...
		IX	5	...	1	...
087	Dancers and Related Workers					
		Total	7	2	2	2
		IX	7	2	2	2
089	Artists, Writers and Related Workers, n.e.c.					
		Total	3	...	3	...
		IX	3	...	3	...
090	Draughtsmen					
		Total	19	1	14	...
		V	2	1	1	...
		VI	8	...	7	...
		IX	9	...	6	...
091	Laboratory Assistants					
		Total	18	1	12	1
		V	2	...	...	...
		IX	16	1	12	1
099	Science and Engineering Technicians, n.e.c.					
		Total	7	...	6	...
		V	1	...	1	...
		IX	6	...	5	...

APPENDIX TO TABLE B—V—(Contd.)

Family Description	Category	Total Workers			
		Total		Urban	
		Males	Females	Males	Females
1		2	3	4	5
	PONDICHERRY STATE (Contd.)				
0X1	**Non-ordained Religious Workers**				
	Total	**14**	...	**4**	...
	IX	14	...	4	...
0X3	**Librarians, Archivists and Related Workers**				
	Total	**12**	**6**	**9**	**6**
	VII	1	...	1	...
	IX	11	6	8	6
0X9	**Other Professional, Technical and Related Workers, n.e.c.**				
	Total	**25**	**7**	**15**	...
	IV	4	7	...	...
	V	19	...	14	...
	IX	2	...	1	...
103	**Administrators and Executive Officials, Quasi-Government**				
	Total	**5**	...	**2**	...
	IX	5	...	2	...
109	**Administrators and Executive Officials, Government, n.e.c.**				
	Total	**3**	...	**1**	...
	IX	3	...	1	...
110	**Directors and Managers, Wholesale Trade**				
	Total	**12**	...	**7**	...
	VII	12	...	7	...
120	**Directors, Managers and Working Proprietors, Banks**				
	Total	**12**	...	**12**	...
	VII	12	...	12	...
121	**Directors, Managers and Working Propriteors, Insurance**				
	Total	**2**	...	**2**	...
	VII	2	...	2	...
132	**Directors, Managers and Working Proprietors, Electricity, Gas, Water and Sanitary**				
	Total	**1**	...	**1**	...
	IX	1	...	1	...
202	**Ticket Sellers, Ticket Inspectors including ushers and Ticket Collectors (excluding those on moving Transport)**				
	Total	**24**	**13**	**2**	**13**
	VIII	3	...	...	...
	IX	21	13	2	13
210	**Stenographers**				
	Total	**28**	**7**	**22**	**7**
	V	2	2	1	2
	VII	2	...	2	...
	VIII	1	...	1	...
	IX	23	5	18	5
220	**Computing Clerks and Calculating Machine Operators**				
	Total	**1**	...	**1**	...
	V	1	...	1	...

APPENDIX TO TABLE B—V—(Contd.)

Family	Description	Category	Total Workers			
			Total		Urban	
			Male	Females	Males	Females
	1		2	3	4	5
		PONDICHERRY STATE (Contd.)				
221	Punch Card Machine Operators					
		Total	4	...	3	...
		V	1	...	...	...
		VI	2	...	2	...
		IX	1	...	1	...
229	Office Machine Operators, n. e. c.					
		Total	1	...	1	...
		V	1	...	1	...
310	Agents and Salesmen, Insurance					
		Total	20	1	13	1
		VII	20	1	13	1
311	Agents, Brokers and Salesmen, Real Estate					
		Total	7	...	2	...
		VII	7	...	2	...
313	Auctioneers					
		Total	4	...	1	...
		VII	4	...	1	...
314	Valuers and Appraisers					
		Total	5	...	3	...
		VII	5	...	3	...
319	Insurance and Real Estate Salesmen, Salesmen of Scurities and Services and Auctioneers, n.e.c.					
		Total	103	2	57	2
		VII	103	2	57	2
329	Commercial Travellers and Manufacturers' Agents, n. e. c.					
		Total	2	...	2	...
		VII	2	...	2	...
339	Salesmen, Shop Assistants and Related Workers, n. e. c.					
		Total	17	...	2	...
		IV	1	...	...	...
		V	1	...	1	...
		VII	15	...	1	...
340	Money-Lenders (Including Indigenous Bankers)					
		Total	30	1	4	...
		VII	30	1	4	...
341	Pawn-Brokers					
		Total	1	...	...	...
		VII	1	...	...	...
403	Planters and Plantation Managers					
		Total	62	...	...	...
		III	62	...	...	...
404	Farmers and Farm Managers, Animals, Birds and Insects Rearing					
		Total	30	5	16	1
		III	14	2	1	...
		IV	16	3	15	1
409	Farmers and Farm Managers, n. e. c.					
		Total	24	...	...	...
		III	24	...	...	...

APPENDIX TO TABLE B—V—(Contd.)

Family	Description	Category	Total Workers			
			Total		Urban	
			Males	Females	Males	Females
	1		2	3	4	5
		PONDICHERRY STATE (Contd.)				
410	**Farm Machinery Operators**					
		Total	2	...	...	...
		III	1	...	...	...
		V	1	...	...	...
419	**Farm-Workers, n. e. c.**					
		Total	**7**	**25**	**...**	**4**
		III	5	25	...	4
		IV	2	...	...	...
420	**Hunters**					
		Total	8	...	...	...
		III	8	...	...	...
421	**Trappers**					
		Total	7	...	4	...
		III	7	...	4	...
429	**Hunters and Related Workers, n. e. c.**					
		Total	**1**	**...**	**...**	**...**
		III	1	...	...	...
432	**Conch and Shell Gatherers, Sponge and Pearl Divers**					
		Total	**...**	**1**	**...**	**...**
		III	...	1	...	...
440	**Forest Rangers and Related Workers**					
		Total	**6**	**1**	**...**	**...**
		III	6	1	...	...
441	**Harvesters and Gatherers of Forest Products Including lac (except logs)**					
		Total	**3**	**1**	**...**	**...**
		III	3	1	...	...
442	**Log Fellers and Wood Cutters**					
		Total	**48**	**...**	**9**	**...**
		III	48	...	9	...
443	**Charcoal Burners and Forest Product Processers**					
		Total	**2**	**...**	**1**	**...**
		IV	1	...	...	...
		V	1	...	1	...
449	**Loggers and Other Forestry Workers, n. e. c.**					
		Total	**...**	**2**	**...**	**...**
		III	...	2	...	...
600	**Deck Officers and Pilots, Ship**					
		Total	**1**	**...**	**1**	**...**
		VIII	1	...	1	...
601	**Ship Engineers**					
		Total	**4**	**...**	**...**	**...**
		VIII	4	...	...	...
611	**Engine-Room Ratings, Firemen and Oilers, Ship**					
		Total	**3**	**...**	**1**	**...**
		VIII	3	...	1	...

APPENDIX TO TABLE B—V—(Contd.)

Family	Description	Category	Total Workers			
			Total		Urban	
			Males	Females	Males	Females
	1		2	3	4	5
		PONDICHERRY STATE (Contd.)				
630	**Drivers**					
		Total	13	...	8	...
		VIII	13	...	8	...
631	**Firemen**					
		Total	1	...	1	...
		VIII	1	...	1	...
640	**TramCar Drivers**					
		Total	3	...	2	...
		VIII	3	...	2	...
650	**Conductors**					
		Total	1	...	...	...
		VIII	1	...	...	...
651	**Guards**					
		Total	5	...	4	...
		VIII	5	...	4	...
660	**Inspectors, Supervisors and Station Masters**					
		Total	13	...	7	...
		VIII	13	...	7	...
662	**Signalmen and Pointsmen**					
		Total	13	...	5	...
		VIII	13	...	5	...
670	**Telephone Operators**					
		Total	24	3	18	2
		V	...	3	...	2
		VIII	22	...	17	...
		IX	2	...	1	...
671	**Telegraphists and Signallers**					
		Total	2	...	1	...
		VIII	2	...	1	...
672	**Radio Communication and Wireless Operators**					
		Total	6	...	3	...
		IX	6	...	3	...
681	**Messengers (Including Dak Peons)**					
		Total	16	1	7	...
		VII	1	...	1	...
		VIII	15	...	6	...
		IX	...	1	...	...
690	**Ticket Sellers, Ticket Inspectors including Ushers and Ticket Collectors on moving Transport**					
		Total	11	...	4	...
		VIII	11	...	4	...
692	**Workers in Transport Occupations, n.e.c.**					
		Total	6	...	3	...
		VIII	6	...	3	...

APPENDIX TO TABLE B—V—(Contd.)

Family	Description	Category	Total Workers			
			Total		Urban	
			Males	Females	Males	Females
	1		2	3	4	5
		PONDICHERRY STATE (Contd.)				
700	**Fibre Preparers, Ginners, Cleaners, Scourers, etc.**					
		Total	**51**	**18**	**10**	**1**
		IV	2	3	2	1
		V		15	8	...
703	**Warpers and Sizers**					
		Total	**133**	**7**	**34**	**1**
		IV	3	2	...	...
		V	130	5	34	1
705	**Pattern Card Preparers**					
		Total	**33**	...	**15**	...
		IV	1	...	1	...
		V	32	...	14	...
706	**Bleachers, Dyers and Finishers (Excluding Printers)**					
		Total	**103**	...	**4**	...
		IV	2	...	...	...
		V	101	...	4	...
707	**Knitters and Lace Makers**					
		Total	**23**	**1**	**1**	...
		V	23	1	1	...
712	**Furriers**					
		Total	**1**	...	**1**	...
		V	1	...	1	...
713	**Upholsterers and Related Workers**					
		Total	**13**	**2**	...	...
		IV	4	2	...	...
		V	9	...	...	...
715	**Sewers, Embroiderers and Darners, Textile and Fur Products**					
		Total	**9**	**72**	**4**	**15**
		IV	1	42	...	1
		V	8	30	4	14
719	**Tailors, Cutters, Furriers and Related Workers, n.e.c.**					
		Total	**44**	...	**19**	...
		IV	2	...	1	...
		V	41	...	17	...
		VII	1	...	1	...
721	**Cutters, Lasters, Sewers, Footwear and Related Workers**					
		Total	...	**1**	...	...
		V	...	1	...	...
729	**Leather Cutters, Lasters and Sewers (Except Gloves and Garments) and Related Workers, n.e.c.**					
		Total	**6**	**1**	**1**	...
		IV	1	...	1	...
		V	5	1	...	...
730	**Furnacemen, Metal**					
		Total	**17**	**2**	**14**	...
		IV	...	2	...	...
		V	13	...	11	...
		VI	3	...	2	...
		VIII	1	...	1	...

APPENDIX TO TABLE B—V—(Contd.)

Family	Description	Category	Total Workers			
			Total		Urban	
			Males	Females	Males	Females
	1		2	3	4	5
		PONDICHERRY STATE (Contd.)				
731	Annealers, Temperers and Related Heat Treaters					
		Total	**2**	...	...	...
		IV	2	...	...	...
732	Rolling Mill Operators, Metal					
		Total	**10**	...	**5**	...
		V	10	...	5	...
734	Moulders and Coremakers					
		Total	**35**	...	**8**	...
		IV	2	...	1	...
		V	32	...	7	...
		VI	1	...	...	...
735	Metal Drawers and Extruders					
		Total	**3**	...	**3**	...
		V	3	...	3	...
740	Precision instrument Makers, Watch and Clock Makers and Repairmen					
		Total	**77**	...	**45**	...
		IV	3	...	2	...
		V	71	...	41	...
		VII	3	...	2	...
742	Jewellery Engravers					
		Total	**11**	...	**9**	...
		V	10	...	8	...
		VII	1	...	1	...
750	Fitter-Mechanists, Tool-makers and Machine Tool Setters					
		Total	**38**	...	**12**	...
		IV	1	...	...	...
		V	36	...	12	...
		VIII	1	...	...	...
751	Machine Tool Operators					
		Total	**84**	**2**	**29**	**2**
		IV	4	...	...	...
		V	76	1	25	1
		IX	4	1	4	1
752	Fitter-Assemblers and Machine Erectors (Except Eectrical and Precision Instrument Fitter-Assemblers)					
		Total	**147**	...	**19**	...
		IV	4	...	...	...
		V	131	...	18	...
		VI	7	...	...	...
		VIII	5	...	1	...
755	Plumbers and Pipe Fitters					
		Total	**32**	...	**7**	...
		III	1	...	...	...
		V	4	...	...	...
		VI	27	...	7	...

APPENDIX TO TABLE B—V—(Contd.)

Family	Description	Category	Total Workers			
			Total		Urban	
			Males	Females	Males	Females
	1		2	3	4	5
		PONDICHERRY STATE (Contd.)				
756	**Welders and Flame Cutters**					
		Total	**29**	...	**14**	...
		V	28	...	14	...
		VI	1	...	..	...
757	**Metalplate and Structural Metal Workers**					
		Total	**3**	...	**2**	...
		V	3	...	2	...
758	**Electro-platers, Dipplaters and Related Workers**					
		Total	**31**	...	**19**	...
		IV	2	...	...	...
		V	29	...	19	...
759	**Tool-Makers, Machinists, Plumbers, Welders, Platters and Related Workers, n.e.c. (including metal-engravers other than printing)**					
		Total	**26**	**1**	**3**	...
		IV	1	...	...	...
		V	25	1	**3**	...
761	**Electrical and Electronics Fitters**					
		Total	**13**	...	**7**	...
		V	6	...	2	...
		VIII	1	...	...	...
		IX	6	...	5	...
762	**Mechanics-Repairmen, Radio and Television**					
		Total	**21**	**1**	**15**	**1**
		IV	2	1	1	1
		V	12	...	9	...
		VII	5	...	4	...
		IX	**2**	...	1	...
763	**Installers and Repairmen, Telephone and Telegraph**					
		Total	**1**	...	...	...
		VI	1	...	...	...
764	**Linemen and Cable Jointers**					
		Total	**130**	...	**25**	...
		VI	32	...	2	...
		IX	98	...	23	...
769	**Electricians and Related Electrical and Electronics Workers, n.e.c.**					
		Total	**69**	4	40	**4**
		III	1	...	1	...
		V	2	3	2	3
		VI	6	...	3	...
		IX	60	1	34	1
771	**Shipwrights and Body Builders (Wood)**					
		Total	**1**	...	**1**	...
		V	1	...	1	...
772	**Sawyers and Wood Working Machinists**					
		Total	**103**	...	**7**	...
		IV	7	...	...	...
		V	96	...	7	...

APPENDIX TO TABLE B—V—(Contd.)

Family	Category	Total Workers			
		Total		Urban	
	Description	Males	Females	Males	Females
	1	2	3	4	5
		PONDICHERRY STATE (Contd.)			
773	**Coach and Body Builders**				
	Total	**4**	...	...	...
	IV	3	...	...	...
	V	1	...	...	...
775	**Cabinet Makers**				
	Total	**12**	...	**8**	...
	IV	1	...	1	...
	V	11	...	7	...
779	**Carpenters, Joiners, Cabinet Makers, Cooper and Related Workers, n.e.c.**				
	Total	**67**	3	7	2
	IV	15	3	3	2
	V	51	...	4	...
	VI	1	...	...	...
790	**Stone Cutters, Stone Carvers and Stone Dressers**				
	Total	**26**	**51**	**16**	13
	IV	4	1	...	...
	V	5	...	...	...
	VI	17	50	16	13
792	**Glaziers**				
	Total	**2**	...	**1**	...
	V	1	...	1	...
	VII	1	...	...	...
793	**Cement Finishers and Terrazzo and Mosaic Workers**				
	Total	**4**	...	**3**	...
	V	1	...	...	...
	VI	3	...	3	...
794	**Hut Builders and Thatchers**				
	Total	**101**	...	**30**	...
	VI	101	...	30	...
795	**Well Diggers**				
	Total	**21**	...	3	...
	VI	21	...	3	...
799	**Bricklayers, Plasterers and Construction Workers, n.e.c.**				
	Total	**101**	1	**18**	...
	VI	101	1	18	...
800	**Type-setting machine Operators**				
	Total	**1**	...	**1**	...
	V	1	...	1	...
801	**Compositors**				
	Total	**128**	**2**	**54**	**1**
	IV	...	1	...	...
	V	128	1	54	1
802	**Proof-Readers and Copy Holders**				
	Total	**4**	...	**2**	...
	IV	1	...	...	...
	V	3	...	2	...

APPENDIX TO TABLE B—V—(Contd.)

Family	Category	Total Workers			
		Total		Urban	
	Description	Males	Females	Males	Females
1		2	3	4	5
	PONDICHERRY STATE (Contd.)				
803	**Printers (Paper)**				
	Total	**18**	...	**3**	...
	V	18	...	3	...
804	**Printers (Textile)**				
	Total	**5**	...	**4**	...
	V	5	...	4	...
808	**Book-Binders**				
	Total	**30**	**3**	**18**	**3**
	V	30	3	18	3
809	**Compositers, Printers, Engravers, Book-Binders and Related Workers, *n. e. c.***				
	Total	**18**	**1**	**1**	...
	IV	1	...	1	...
	V	17	1	...	...
810	**Furnacemen, Kilnmen and ovenmen**				
	Total	**22**	**18**	...	...
	IV	2	2	...	...
	V	20	16	...	...
813	**Moulders and Pressers, Glass**				
	Total	**4**	...	**3**	...
	IV	**2**	...	**2**	...
	V	2	...	1	...
814	**Grinders, Cutters, Decorators and Finishers**				
	Total	3	...	**1**	...
	IV	1	...	...	...
	V	2	...	1	...
815	**Pulverisors, and Mixers, Cement, Clay and other Ceramics**				
	Total	...	3	...	**3**
	IV	...	3	...	3
821	**Crushers and Pressers, Oil Seeds**				
	Total	**59**	**12**	**16**	**5**
	IV	37	9	7	2
	V	22	3	9	3
822	**Dairy Workers (Non-Farm)**				
	Total	**2**	**11**	**2**	...
	IV	1	11	1	...
	V	1	...	1	...
823	**Khandsari, Sugar and Gur Makers**				
	Total	**152**	**1**	...	...
	IV	76	1	...	...
	V	76	...	...	...
825	**Makers of Aerated Water and Brewers**				
	Total	**120**	**3**	**69**	**2**
	IV	20	3	4	2
	V	100	...	65	...
826	**Food Canners, Preservers and Related Workers**				
	Total	...	**134**	...	...
	IV	...	134	...	...

APPENDIX TO TABLE B—V—(Contd.)

Family	Description	Category	Total Workers			
			Total		Urban	
			Males	Females	Males	Females
	1		2	3	4	5
		PONDICHERRY STATE (Contd.)				
827	**Butchers**					
		Total	**112**	**4**	**57**	**2**
		V	71	1	41	1
		VII	41	3	16	1
828	**Coffee and Tea Blenders and Related Workers**					
		Total	**23**	**1**	**2**	...
		IV	1	1	...	...
		V	22	...	2	...
829	**Millers, Bakers, Brew masters and Related Food and Beverage Workers, n.e.c.**					
		Total	**8**	**4**	**5**	...
		IV	...	4	...	...
		V	8	...	5	...
830	**Batch and Continuous Still Operators**					
		Total	**8**	**7**	**2**	...
		IV	5	7	...	...
		V	3	...	2	...
831	**Cookers, Roasters and other Heat Treaters, Chemical and Related Processes**					
		Total	**20**	...	**5**	...
		V	20	...	5	...
832	**Crushers, Millers and Calenderers, Chemical and Related Processes**					
		Total	...	**1**	...	...
		IV	...	1	...	...
333	**Paper Pulp Preparers**					
		Total	**2**	...	**2**	...
		V	2	...	2	...
834	**Paper Makers**					
		Total	**2**	...	...	...
		V	2	...	...	...
839	**Chemical and Related Process Workers, n. e. c.**					
		Total	**37**	...	**6**	...
		V	37	...	6	...
841	**Cigarette Machine Operators**					
		Total	**1**	...	**1**	...
		V	1	...	1	...
851	**Tyre Builders, Vulcanisers and Related Rubber Products Makers**					
		Total	**7**	...	**4**	...
		IV	1	...	1	...
		V	6	...	3	...
852	**Plastics Products Makers**					
		Total	**1**	...	...	...
		V	1	...	...	...
853	**Tanners, Fellmongers, Pelt Dressers and Related workers**					
		Total	**30**	**22**	**4**	...
		IV	12	20	1	...
		V	18	2	3	...

APPENDIX TO TABLE B—V—(Contd.)

Family	Description	Category	Total Workers			
			Total		Urban	
			Males	Females	Males	Females
	1		2	3	4	5
		PONDICHERRY STATE (Contd.)				
854	Photographic Dark Room workers					
		Total	4	...	...	...
		IX	4	...	...	...
855	Makers of Musical Instruments and Related Workers					
		Total	2	...	2	...
		IV	1	...	1	...
		V	1	...	1	...
856	Paper Products Makers					
		Total	4	...	...	...
		IV	4	...	...	...
859	Craftsmen and Production Process Workers, n.e.c.					
		Total	81	88	43	67
		IV	40	74	28	61
		V	7	1	3	1
		VII	21	9	6	4
		IX	13	4	6	1
860	Checkers, Testers, Sorters, Weighers and Counters					
		Total	5	...	2	...
		V	2	...	...	...
		VI	2	...	2	...
		VII	1	...	...	...
861	Packers, Labellers and Related Workers					
		Total	37	...	5	...
		IV	5	...	...	...
		V	26	...	...	...
		VII	1	...	1	...
		VIII	2	...	2	...
		IX	3	...	2	...
870	Operators, Stationary Engines and Related Equipment					
		Total	158	...	10	...
		III	92	...	1	...
		V	54	...	7	...
		VI	2	...	...	...
		VIII	3	...	1	...
		IX	7	...	1	...
871	Boilermen and Firemen					
		Total	66	4	4	...
		V	65	4	3	...
		VIII	1	...	1	...
872	Crane and Hoist Operators					
		Total	1	...	...	...
		V	1	...	...	...
874	Operators of Earth-moving and other Construction Machinery, n.e.c.					
		Total	16	...	1	...
		III	5	...	...	...
		VI	11	...	1	...

APPENDIX TO TABLE B—V—(Contd.)

Family	Description	Category	Total Workers			
			Total		Urban	
			Males	Females	Males	Females
	1		2	3	4	5
		PONDICHERRY STATE (Contd.)				
876	**Oilers and Greasers, Stationary Engines, Motor Vehicles and Related Equipment**					
		Total	**157**	**1**	**18**	...
		V	95	1	8	...
		VIII	58	...	8	...
		IX	4	...	2	...
879	**Stationary Engine and Excavating and Lifting Equipment Operators and Related Workers, n.e.c.**					
		Total	**5**	...	**2**	...
		V	2	...	...	...
		VI	1	...	1	...
		IX	2	...	1	...
890	**Loaders and Unloaders**					
		Total	**40**	**2**	**29**	...
		V	2	...	1	...
		VI	4	...	...	...
		VII	11	...	8	...
		IX	23	2	20	...
900	**Fire-Fighters and Related Workers**					
		Total	**14**	**1**	**6**	...
		V	6	...	...	...
		IX	8	1	6	...
902	**Customs Examiners, Patrollers and Related Workers**					
		Total	**48**	...	**23**	...
		IX	48	...	23	...
910	**House Keepers, Matrons, Stewards (Domestic and Institutional)**					
		Total	**14**	**4**	**9**	**4**
		V	2	...	2	...
		IX	12	4	7	4
913	**Ayas, Nurse-maids**					
		Total	**3**	**45**	**3**	**21**
		IX	3	45	3	21
919	**House Keepers, Cooks, Maids and Related Workers, n.e.c.**					
		Total	**1**	...	**1**	...
		IX	1	...	1	...
930	**Building Care-takers**					
		Total	**27**	**1**	**5**	...
		VI	11	...	...	...
		IX	16	1	5	...
951	**Dry-Cleaners and Pressers**					
		Total	**65**	...	**19**	...
		IX	65	...	19	...
960	**Athletes, Sportsmen and Related Workers**					
		Total	**6**	...	**5**	...
		IX	6	...	5	...
970	**Movie Camera Operators**					
		Total	**2**	...	**1**	...
		IX	2	...	1	...

APPENDIX TO TABLE B—V—(Contd.)

Family	Description	Category	Total Workers			
			Total		Urban	
			Males	Females	Males	Females
	1		2	3	4	5
		PONDICHERRY STATE (Concld.)				
979	**Other Photographers**					
		Total	**28**	**3**	**25**	**3**
		V	2	...	2	...
		IX	26	3	23	3
990	**Embalmers and Undertakers**					
		Total	**11**	**2**	...	**1**
		IX	11	2	...	1
999	**Service, Sport and Recreation Workers, n. e. c.**					
		Total	**38**	**3**	**25**	**3**
		IX	38	3	25	3
		PONDICHERRY AREA				
002	**Mechanical Engineers**					
		Total	**19**	...	**9**	...
		V	13	...	6	...
		VI	1	...	1	...
		IX	5	...	2	...
003	**Electrical Engineers**					
		Total	**12**	...	**9**	...
		V	3	...	2	...
		VI	2	...	1	...
		VIII	1	...	1	...
		IX	6	...	5	...
007	**Surveyors**					
		Total	**9**	**1**	**7**	**1**
		III	1	...	1	...
		IX	8	1	6	1
020	**Biologists and Animal Scientists**					
		Total	**5**	...	**4**	...
		IX	5	...	4	...
021	**Veterinarians**					
		Total	**10**	...	**2**	...
		III	2	...	...	...
		IX	8	...	2	...
023	**Agronomists and Agricultural Scientists**					
		Total	**7**	...	**5**	...
		III	7	...	5	...
029	**Biologists, Veterinarians, Agronomists and Related Scientists, n.e.c.**					
		Total	...	**1**	...	**1**
		IX	...	1	...	1
032	**Physicians, Homeopathic**					
		Total	**13**	...	**10**	...
		IX	13	...	10	...
033	**Physicians, Other**					
		Total	**6**	1	**4**	**1**
		IX	6	1	4	1

APPENDIX TO TABLE B—V—(Contd.)

Family	Description	Category	Total Workers			
			Total		Urban	
			Males	Females	Males	Females
	1		2	3	4	5
		PONDICHERRY AREA (Contd.)				
035	Dentists					
		Total	**4**	...	**4**	...
		IX	4	...	4	...
039	Physicians, Surgeons and Dentists, n.e.c.					
		Total	**10**	**1**	**9**	**1**
		IX	10	1	9	1
043	Pharmacists and Pharmaceutical Technicians					
		Total	**20**	**2**	**10**	**1**
		V	20	2	10	1
044	Vaccinators					
		Total	**5**	...	**1**	...
		IX	5	...	1	...
045	Physiotherapists, Masseurs and Related Technicians					
		Total	**1**	...	**1**	...
		IX	1	...	1	...
046	Sanitation Technicians					
		Total	**3**	...	**2**	...
		IX	3	...	2	...
047	Optometrists and Opticians					
		Total	**1**	...	...	...
		VII	1	...	...	...
049	Medical and Health Technicians, n.e.c. (excluding Laboratory Assistants)					
		Total	**4**	**1**	**2**	**1**
		VIII	1	...	1	...
		IX	3	1	1	1
051	Teachers, Secondary Schools					
		Total	**18**	**1**	**9**	**1**
		IX	18	1	9	1
053	Teachers, Nursery and Kindergarten Schools					
		Total	**2**	**2**	**1**	**1**
		IX	2	2	1	1
060	Judges and Magistrates					
		Total	**8**	...	**6**	...
		IX	8	...	6	...
061	Legal Practitioners and Advisers					
		Total	**21**	...	**20**	...
		IX	21	...	20	...
062	Law Assistants					
		Total	**2**	...	**2**	...
		IX	2	...	2	...
069	Jurists and Legal Technicians, n.e.c. (including Petition Writers)					
		Total	**8**	...	**7**	...
		IX	8	...	7	...
072	Statisticians and Actuaries					
		Total	**4**	...	**3**	...
		IX	4	...	3	...

APPENDIX TO TABLE B—V—(Contd.)

Family	Description	Category	Total Workers			
			Total		Urban	
			Males	Females	Males	Females
	1		2	3	4	5
		PONDICHERRY AREA (Contd.)				
076	Labour and Social welfare Workers					
		Total	14	12	8	8
		V	2	...	1	...
		IX	12	12	7	8
077	Sociologists and Anthropologists					
		Total	...	1	...	1
		IX	...	1	...	1
079	Social Scientists and Related Workers, n.e.c.					
		Total	6	...	6	...
		IX	6	...	6	...
080	Authors					
		Total	3	...	1	...
		IX	3	...	1	...
081	Editors, Journalists and Related Workers					
		Total	13	...	12	...
		V	2	...	2	...
		VIII	1	...	1	...
		IX	10	...	9	...
085	Actors and Related Workers					
		Total	5	...	1	...
		IX	5	...	1	...
087	Dancers and Related Workers					
		Total	6	2	2	2
		IX	6	2	2	2
089	Artists, Writers and Related Workers, n. e. c.					
		Total	3	...	3	...
		IX	3	...	3	...
090	Draughtsmen					
		Total	16	...	12	...
		V	2	...	1	...
		VI	7	...	6	...
		IX	7	...	5	...
091	Laboratory Assistants					
		Total	17	1	11	1
		V	2	...	...	...
		IX	15	1	11	1
099	Science and Engineering Technicians, n. e. c.					
		Total	6	...	6	...
		V	1	...	1	...
		IX	5	...	5	...
0X1	Non-ordained Religious Workers					
		Total	6	...	...	...
		IX	6	...	...	...
0X3	Librarians, Archivists and Related Workers					
		Total	10	5	8	5
		VII	1	...	1	...
		IX	9	5	7	5

APPENDIX TO TABLE B—V—(Contd.)

Family	Description	Category	Total Workers			
			Total		Urban	
			Males	Females	Males	Females
	1		2	3	4	5
		PONDICHERRY AREA (Contd.)				
0X9	Other Professional, Technical and Related Workers, n. e. c.					
		Total	19	...	13	...
		V	17	...	12	...
		IX	2	...	1	...
109	Administrators and Executive Officials, Government, n. e. c.					
		Total	3	...	1	...
		IX	3	...	1	...
121	Directors, Managers and Working Proprietors, Insurance					
		Total	2	...	2	...
		VII	2	...	2	...
132	Directors, Managers and Working Proprietors, Electricity, Gas, Water and Sanitary					
		Total	1	...	1	...
		IX	1	...	1	...
202	Ticket-Sellers and Ticket Inspectors including Ushers and Ticket Collectors (excluding those on moving Transport)					
		Total	19	13	2	13
		VIII	1	...	...	...
		IX	18	13	2	13
210	Stenographers					
		Total	25	7	21	7
		V	2	2	1	2
		VII	1	...	1	...
		VIII	1	...	1	...
		IX	21	5	18	5
220	Computing Clerks and Calculating Machine Operators					
		Total	1	...	1	...
		V	1	...	1	...
221	Punch Card Machine Operators					
		Total	4	...	3	...
		V	1	...	...	...
		VI	2	...	2	...
		IX	1	...	1	...
229	Office Machine Operators, n.e.c.					
		Total	1	...	1	...
		V	1	...	1	...
310	Agents and Salesmen, Insurance					
		Total	13	1	10	1
		VII	13	1	10	1
311	Agents, Brokers and Salesmen, Real Estate					
		Total	5	...	2	...
		VII	5	...	2	...
314	Valuers and Appraisers					
		Total	4	...	2	...
		VII	4	...	2	...
319	Insurance and Real Estate Salesmen, Salesmen of Securities and Services and Auctioneers, n.e.c.					
		Total	65	1	29	1
		VII	65	1	29	1

APPENDIX TO TABLE B—V—(Contd.)

Family	Description	Category	Total Workers			
			Total		Urban	
			Males	Females	Males	Females
	1		2	3	4	5
		PONDICHERRY AREA (Contd.)				
329	Commercial Travellers and Manufacturers' Agents, n.e.c.					
		Total	**2**	...	**2**	...
		VII	2	...	2	...
339	Salesmen, Shop Assistants and Related Workers, n.e.c.					
		Total	**4**	...	**2**	...
		IV	1	...	...	...
		V	1	...	1	...
		VII	2	...	1	...
340	Money-Lenders (Including Indigenous Bankers)					
		Total	**8**	**1**	**3**	...
		VII	8	1	3	...
341	Pawn-Brokers					
		Total	**1**	...	...	...
		VII	1	...	...	...
402	Farm Managers, Inspectors and Overseers					
		Total	**42**	...	**9**	...
		III	41	...	9	...
		V	1	...	...	...
403	Planters and Plantation Managers					
		Total	**5**	...	...	...
		III	5	...	...	...
404	Farmers and Farm Managers, Animals, Birds and Insects Rearing					
		Total	**9**	**2**	...	...
		III	9	...	...	...
		IV	...	2	...	...
410	Farm Machinery Operators					
		Total	**2**	...	...	...
		III	1	...	...	...
		V	1	...	...	...
419	Farm Workers, n.e.c.					
		Total	**7**	**25**	...	**4**
		III	5	25	...	4
		IV	2	...	...	...
420	Hunters					
		Total	**8**	...	...	...
		III	8	...	...	...
421	Trappers					
		Total	**4**	...	**4**	...
		III	4	...	4	...
429	Hunters and Related Workers, n.e.c.					
		Total	1	...	...	...
		III	1	...	...	...
432	Conch and Shell gatherers, Sponge and Pearl Divers					
		Total	...	**1**	...	...
		III	...	1	...	...
440	Forest Rangers and Related Workers					
		Total	**6**	**1**	...	...
		III	6	1	...	...

APPENDIX TO TABLE B—V—(Contd.)

Family	Description	Category	Total Workers			
			Total		Urban	
			Males	Females	Males	Females
	1		2	3	4	5
		PONDICHERRY AREA (Contd.)				
441	Harvesters and Gatherers of Forest Products Including lac (Except logs)					
		Total	2	1	...	...
		III	2	1	...	...
442	Log Fellers and Wood Cutters					
		Total	43	...	5	...
		III	43	...	5	...
443	Charcoal Burners and Forest Product Processers					
		Total	2	...	1	...
		IV	1	...	...	...
		V	1	...	1	...
449	Loggers and Other Forestry Workers, n. e. c.					
		Total	...	2	...	...
		III	...	2	...	...
600	Deck Officers and Pilots, Ship					
		Total	1	...	1	...
		VIII	1	...	1	...
601	Ship Engineers					
		Total	4	...	...	...
		VIII	4	...	...	...
611	Engine-Room Ratings, Firemen and Oilers, Ship					
		Total	2	...	1	...
		VIII	2	...	1	...
630	Drivers					
		Total	9	...	4	...
		VIII	9	...	4	...
640	Tramcar Drivers					
		Total	2	...	1	...
		VIII	2	...	1	...
650	Conductors					
		Total	1	...	...	...
		VIII	1	...	...	...
651	Guards					
		Total	5	...	4	...
		VIII	5	...	4	...
660	Inspectors, Supervisors and Station Masters					
		Total	6	...	2	...
		VIII	6	...	2	...
662	Signalmen and Pointsmen					
		Total	6	...	1	...
		VIII	6	...	1	...
671	Telegraphists and Signallers					
		Total	1	...	1	...
		VIII	1	...	1	...
672	Radio Communication and Wireless Operators					
		Total	4	...	1	...
		IX	4	...	1	...

APPENDIX TO TABLE B—V—(Contd.)

Family	Description	Category	Total Workers			
			Total		Urban	
			Males	Females	Males	Females
	1		2	3	4	5
		PONDICHERRY AREA (Contd.)				
681	Messengers (Including Dak Peons)					
		Total	14	1	5	...
		VII	1	...	1	...
		VIII	13	...	4	...
		IX	...	1	...	...
690	Ticket Sellers, Ticket Inspectors including Ushers and Ticket Collectors on moving transport					
		Total	7	...	...	...
		VIII	7	...	...	...
692	Workers in Transport Occupations, n.e.c.					
		Total	3	...	3	...
		VIII	3	...	3	...
700	Fibre Preparers, Ginners, Cleaners, Scourers, etc.					
		Total	48	16	8	...
		IV	...	1	...	...
		V	48	15	8	...
705	Pattern Card Preparers					
		Total	33	...	15	...
		IV	1	...	1	...
		V	32	...	14	...
706	Bleachers, Dyers and Finishers (Excluding Printers)					
		Total	103	...	4	...
		IV	2	...	...	...
		V	101	...	4	...
707	Knitters and Lace Makers					
		Total	23	...	1	...
		V	23	...	1	...
708	Carpet Makers and Finishers					
		Total	36	73	5	4
		IV	21	45	...	4
		V	15	28	5	...
712	Furriers					
		Total	1	...	1	...
		V	1	...	1	...
713	Upholsterers and Related Workers					
		Total	3	...	...	...
		V	3	...	...	...
715	Sewers, Embroiderers and Darners, Textile and Fur Products					
		Total	8	49	4	12
		IV	1	28	...	1
		V	7	21	4	11
719	Tailors, Cutters, Furriers and Related Workers, n.e.c.					
		Total	38	...	14	...
		IV	1	...	...	...
		V	36	...	13	...
		VII	1	...	1	...
721	Cutters, Lasters, Sewers, Footwear and Related Workers					
		Total	...	1	...	...
		V	...	1	...	...

APPENDIX TO TABLE B—V—(Contd.)

Family	Description	Category	Total Workers			
			Total		Urban	
			Males	Females	Males	Females
	1		2	3	4	5
		PONDICHERRY AREA (Contd.)				
729	**Leather Cutters, Lasters and Sewers (Except Gloves and Garments) and Related Workers, n.e.c.**					
		Total	**6**	**1**	**1**	...
		IV	1	...	1	...
		V	5	1	...	...
730	**Furnacemen, Metal**					
		Total	**16**	**2**	**14**	...
		IV	...	2	...	...
		V	13	...	11	...
		VI	2	...	2	...
		VIII	1	...	1	...
731	**Annealers, Temperers and Related Heat Treaters**					
		Total	**2**	...	...	...
		IV	2	...	...	...
732	**Rolling Mill Operators, Metal**					
		Total	**10**	...	**5**	...
		V	**10**	...	5	...
734	**Moulders and Coremakers**					
		Total	**34**	...	**8**	...
		IV	1	...	1	...
		V	32	...	7	...
		VI	1	...	...	...
740	**Precision Instrument Makers, Watch and Clock Makers and Repairmen**					
		Total	**53**	...	**29**	...
		IV	2	...	2	...
		V	48	...	25	...
		VII	3	...	2	...
742	**Jewellery Engravers**					
		Total	**6**	...	**4**	...
		V	5	...	3	...
		VII	1	...	1	...
750	**Fitter—Machinists, Tool makers and Machine Tool-Setters**					
		Total	**29**	...	**9**	...
		IV	1	...	...	...
		V	27	...	9	...
		VIII	1	...	...	...
751	**Machine Tool-operators**					
		Total	**83**	2	**28**	2
		IV	4	...	...	...
		V	75	1	24	1
		IX	4	1	4	1
755	**Plumbers and Pipe Fitters**					
		Total	**27**	...	3	...
		III	1	...	...	...
		V	4	...	...	...
		VI	22	...	3	...

APPENDIX TO TABLE B—V—(Contd.)

Family	Description	Category	Total Workers			
			Total		Urban	
			Males	Females	Males	Females
	1		2	3	4	5
		PONDICHERRY AREA (Contd.)				
756	Welders and Flame Cutters					
		Total	27	...	12	...
		V	26	...	12	...
		VI	1	...	...	...
757	Metal Plate and Structural Metal Workers					
		Total	3	...	2	...
		V	3	...	2	...
758	Electro-Platers, Dip Platers and Related Workers					
		Total	23	...	12	...
		IV	1	...	...	...
		V	22	...	12	...
759	Tool-Makers, Machinists, Plumbers, Welders, Platers and Related Workers, n. e. c. (Including Metal engravers Other than Printing					
		Total	23	...	1	...
		V	23	...	1	...
761	Electrical and Electronics Fitters					
		Total	11	...	5	...
		V	6	...	2	...
		VIII	1	...	...	...
		IX	4	...	3	...
762	Mechanics—Repairmen, Radio and Television					
		Total	7	...	3	...
		IV	2	...	1	...
		V	2	...	1	...
		VII	1	...	...	...
		IX	2	...	1	...
763	Installers and Repairmen, Telephone and Telegraph					
		Total	1	...	...	...
		VI	1	...	...	...
764	Linemen and Cable Jointers					
		Total	103	...	12	...
		VI	25	...	1	...
		IX	78	...	11	...
769	Electricians and Related Electrical and Electronics Workers, n. e. c.					
		Total	53	4	32	4
		III	1	...	1	...
		V	2	3	2	3
		VI	4	...	3	...
		IX	46	1	26	1
771	Shipwrights and Body Builders (Wood)					
		Total	1	...	1	...
		V	1	...	1	...
772	Sawyers and Wood Working Machinists					
		Total	88	...	3	...
		IV	6	...	...	...
		V	82	...	3	...

APPENDIX TO TABLE B—V—(Contd.)

Family	Description	Category	Total Workers			
			Total		Urban	
			Males	Females	Males	Females
	1		2	3	4	5
		PONDICHERRY AREA (Contd.)				
773	**Coach and Body Builders**					
		Total	1	...	...	...
		V	1	...	...	...
775	**Cabinet Makers**					
		Total	**5**	...	**1**	...
		V	5	...	1	...
779	**Carpenters, Joiners, Cabinet Makers, Cooper and Related Workers, n. e. c.**					
		Total	**23**	...	**2**	...
		IV	12	...	1	...
		V	10	...	1	...
		VI	1	...	...	...
790	**Stone Cutters, Stone Carvers and Stone Dressers**					
		Total	**22**	**39**	**16**	**6**
		IV	3	...	...	...
		V	3	...	...	...
		VI	16	39	16	6
792	**Glaziers**					
		Total	**2**	...	**1**	...
		V	1	...	1	...
		VII	1	...	...	...
793	**Cement Finishers and Terrazzo and Mosaic Workers**					
		Total	**4**	...	**3**	...
		V	1	...	...	...
		VI	3	...	3	...
794	**Hut Builders and Thatchers**					
		Total	**65**	...	**19**	...
		VI	65	...	19	...
795	**Well Diggers**					
		Total	**17**	...	**3**	...
		VI	17	...	3	...
799	**Bricklayers, Plasterers and Construction Workers, n. e. c.**					
		Total	**92**	**1**	**14**	...
		VI	92	1	14	...
800	**Type setting Machine Operators**					
		Total	**1**	...	**1**	...
		V	1	...	1	...
801	**Compositors**					
		Total	**114**	**2**	**47**	**1**
		IV	...	1	...	...
		V	114	1	47	1
802	**Proof-Readers and Copy Holders**					
		Total	**4**	...	**2**	...
		IV	1	...	...	...
		V	3	...	2	...
803	**Printers (Paper)**					
		Total	**15**	...	...	...
		V	15	...	...	...

APPENDIX TO TABLE B—V—(Contd.)

Family	Description	Category	Total Workers			
			Total		Urban	
			Males	Females	Males	Females
	1		2	3	4	5
		PONDICHERRY AREA (Contd.)				
804	**Printers (Textile)**					
		Total	**5**	...	**4**	...
		V	5	...	4	...
808	**Book Binders**					
		Total	**28**	**3**	**16**	**3**
		V	28	3	16	3
809	**Compositors, Printers, Engravers, Book-Binders and Related Workers, n. e. c.**					
		Total	**18**	**1**	**1**	...
		IV	1	...	1	...
		V	17	1	...	...
810	**Furnacemen, Kilnmen and Ovenmen**					
		Total	**20**	**18**	...	...
		IV	1	2	...	...
		V	19	16	...	...
813	**Moulders and Pressers, Glass**					
		Total	**3**	...	**3**	...
		IV	2	...	2	...
		V	1	...	1	...
814	**Grinders, Cutters, Decorators and Finishers**					
		Total	**1**	...	...	...
		V	1	...	...	...
815	**Pulverisors and Mixers, Cement, Clay and Other Ceramics**					
		Total	...	**3**	...	**3**
		IV	...	3	...	3
821	**Crushers and Pressers, Oilseeds**					
		Total	**44**	**7**	**10**	**4**
		IV	23	4	2	1
		V	21	3	8	3
825	**Makers of Aerated Water and Brewers**					
		Total	**33**	**1**	**10**	**1**
		IV	...	1	...	1
		V	33	...	10	...
826	**Food Canners, Preservers and Related Workers**					
		Total	...	**130**	...	...
		IV	...	130	...	...
827	**Butchers**					
		Total	**76**	**3**	**29**	**2**
		V	51	1	24	1
		VII	25	2	5	1
828	**Coffee and Tea Blenders and Related Workers**					
		Total	**9**	**1**	...	...
		IV	1	1	...	...
		V	8	...	...	...
829	**Millers, Bakers, Brewmasters and Related Food and Beverage Workers, n. e. c.**					
		Total	**4**	**4**	**1**	...
		IV	...	4	...	...
		V	4	...	1	...

APPENDIX TO TABLE B—V—(Contd.)

Family	Description	Category	Total Workers			
			Total		Urban	
			Males	Females	Males	Females
	1		2	3	4	5
		PONDICHERRY AREA (Contd.)				
830	Batch and Continuous Still Operators					
		Total	8	7	2	...
		IV	5	7	...	...
		V	3	...	2	...
831	Cookers, Roasters, and Other Heat Treaters, Chemical and Related Processes					
		Total	13	...	1	...
		V	13	...	1	...
832	Crushers, Millers and Calenderers, Chemical and Related Processes					
		Total	...	1	...	...
		IV	...	1	...	...
833	Paper Pulp Preparers					
		Total	2	...	2	...
		V	2	...	2	...
834	Paper Makers					
		Total	2	...	...	...
		V	2	...	...	...
839	Chemical and Related Process Workers, n. e. c.					
		Total	28	...	2	...
		V	28	...	2	...
841	Cigarette Machine Operators					
		Total	1	...	1	...
		V	1	...	1	...
842	Cheroot, Cigar and Bidi Makers					
		Total	41	...	9	...
		IV	11	...	6	...
		V	30	...	3	...
851	Tyre Builders, Vulcanisers and Related Rubber Products Makers					
		Total	6	...	3	...
		IV	1	...	1	...
		V	5	...	2	...
852	Plastics Products Makers					
		Total	1	...	...	...
		V	1	...	...	...
853	Tanners, Fell Mongers, Pelt Dressers and Related Workers					
		Total	29	22	3	...
		IV	12	20	1	...
		V	17	2	2	...
854	Photographic Dark Room Workers					
		Total	4	...	...	...
		IX	4	...	...	...
855	Makers of Musical instrument and Related Workers					
		Total	2	...	2	...
		IV	1	...	1	...
		V	1	...	1	...
856	Paper Products Makers					
		Total	4	...	...	...
		IV	4	...	...	...

APPENDIX TO TABLE B—V—(Contd.)

Family	Description	Category	Total Workers			
			Total		Urban	
			Males	Females	Males	Females
	1		2	3	4	5
		PONDICHERRY AREA (Contd.)				
859	Craftsmen and Production Process Workers, n.e.c.					
		Total	**55**	**76**	**25**	**57**
		IV	35	65	23	53
		V	4	...	1	...
		VII	11	8	...	3
		IX	5	3	1	1
860	Checkers, Testers, Sorters, Weighers and Counters					
		Total	**4**	...	**1**	...
		V	2	...	...	...
		VI	1	...	1	...
		VII	1	...	...	...
861	Packers, Labellers and Related Workers					
		Total	**35**	...	**3**	...
		IV	5	...	...	...
		V	26	...	...	...
		VII	1	...	1	...
		VIII	2	...	2	...
		IX	1	...	...	...
871	Boilermen and Firemen					
		Total	**43**	...	**3**	...
		V	**43**	...	3	...
872	Crane and Hoist Operators					
		Total	**1**	...	...	...
		V	1	...	...	...
874	Operators of Earth Moving and Other Construction Machinery, n. e. c.					
		Total	**15**	...	**1**	...
		III	5	...	...	...
		VI	10	...	1	
879	Stationary Engine and Excavating and Lifting Equipment Operators and Related Workers, n. e. c.					
		Total	**4**	...	**1**	...
		V	2	...	...	
		IX	2	...	1	...
890	Loaders and Unloaders					
		Total	**23**	**2**	**15**	...
		V	1	...	...	...
		VI	4	...	...	...
		VII	1	...	1	...
		IX	17	2	14	...
900	Fire Fighters and Related Workers					
		Total	**9**	**1**	**2**	...
		V	5	...	...	...
		IX	4	1	2	...
902	Customs Examiners, Patrollers and Related Workers					
		Total	**43**	...	**19**	...
		IX	**43**	...	19	...

APPENDIX TO TABLE B—V—(Contd.)

Family	Description	Category	Total Workers			
			Total		Urban	
			Males	Females	Males	Females
	1		2	3	4	5
		PONDICHERRY AREA (Concld.)				
910	House-Keepers, Matrons, Stewards (Domestic and Institutional)					
		Total	**10**	**2**	**7**	**2**
		V	2	...	2	...
		IX	8	2	5	2
913	Ayas, Nurse-maids					
		Total	**2**	**30**	**2**	**10**
		IX	2	30	2	10
930	Building Care-takers					
		Total	**16**	**1**	**1**	...
		VI	10	...	...	...
		IX	6	1	1	...
951	Dry-Cleaners and Pressers					
		Total	**64**	...	**18**	...
		IX	64	...	18	...
960	Athletes, Sportsmen and Related Workers					
		Total	**3**	...	**3**	...
		IX	3	...	3	...
979	Other Photographers					
		Total	**17**	**3**	**14**	**3**
		IX	17	3	14	3
990	Embalmers and Undertakers					
		Total	...	**1**	...	**1**
		IX	...	1	...	1
999	Service, Sports and Recreation Workers, n. e. c.					
		Total	**23**	**3**	**14**	**3**
		IX	23	3	14	3
		KARIKAL AREA				
003	Electrical Engineers					
		Total	**4**	...	**4**	...
		V	1	...	1	...
		VI	1	...	1	...
		VII	1	...	1	...
		IX	1	...	1	...
007	Surveyors					
		Total	**3**	...	**3**	...
		VI	1	...	1	...
		IX	2	...	2	...
009	Architects, Engineers, Surveyors, n. e. c.					
		Total	**2**	...	**1**	...
		III	1	...	...	...
		IX	1	...	1	...
023	Agronomists and Agricultural Scientists					
		Total	**2**	...	...	...
		III	2	...	...	...
032	Physicians, Homeopathic					
		Total	**9**	...	**8**	...
		IX	9	...	8	...

APPENDIX TO TABLE B—V—(Contd.)

Family	Category Description	Total Workers			
		Total		Urban	
		Males	Females	Males	Females
	1	2	3	4	5
	KARIKAL AREA (Contd.)				
046	Sanitation Technicians				
	Total	4	...	3	...
	IX	4	...	3	...
047	Optometrists and Opticians				
	Total	2	...	2	...
	VII	2	...	2	...
050	Teachers, University				
	Total	6	...	6	...
	IX	6	...	6	...
051	Teachers, Secondary Schools				
	Total	2	...	1	...
	IX	2	...	1	...
053	Teachers, Nursery and Kindergarten schools				
	Total	1	...	...	...
	IX	1	...	...	...
060	Judges and Magistrates				
	Total	6	...	6	...
	IX	6	...	6	...
061	Legal Practitioners and Advisers				
	Total	4	...	4	...
	IX	4	...	4	...
069	Jurists and Legal Technicians, n. e. c. (Including Petition Writers)				
	Total	9	...	8	...
	IX	9	...	8	...
071	Accountants and Auditors				
	Total	5	...	4	...
	VII	1	...	1	...
	IX	4	...	3	...
072	Statisticians and Actuaries				
	Total	1	...	...	...
	IX	1	...	...	...
080	Authors				
	Total	1	...	...	...
	IX	1	...	...	...
081	Editors, Journalists and Related Workers				
	Total	5	...	4	...
	V	1	...	1	...
	IX	4	...	3	...
082	Translators, Interpretors and Language Specialists				
	Total	3	...	2	...
	IX	3	...	2	...
084	Sculptors and Modellers				
	Total	1	...	...	...
	V	1	...	...	...
090	Draughtsmen				
	Total	2	...	1	...
	VI	1	...	1	...
	IX	1	...	...	...

APPENDIX TO TABLE B—V—(Contd.)

Family	Description	Category	Total Workers			
			Total		Urban	
			Males	Females	Males	Females
	1		2	3	4	5
		KARIKAL AREA (Contd.)				
099	Science and Engineering Technicians, n. e. c.					
		Total	1	...	...	...
		IX	1	...	...	...
0X1	Non-Ordained Religious Workers					
		Total	4	...	...	...
		IX	4	...	...	...
0X3	Librarians, Archivists and Related Workers					
		Total	2	...	1	...
		IX	2	...	1	...
100	Adminsitrators and Executive Officials, State Government					
		Total	3	...	...	...
		IX	3	...	...	...
102	Administrators and Executive Officials, Local Bodies					
		Total	2	...	1	...
		IX	2	...	1	...
103	Administrators and Executive Officials, Quasi Government					
		Total	3	...	1	...
		IX	3	...	1	...
110	Directors and Managers, Wholesale Trade					
		Total	2	...	1	...
		VII	2	...	1	...
120	Directors, Managers and Working proprietors, Banks					
		Total	1	...	1	...
		VII	1	...	1	...
130	Directors, Managers and Working Proprietors, Mining, Quarrying and Well Drilling					
		Total	3	...	3	...
		III	3	...	3	...
201	Cashiers					
		Total	5	...	2	...
		VII	3	...	2	...
		VIII	1	...	...	...
		IX	1	...	...	...
202	Ticket Sellers, Ticket Inspectors Including Ushers and Ticket Collectors (Excluding those on moving Transport)					
		Total	5	...	...	...
		VIII	2	...	...	...
		IX	3	...	...	...
310	Agents and Salesmen, Insurance					
		Total	2	...	1	...
		VII	2	...	1	...
311	Agents, Brokers and Salesmen, Real Estate					
		Total	2	...	...	...
		VII	2	...	...	...
313	Auctioneers					
		Total	4	...	1	...
		VII	4	...	1	...
314	Valuers and Appraisers					
		Total	1	...	1	...
		VII	1	...	1	...

APPENDIX TO TABLE B—V—(Contd.)

Family	Description	Category	Total Workers			
			Total		Urban	
			Males	Females	Males	Females
	1		2	3	4	5
		KARIKAL AREA (Contd.)				
339	Salesmen, Shop Assistants and Related Workers, n.e.c.					
		Total	13	...	...	...
		VII	13	...	...	...
340	Money-lenders (Including Indigenous Bankers)					
		Total	20	...	...	...
		VII	20	...	...	..
404	Farmers and Farm Managers, Animals, Birds and Insects Rearing					
		Total	4	2	1	...
		III	3	2	1	...
		IV	1	...	...	...
441	Harvesters and Gatherers of Forest Products including lac (except logs)					
		Total	1	...	...	...
		III	1	...	...	...
442	Log Fellers and Wood Cutters					
		Total	3	...	2	...
		III	3	...	2	...
610	Deck Ratings (Ship), Barge-Crews and Boatmen					
		Total	3	...	...	...
		VIII	3	...	...	...
611	Engine Room Ratings, Firemen and Oilers, Ship					
		Total	1	...	...	...
		VIII	1	...	...	...
631	Firemen					
		Total	1	...	1	...
		VIII	1	...	1	...
649	Drivers, Road Transport, n.e.c. (Including Palki and Doll Bearers)					
		Total	1	...	...	...
		VIII	1	...	...	...
662	Signalmen and Pointsmen					
		Total	5	...	2	...
		VIII	5	...	2	...
670	Telephone Operators					
		Total	4	...	4	...
		VIII	4	...	4	...
671	Telegraphists and Signallers					
		Total	1	...	...	...
		VIII	1	...	...	...
672	Radio Communication and Wireless Operators					
		Total	2	...	2	...
		IX	2	...	2	...
681	Messengers					
		Total	1	...	1	...
		VIII	1	...	1	...
690	Ticket Sellers, Ticket Inspectors Including Ushers and Ticket Collectors on Moving Transport					
		Total	4	...	4	...
		VIII	4	...	4	...
692	Workers in Transport Occupations, n.e.c.					
		Total	3	...	...	...
		VIII	3	...	...	...

APPENDIX TO TABLE B—V—(Contd.)

Family	Description	Category	Total Workers			
			Total		Urban	
			Males	Females	Males	Females
	1		2	3	4	5
		KARIKAL AREA (Contd.)				
700	Fibre preparers, Ginners, Cleaners, Scourers, etc.					
		Total	**1**	...	...	...
		V	1	...	...	...
702	Spinners, Piecers and Winders					
		Total	**1**	**3**	...	...
		IV	1	3	...	...
707	Knitters and Lace Makers					
		Total	...	**1**	...	...
		V	...	1	...	...
708	Carpet Makers and Finishers					
		Total	...	**1**	...	**1**
		IV	...	1	...	1
709	Spinners, Weavers, Knitters, Dyers and Related Workers, n.e.c.					
		Total	**6**	**1**	...	...
		IV	6	1	...	...
713	Upholsterers and Related Workers					
		Total	**10**	**2**	...	...
		IV	4	2	...	...
		V	6	...	...	...
715	Sewers, Embroiderers and Darners, Textile and Fur Products					
		Total	**1**	**20**	...	**2**
		IV	...	14	...	...
		V	1	6	...	2
719	Tailors, Cutters, Furriers and Related Workers, n.e.c.					
		Total	**5**	...	**4**	...
		V	5	...	4	...
730	Furnacemen, Metal					
		Total	**1**	...	...	...
		VI	1	...	...	...
734	Moulders and Core makers					
		Total	**1**	...	...	...
		IV	1	...	...	...
735	Metal Drawers and Extruders					
		Total	**3**	...	**3**	...
		V	3	...	3	...
740	Precision Instrument Makers, Watch and Clock Makers and Repairmen					
		Total	**19**	...	**14**	...
		V	19	...	14	...
742	Jewellery Engravers					
		Total	**5**	...	**5**	...
		V	5	...	5	...
750	Fitter-Machinists, Tool-Makers and Machine Tool-Setters					
		Total	**5**	...	**2**	...
		V	5	...	2	...

APPENDIX TO TABLE B—V—(Contd.)

Family	Description	Category	Total Workers			
			Total		Urban	
			Males	Females	Males	Females
	1		2	3	4	5
		KARIKAL AREA (Contd.)				
754	**Sheet Metal Workers**					
		Total	**20**	**1**	**14**	...
		IV	1	...	...	...
		V	19	1	14	...
755	**Plumbers and Pipe Fitters**					
		Total	**5**	...	**4**	...
		VI	5	...	4	...
756	**Welders and Flame Cutters**					
		Total	**1**	...	**1**	...
		V	1	...	1	...
758	**Electro-Platers, Dip-Platers and Related Workers**					
		Total	**8**	...	**7**	...
		IV	1	...	...	...
		V	7	...	7	...
759	**Tool Makers, Machinists, Plumbers, Welders, Platers and Related Workers, n.e.c.**					
		Total	**3**	**1**	**2**	...
		IV	1	...	...	...
		V	2	1	2	...
762	**Mechanics-Repairmen, Radio and Television**					
		Total	**14**	**1**	**12**	**1**
		IV	...	1	...	1
		V	10	...	8	...
		VII	4	...	4	...
764	**Linemen and Cable Jointers**					
		Total	**21**	...	**7**	...
		VI	7	...	1	...
		IX	14	...	6	...
769	**Electricians and Related Electrical and Electronics Workers, n.e.c.**					
		Total	**13**	...	**5**	...
		VI	2	...	...	...
		IX	11	...	5	...
772	**Sawyers and Wood Working Machinists**					
		Total	**15**	...	**4**	...
		IV	1	...	...	...
		V	14	...	4	...
773	**Coach and Body Builders**					
		Total	**3**	...	...	...
		IV	3	...	...	...
775	**Cabinet Makers**					
		Total	**1**	...	**1**	...
		V	1	...	1	...
779	**Carpenters, Joiners, Cabinet makers, Coopers and Related Workers, n.e.c.**					
		Total	**6**	**3**	**5**	**2**
		IV	**3**	**3**	2	**2**
		V	**3**	...	3	...

APPENDIX TO TABLE B—V—(Contd.)

Family	Description	Category	Total Workers			
			Total		Urban	
			Males	Females	Males	Females
	1		2	3	4	5
			KARIKAL AREA (Contd.)			
790	**Stone Cutters, Stone Carvers and Stone Dressers**					
		Total	**4**	**12**	...	**7**
		IV	1	1	...	...
		V	2	...	...	...
		VI	1	11	...	7
795	**Well Diggers**					
		Total	**4**	...	...	...
		VI	4	...	...	...
799	**Bricklayers, Plasterers and Construction workers, n. e. c.**					
		Total	**8**	...	3	...
		VI	8	...	3	...
801	**Compositors**					
		Total	**11**	...	7	...
		V	11	...	7	...
803	**Printers (Paper)**					
		Total	**3**	...	3	...
		V	3	...	3	...
808	**Book-Binders**					
		Total	**2**	...	**2**	...
		V	2	...	2	...
810	**Furnacemen, Kilnmen and ovenmen**					
		Total	**2**	...	...	...
		IV	1	...	...	...
		V	1	...	...	...
814	**Grinders, Cutters, Decorators and Finishers**					
		Total	**2**	...	**1**	...
		IV	1	...	...	...
		V	1	...	1	...
821	**Crushers and Pressers, oilseeds** .					
		Total	9	2	1	...
		IV	9	2	1	...
822	**Dairy workers (Non-Farm)**					
		Total	**1**	**11**	**1**	...
		IV	1	11	1	...
823	**Khandsari, Sugar and Gurmakers**					
		Total	**5**	**1**	...	...
		IV	5	1	...	...
826	**Food Canners, Preservers and Related Workers**					
		Total	...	**4**	...	...
		IV	...	4	...	...
828	**Coffee and Tea-Blenders and Related Workers**					
		Total	**14**	...	**2**	...
		V	14	...	2	...
829	**Millers, Bakers, Brewmasters and Related Food and Beverage Workers, n. e. c.**					
		Total	**3**	...	3	...
		V	3	...	3	...

APPENDIX TO TABLE B—V—(Contd.)

Family	Description	Category	Total Workers			
			Total		Urban	
			Males	Females	Males	Females
	1		2	3	4	5
		KARIKAL AREA (Contd.)				
831	Cookers, Roasters and other Heat treaters, Chemical and Related Processes					
		Total	7	...	4	...
		V	7	...	4	...
839	Chemical and Related Process workers, n. e. c.					
		Total	9	...	4	...
		V	9	...	4	...
851	Tyre Builders, Vulcanisers and Related Rubber Product Makers					
		Total	1	...	1	...
		V	1	...	1	...
853	Tanners, Fellmongers, Pelt Dressers and Related Workers					
		Total	1	...	1	...
		V	1	...	1	...
859	Craftsmen and Production Process Workers, n. e. c.					
		Total	19	5	13	3
		IV	2	2	2	1
		V	3	1	2	1
		VII	9	1	5	1
		IX	5	1	4	...
860	Checkers, Testers, Sorters, Weighers and Counters					
		Total	1	...	1	...
		VI	1	...	1	...
861	Packers, Labellers and Related Workers					
		Total	1	...	1	...
		IX	1	...	1	...
870	Operators, Stationary Engines and Related Equipment					
		Total	14	...	5	...
		III	1	...	...	...
		V	13	...	5	...
874	Operators of Earthmoving and Other Construction Machinery, n. e. c.					
		Total	1	...	...	...
		VI	1	...	...	...
876	Oilers and Greasers, Stationary Engines, Motor Vehicles and Related Equipment					
		Total	11	...	6	...
		V	4	...	4	...
		VIII	7	...	2	...
879	Stationary Engine and Excavating and Lifting Equipment Operators and Related Workers					
		Total	1	...	1	...
		VI	1	...	1	...
890	Loaders and Unloaders					
		Total	8	...	5	...
		V	1	...	1	...
		VII	3	...	...	...
		IX	4	...	4	...
900	Fire Fighters and Related Workers					
		Total	5	...	4	...
		V	1	...	...	...
		IX	4	...	4	...

APPENDIX TO TABLE B—V-(Contd.)

Family	Description	Category	Total Workers			
			Total		Urban	
			Males	Females	Males	Females
	1		2	3	4	5
		KARIKAL AREA (Concld.)				
902	Customs Examiners, Patrollers and Related Workers					
		Total	**2**	...	**1**	...
		IX	2	...	1	...
910	House Keepers, Matrons, Stewards (Domestic and Institutional)					
		Total	**2**	**1**	**1**	**1**
		IX	2	1	1	1
913	Ayas, Nurse-Maids					
		Total	**1**	**13**	**1**	**10**
		IX	1	13	1	10
919	House Keepers, Cooks, Maids and Related Workers, n.e.c.					
		Total	**1**	...	**1**	...
		IX	1	...	1	...
930	Building Care - Takers					
		Total	**7**	...	...	...
		VI	1	...	...	...
		IX	6	...	...	...
951	Dry Cleaners and Pressers					
		Total	**1**	...	**1**	...
		IX	1	...	1	...
960	Athletes, Sportsmen and Related Workers					
		Total	**1**	...	**1**	...
		IX	1	...	1	...
970	Movie Camera Operators					
		Total	**2**	...	**1**	...
		IX	2	...	1	...
979	Other Photographers					
		Total	**9**	...	**9**	...
		V	2	...	2	...
		IX	7	...	7	...
990	Embalmers and Undertakers					
		Total	**11**	**1**	...	...
		IX	11	1	...	...
999	Service, Sport and Recreation Workers, n. e. c.					
		Total	**11**	...	**7**	...
		IX	11	...	7	...
		MAHE AREA				
002	Mechanical Engineers					
		Total	**2**	...	**2**	...
		V	1	...	1	...
		IX	1	...	1	...
032	Physicians, Homoepathic					
		Total	3	...	**1**	...
		IX	3	...	1	...
035	Dentists					
		Total	**1**	...	...	...
		IX	1	...	...	...

APPENDIX TO TABLE B—V-(Contd)

Family	Category Description	Total Workers			
		Total		Urban	
		Males	Females	Males	Females
	1	2	3	4	5
	MAHE AREA (Contd.)				
041	**Midwives and Health Visitors**				
	Total	...	3	...	1
	IX	...	3	...	1
043	**Pharmacists and Pharmaceutical Technicians**				
	Total	1	...	1	...
	V	1	...	1	...
046	**Sanitation Technicians**				
	Total	3	...	...	...
	IX	3	...	...	...
050	**Teachers, University**				
	Total	2	...	...	...
	IX	2	...	...	...
060	**Judges and Magistrates**				
	Total	1	...	1	...
	IX	1	...	1	...
071	**Accountants and Auditors**				
	Total	2	...	1	...
	VII	1	...	...	...
	IX	1	...	1	...
078	**Historians, Archeologists, Political Scientists and Related Workers**				
	Total	1	...	...	...
	IX	1	...	...	...
081	**Editors, Journalists and Related Workers**				
	Total	3	...	2	...
	IX	3	...	2	...
082	**Translators, Interpreters and Language Specialists**				
	Total	1	...	1	...
	IX	1	...	1	...
083	**Painters, Decorators and Commercial Artists**				
	Total	1	...	...	...
	IX	1	...	...	...
087	**Dancers and Related Workers**				
	Total	1	...	...	...
	IX	1	...	...	...
090	**Draughtsmen**				
	Total	...	1	...	...
	V	...	1	...	...
091	**Laboratory Assistants**				
	Total	1	...	1	...
	IX	1	...	1	...
0X3	**Librarians, Archivists and Related Workers**				
	Total	...	1	...	1
	IX	...	1	...	1
102	**Administrators and Executive Officials, Local Bodies**				
	Total	1	...	1	...
	IX	1	...	1	...

APPENDIX TO TABLE B—V-(Contd.)

Family	Category Description	Total Workers			
		Total		Urban	
		Males	Females	Males	Females
	1	2	3	4	5
	MAHE AREA (Contd.)				
103	**Administrators and Executive Officials, Quasi-Government**				
	Total	2	...	1	...
	IX	2	...	1	...
110	**Directors and Managers, Wholesale Trade**				
	Total	1	...	1	...
	VII	1	...	1	...
111	**Directors and Managers, Retail Trade**				
	Total	1	...	1	...
	VII	1	...	1	...
120	**Directors, Managers and Working Proprietors, Banks**				
	Total	2	...	2	...
	VII	2	..	2	...
136	**Directors, Managers and Working Proprietors, Other Services**				
	Total	1	...	...	...
	IX	1	...	...	...
310	**Agents and Salesmen, Insurance**				
	Total	4	...	1	...
	VII	4	...	1	...
312	**Brokers and Agents, Securities and Shares**				
	Total	2	...	1	...
	VII	2	...	1	...
331	**Hawkers, Pedlars and Street Vendors**				
	Total	1	...	...	...
	VII	1	...	...	...
340	**Money-Lenders (including Indigenous Bankers)**				
	Total	2	...	1	...
	VII	2	...	1	...
402	**Farm Managers, Inspectors and Overseers**				
	Total	1	...	1	...
	III	1	...	1	...
404	**Farmers and Farm Managers, Animals, Birds and Insects Rearing**				
	Total	2	1	...	1
	III	2	...	...	...
	IV	...	1	...	1
412	**Gardners (malis)**				
	Total	3	...	2	...
	IX	3	...	2	...
415	**Plantation Labourers**				
	Total	1	...	...	...
	IV	1	...	...	...
421	**Trappers**				
	Total	3	...	...	...
	III	3	...	...	...
439	**Fishermen and Related Workers, n.e.c.**				
	Total	...	2	...	2
	III	...	2	...	2
442	**Log Fellers and Wood Cutters**				
	Total	2	...	2	...
	III	2	...	2	...

APPENDIX TO TABLE B—V-(Contd.)

Family	Description / Category	Total Workers			
		Total		Urban	
		Males	Females	Males	Females
	1	2	3	4	5
	MAHE AREA (Contd.)				
700	**Fibre Preparers, Ginners, Cleaners, Scourers, etc.**				
	Total	...	1	...	...
	IV	...	1	...	...
715	**Sewers, Embroiderers and Darners, Textile and Fur Products**				
	Total	...	3	...	1
	V	...	3	...	1
719	**Tailors, Cutters, Furriers and Related Workers**				
	Total	1	...	1	...
	IV	1	...	1	...
720	**Shoe makers and Shoe repairers**				
	Total	1	...	...	...
	V	1	...	...	...
733	**Blacksmiths, Hammersmiths and Forgemen**				
	Total	7	1	2	...
	IV	3	1	. .	...
	V	4	...	2	...
740	**Precision Instrument Makers, Watch and Clock Makers and Repairmen**				
	Total	3	...	...	...
	IV	1	...	...	...
	V	2	...	...	...
750	**Fitter-Machinists. Tool Makers and Machine Tool Setters**				
	Total	3	...	...	...
	V	3	...	...	...
751	**Machine Tool Operators**				
	Total	1	...	1	...
	V	1	...	1	...
753	**Mechanics-Repairmen (Except Electrical and Precision Instrument Repairmen)**				
	Total	8	...	3	...
	V	6	...	3	...
	VIII	2	...	...	...
756	**Welders and Flame Cutters**				
	Total	1	...	1	...
	V	1	...	1	...
760	**Electricians, Electrical Repairmen and Related Electrical Workers**				
	Total	6	...	5	...
	IX	6	...	5	...
761	**Electrical and Electronics Fitters**				
	Total	2	...	2	...
	IX	2	...	2	...
764	**Linemen and Cable Jointers**				
	Total	3	...	3	...
	IX	3	...	3	...
769	**Electricians and Related Electrical and Electronics Workers, n.e.c.**				
	Total	3	...	3	...
	IX	3	...	3	...
780	**Painters and Paper Hangers**				
	Total	2	...	2	...
	IX	2	...	2	...

APPENDIX TO TABLE B—V-(Contd.)

Family	Description	Category	Total Workers			
			Total		Urban	
			Males	Females	Males	Females
	1		2	3	4	5
			MAHE AREA (Concld.)			
799	Bricklayers, Plasterers and Construction Workers, n. e. c.					
		Total	1	...	1	...
		VI	1	...	1	...
801	Compositors					
		Total	3	...	...	...
		V	3	...	...	...
813	Moulders and Pressers, Glass					
		Total	1	...	...	...
		V	1	...	...	...
820	Millers, Pounders, Huskers and Parchers, Grains and Related Food Workers					
		Total	3	2	...	...
		IV	...	2	...	...
		V	3	...	...	...
821	Crushers and Pressers, Oilseeds					
		Total	2	2	1	...
		IV	1	2	...	...
		V	1	...	1	...
827	Butchers					
		Total	7	...	4	...
		V	2	...	1	...
		VII	5	...	3	...
850	Basketry Weavers and Related Workers					
		Total	1	1	...	1
		IV	1	1	...	1
859	Craftsmen and Production Process Workers, n.e.c.					
		Total	4	...	2	...
		IV	1	...	1	...
		IX	3	...	1	...
870	Operators, Stationary Engines and Related Equipment					
		Total	1	...	1	...
		VIII	1	...	1	...
876	Oilers and Greasers, Stationary Engines, Motor Vehicles and Related Equipment					
		Total	3	...	2	...
		V	1	...	1	...
		VIII	2	...	1	...
902	Customs Examiners, Patrollers and Related Workers					
		Total	2	...	2	...
		IX	2	...	2	...
910	House-keepers, Matrons, Stewards (Domestic and Institutional)					
		Total	1	...	...	...
		IX	1	...	...	...
913	Ayas, Nurse-maids					
		Total	...	1	...	...
		IX	...	1	...	...
960	Athletes, Sportsmen and Related Workers					
		Total	2	...	1	...
		IX	2	...	1	...
979	Other Photographers					
		Total	1	...	1	...
		IX	1	...	1	...
999	Service, Sport and Recreation Workers, n.e.c.					
		Total	2	...	2	...
		IX	2	...	2	...

APPENDIX TO TABLE B—V—(Concld.)

Family	Category Description	Total Workers Total/Urban Males	Females
1		2	3
	YANAM AREA		
310	**Agents and Salesmen, Insurance**		
	Total	1	...
	VII	1	...
312	**Brokers and Agents, Securities and Shares**		
	Total	1	...
	VII	1	...
415	**Plantation Labourers**		
	Total	...	1
	V	...	1
439	**Fishermen and Related Workers, n. e. c.**		
	Total	1	...
	III	1	...
670	**Telephone Operator**		
	Total	1	...
	VIII	1	...
691	**Conductors, Road Transport**		
	Total	1	...
	VIII	1	...
693	**Inspectors, Traffic Controllers and Despatchers, Communication**		
	Total	1	...
	VIII	1	...
700	**Fibre Preparers, Ginners, Cleaners, Scourers, etc.**		
	Total	2	1
	IV	2	1
702	**Spinners, Piecers and Winders**		
	Total	...	1
	IV	...	1
740	**Precision Instrument Makers, Watch and Clock Makers and Repairmen**		
	Total	2	...
	V	2	...
750	**Fitter—Machinists, Tool-Makers and Machine Tool-Setters**		
	Total	1	...
	V	1	...
754	**Sheet Metal Workers**		
	Total	5	...
	IV	5	...

Family	Category Description	Total Workers Total/Urban Males	Females
1		2	3
	YANAM AREA (Concld.)		
760	**Electricians, Electrical Repairmen and Related ElectricalWorkers**		
	Total	3	...
	VI	1	...
	IX	2	...
764	**Linemen and Cable Jointers**		
	Total	3	...
	IX	3	...
820	**Millers, Pounders, Huskers and Parchers, Grains and Related Food Workers**		
	Total	2	...
	V	2	...
822	**Dairy Workers (Non-Farm)**		
	Total	1	...
	V	1	...
829	**Millers, Bakers, Brewmasters and Related Food and Beverage Workers, n.e.c.**		
	Total	1	...
	V	1	...
842	**Cheroot, Cigar and Bidi Makers**		
	Total	2	...
	IV	2	...
850	**Basketry Weavers and Related Workers**		
	Total	3	2
	IV	3	2
861	**Packers, Labellers and Related Workers**		
	Total	1	...
	IX	1	...
902	**Customs Examiners, Patrollers, and Related Workers**		
	Total	1	...
	IX	1	...
913	**Ayas, Nurse-Maids**		
	Total	...	1
	IX	...	1
979	**Other Photographers**		
	Total	1	...
	IX	1	...

Note : Lines with Nil entries have been omitted in Table B-V and in this Appendix.

TABLE B-VI

Occupational Divisions of Persons at work other than Cultivation
Classified by Sex, Broad Age-Groups and Educational Levels
in Urban Areas only.

FLY LEAF

This table gives data for categories of workers III to IX that have been presented in Table B–V. But it gives figures only for urban areas. Again, figures are given only for Divisions and not for Groups and Families. However, this table is more detailed than table B–V, as the data have been furnished according to broad age-groups and educational levels. The age-groups adopted are the same as in Table B–I and Table B–II, namely, 0–14, 15–34, 35–59 and 60 plus. The educational level of classification is the same as in Table B–III—Part—A. There is one difference, as no separate column has been provided for illiterate workers. It can however be obtained by deducting the total literate workers from the total workers in the table. The other classification of literates in the major educational standards are the same as in Table B–III—Part—A. (Please refer to Fly leaf to Table B–III.) The Technical Degree holders have been sub-divided into 6 important branches of Science, namely, Engineering, Medicine, Agriculture, Veterinary and Dairying, Technology and Teaching. This Table will throw light on the pattern of educational levels of the working force in urban areas and the chief occupations which attract qualified persons to the urban sector.

B–VI—Occupational Divisions of Persons at work other than Cultivation

DIVISION		
0	...	Professional, Technical and
1	...	Administrative, Executive and
2	...	Clerical and Related Workers
3	...	Sales Workers
4	...	Farmers, Fishermen, Hunters,
5	...	Miners, Quarrymen and
6	...	Workers in Transport and
7—8	...	Craftsmen, Production Process
9	...	Service, Sport and Recreation
X	...	Workers not Classifiable by

Occupational Division No.	Age-group	Total Workers			Total Literate Workers	
		Persons	Males	Females	Males	Females
1	2	3	4	5	6	7
						PONDICHERRY
ALL DIVISIONS	Total	**25,046**	**20,215**	**4,831**	**15,276**	**1,308**
	0—14	924	591	333	247	46
	15—34	11,528	9,572	1,956	7,436	772
	35—59	10,854	8,734	2,120	6,688	439
	60+	1,738	1,316	422	903	51
	A. N. S.	2	2	...	2	...
0	Total	**2,044**	**1,494**	**550**	**1,453**	**534**
	0—14				2	...
	15—34				664	364
	35—59				663	160
	60+				123	10
	A. N. S.				1	...
1	Total	**712**	**684**	**28**	**650**	**24**
	0—14				3	...
	15—34				234	8
	35—59				371	14
	60+				42	2
2	Total	**3,111**	**3,015**	**96**	**2,936**	**78**
	0—14				23	...
	15—34				1,600	52
	35—59				1,192	21
	60+				121	5
3	Total	**4,173**	**3,702**	**471**	**3,268**	**56**
	0—14				51	...
	15—34				1,427	21
	35—59				1,519	27
	60+				271	8

Classified by Sex, Broad Age-Groups and Educational Levels in Urban Areas Only

DESCRIPTION	Educational Levels									
	Literate without educational level		Primary or Junior Basic		Matriculation or Higher Secondary		Technical Diploma not equal to Degree		Non-Technical Diploma not equal to Degree	
	Males	Females	Males	Females	Males	Females	Males	Females	Males	Females
	8	9	10	11	12	13	14	15	16	17
Related Workers										
Managerial Workers										
STATE	**11,335**	**843**	**1,589**	**142**	**1,658**	**261**	**54**	**...**	**10**	**1**
Loggers and Related Workers	200	37	47	9	...	...	...	...	...	...
Related Workers	5,194	449	942	81	953	203	33	...	...	...
Communication Occupations	5,176	313	544	46	667	57	18	...	8	1
Workers and Labourers Not Elsewhere Classified	764	44	56	6	37	1	3	...	2	...
Workers	1	...	...	...	1	...	...	...	...	...
Occupation	**637**	**224**	**72**	**44**	**392**	**211**	**26**	**...**	**6**	**1**
	2	...	...	...	...	...	...	...	...	...
	242	134	33	27	221	167	12	...	...	...
	323	81	33	16	158	44	11	...	5	1
	70	9	6	1	12	...	3	...	1	...
	...	...	...	...	1	...	...	...	...	...
	343	**15**	**42**	**1**	**142**	**6**	**6**	**...**	**2**	**...**
	2	...	1	...	...	...	...	...	...	...
	112	5	17	...	58	2	3	...	...	...
	202	8	20	1	79	4	3	...	1	...
	27	2	4	...	5	...	...	...	1	...
	1,924	**43**	**206**	**3**	**657**	**31**	**17**	**...**	**1**	**...**
	21	...	2	...	...	...	...	...	...	...
	966	22	115	2	425	27	15	...	...	...
	830	17	87	1	222	3	2	...	1	...
	107	4	2	...	10	1	...	...	...	...
	2,706	**44**	**299**	**8**	**243**	**3**	**...**	**...**	**...**	**...**
	49	...	2	...	...	...	...	...	...	...
	1,128	18	161	3	127	...	...	...	...	...
	1,283	21	119	2	110	3	...	...	...	...
	246	5	17	3	6	...	...	...	...	...

B-VI—Occupational Divisions of Persons at work other than Cultivation

Occupational Division No.	Age-group	Educational Levels					
				Technical Degree or Diploma			
		University Degree or Post-graduate Degree		Engineering		Medicine	
		Males	Females	Males	Females	Males	Females
		18	19	20	21	22	23
							PONDICHERRY
ALL DIVISIONS	Total	494	51	25	...	84	7
	0—14	...	...	...	...	...	...
	15—34	245	32	16	...	30	5
	35—59	214	19	8	...	49	2
	60+	35	...	1	...	5	...
	A. N. S.	...	...	...	...	...	...
0	Total	202	44	21	...	80	7
	0—14	...	...	...	...	...	...
	15—34	97	29	15	...	28	5
	35—59	79	15	6	...	47	2
	60+	26	...	...	...	5	...
	A. N. S.	...	...	...	...	...	...
1	Total	105	2	2	...	2	...
	0—14	...	...	...	...	...	...
	15—34	39	1	...	...	2	...
	35—59	62	1	1	...	...	...
	60+	4	...	1	...	...	...
2	Total	128	1	1	...	...	...
	0—14	...	...	...	...	...	...
	15—34	76	1	1	...	...	...
	35—59	50	...	...	...	...	...
	60+	2	...	...	...	...	...
3	Total	20	1	...	...	...	...
	0—14	...	...	...	...	...	...
	15—34	11	...	...	...	...	...
	35—59	7	1	...	...	...	...
	60+	2	...	...	...	...	...

Classified by Sex, Broad Age-Groups and Educational Levels in Urban Areas Only—(Contd.)

Educational Levels									
equal to Degree or Post—graduate Degree									
Agriculture		Veterinary and Dairying		Technology		Teaching		Others	
Males	Females	Males	Females	Males	Females	Males	Females	Males	Females
24	25	26	27	28	29	30	31	32	33
STATE (Contd.)									
3	...	2	...	15	...	7	3	...	...
...	...	...	...	...	...	...	...	...	...
2	...	2	...	12	...	7	2	...	...
1	...	...	...	3	...	...	1	...	...
...	...	...	...	...	...	...	...	...	...
...	...	...	...	...	...	...	...	...	...
...	...	2	...	10	...	5	3	...	...
...	...	...	...	...	...	...	...	...	...
...	...	2	...	9	...	5	2	...	...
...	...	...	...	1	...	...	1	...	...
...	...	...	...	...	...	...	...	...	...
...	...	...	...	...	...	...	...	...	...
1	...	...	...	3	...	2	...	...	...
...	...	...	...	...	...	...	...	...	...
...	...	...	...	1	...	2	...	...	...
1	...	...	...	2	...	...	...	...	...
...	...	...	...	...	...	...	...	...	...
1	...	...	...	1	...	...	...	...	...
...	...	...	...	...	...	...	...	...	...
1	...	...	...	1	...	...	...	...	...
...	...	...	...	...	...	...	...	...	...
...	...	...	...	...	...	...	...	...	...
...	...	...	...	...	...	...	...	...	...
...	...	...	...	...	...	...	...	...	...
...	...	...	...	...	...	...	...	...	...
...	...	...	...	...	...	...	...	...	...

B-VI—Occupational Divisions of Persons at work other than Cultivation

Occupational Division No.	Age-group	Total Workers			Total Literate Workers	
		Persons	Males	Females	Males	Females
1	2	3	4	5	6	7
						PONDICHERRY
4	Total	1,347	1,278	69	531	12
	0—14				21	...
	15—34				248	6
	35—59				231	6
	60+				31	...
5	Total	8	8	...	5	...
	0—14				2	...
	15—34				2	...
	60+				1	...
6	Total	1,213	1,209	4	570	2
	0—14				2	...
	15—34				286	2
	35—59				258	...
	60+				24	...
7—8	Total	8,469	6,546	1,923	4,228	327
	0—14				102	16
	15—34				2,125	188
	35—59				1,764	111
	60+				237	12
9	Total	3,961	2,271	1,690	1,628	275
	0—14				41	30
	15—34				848	131
	35—59				686	100
	60+				52	14
	A. N. S.				1	...
X	Total	8	8	...	7	...
	15—34				2	...
	35—59				4	...
	60+				1	...

Classified by Sex, Broad Age-Groups and Educational Levels in Urban areas only —(Contd.)

Literate without educational level		Educational Levels							
		Primary or Junior Basic		Matriculation or Higher Secondary		Technical Diploma not equal to Degree		Non-Technical Diploma not equal to Degree	
Males	Females	Males	Females	Males	Females	Males	Females	Males	Females
8	9	10	11	12	13	14	15	16	17
STATE (Contd.)									
428	7	**80**	5	**11**	...	**4**	...	...	...
13	...	8	...	...	...	...	...	...	...
180	4	53	2	7	...	3	...	...	...
205	3	18	3	4	...	1	...	...	...
30	...	1	...	...	...	...	...	...	...
3	...	**2**	...	...	...	...	...	...	...
2	...	...	...	...	...	...	..	...	...
...	...	2	...	...	...	...	...	...	...
1	...	...	...	...	...	...	...	...	...
446	...	**74**	...	**47**	**2**	...	...	**1**	...
2	...	...	...	...	...	...	...	...	...
230	...	33	...	22	2	...	...	...	...
194	...	38	...	24	...	...	...	1	...
20	...	3	...	1	...	...	...	...	...
3,552	**266**	**568**	**54**	**92**	**7**	**1**	...	...	...
76	11	26	5	...	...	...	...	...	...
1,719	147	347	37	51	4	...	...	...	...
1,544	97	174	11	39	3	1	...	...	...
213	11	21	1	2	...	...	...	...	...
1,293	**244**	**243**	**27**	**73**	**1**	...	...	...	...
33	26	8	4	...	...	...	...	...	...
616	119	180	10	42	1	...	...	...	...
594	86	53	12	30	...	...	...	...	...
49	13	2	1	1	...	...	...	...	...
1	...	...	...	...	...	...	...	...	...
3	...	**3**	...	**1**	...	...	...	...	...
1	...	1	...	...	...	...	...	...	...
1	...	2	...	1	...	...	...	...	...
1	...	...	...	...	...	...	...	...	...

B–VI—Occupational Divisions of Persons at work other than Cultivation

Occupational Division No.	Age-group	Educational Levels					
				Technical Degree or Diploma			
		University Degree or Post—graduate Degree		Engineering		Medicine	
		Males 18	Females 19	Males 20	Females 21	Males 22	Females 23
							PONDICHERRY
4	Total	6	...	1	...	...	...
	0—14	...	...	...	...	...	...
	15—34	4	...	...	...	...	...
	35—59	2	...	1	...	...	...
	60+	...	...	...	...	...	...
5	Total	...	...	...	...	...	...
	0—14	...	...	...	...	...	...
	15—34	...	...	...	...	...	...
	60+	...	...	...	...	...	...
6	Total	1	...	...	...	1	...
	0—14	...	...	...	...	...	...
	15—34	1	...	...	...	...	...
	35—59	...	...	...	...	1	...
	60+	...	...	...	...	...	...
7—8	Total	14	...	...	...	1	...
	0—14	...	...	...	...	...	...
	15—34	8	...	...	...	...	...
	35—59	5	...	...	...	1	...
	60+	1	...	...	...	...	...
9	Total	18	3	...	...	...	...
	0—14	...	...	...	...	...	...
	15—34	9	1	...	...	...	...
	35—59	9	2	...	...	...	...
	60+	...	...	...	...	...	...
	A. N. S.	...	...	...	...	...	...
X	Total	...	...	...	...	...	...
	15—34	...	...	...	...	...	...
	35—59	...	...	...	...	...	...
	60+	...	...	...	...	...	...

Classified by Sex, Broad Age-Groups and Educational Levels in Urban areas only—(Contd.)

Educational Levels									
equal to Degree or Post—graduate Degree									
Agriculture		Veterinary and Dairying		Technology		Teaching		Others	
Males 24	Females 25	Males 26	Females 27	Males 28	Females 29	Males 30	Females 31	Males 32	Females 33
STATE (Concld.)									
1	...	...	...	...	...	...	...	...	...
...	...	...	...	...	...	...	...	...	...
1	...	...	...	...	...	...	...	...	...
...	...	...	...	...	...	...	...	...	...
...	...	...	...	...	...	...	...	...	...
...	...	...	...	...	...	...	...	...	...
...	...	...	...	...	...	...	...	...	...
...	...	...	...	...	...	...	...	...	...
...	...	...	...	...	...	...	...	...	...
...	...	...	...	...	...	...	...	...	...
...	...	...	...	...	...	...	...	...	...
...	...	...	...	...	...	...	...	...	...
...	...	...	...	...	...	...	...	...	...
...	...	...	...	...	...	...	...	...	...
...	...	...	...	...	...	...	...	...	...
...	...	...	...	...	...	...	...	...	...
...	...	...	...	...	...	...	...	...	...
...	...	...	...	1	...	...	...	...	...
...	...	...	...	...	...	...	...	...	...
...	...	...	...	1	...	...	...	...	...
...	...	...	...	...	...	...	...	...	...
...	...	...	...	...	...	...	...	...	...
...	...	...	...	...	...	...	...	...	...
...	...	...	...	...	...	...	...	...	...
...	...	...	...	...	...	...	...	...	...
...	...	...	...	...	...	...	...	...	...
...	...	...	...	...	...	...	...	...	...

B-VI—Occupational Divisions of Persons at work other than Cultivation

Occupational Division No.	Age-group	Total Workers			Total Literate Workers	
		Persons	Males	Females	Males	Females
1	2	3	4	5	6	7
						PONDICHERRY
ALL DIVISIONS	Total	**15,147**	**12,240**	**2,907**	**9,555**	**952**
	0—14	507	298	209	129	27
	15—34	7,037	5,822	1,215	4,669	571
	35—59	6,603	5,351	1,252	4,204	318
	60+	999	768	231	552	36
	A. N. S.	1	1	...	1	...
0	Total	**1,427**	**999**	**428**	**966**	**412**
	0—14				2	...
	15—34				433	280
	35—59				453	123
	60+				77	9
	A. N. S.				1	...
1	Total	**457**	**436**	**21**	**423**	**20**
	0—14				1	...
	15—34				156	6
	35—59				239	13
	60+				27	1
2	Total	**2,325**	**2,249**	**76**	**2,188**	**61**
	0—14				19	...
	15—34				1,231	47
	35—59				858	12
	60+				80	2
3	Total	**2,308**	**2,071**	**237**	**1,800**	**30**
	0—14				33	...
	15—34				746	16
	35—59				867	13
	60+				154	1
4	Total	**293**	**268**	**25**	**134**	**5**
	15—34				48	2
	35—59				78	3
	60+				8	...

Classified by Sex, Broad Age-Groups and Educational Levels in Urban areas only—(Contd.)

Literate without educational level		Educational Levels							
		Primary or Junior Basic		Matriculation or Higher Secondary		Technical Diploma not equal to Degree		Non-Technical Diploma not equal to Degree	
Males	Females	Males	Females	Males	Females	Males	Females	Males	Females
8	9	10	11	12	13	14	15	16	17
AREA									
6,973	**619**	**855**	**76**	**1,171**	**202**	**43**	...	**4**	**1**
109	23	20	4	...	...	...	...	...	...
3,170	341	531	40	688	157	24	...	...	...
3,224	223	282	29	458	44	16	...	2	1
470	32	22	3	24	1	3	...	2	...
...	...	...	...	1	...	...	...	...	...
430	**176**	**34**	**32**	**229**	**156**	**23**	...	**2**	**1**
2	...	...	...	...	...	...	...	...	...
161	106	14	21	124	123	9	...	...	...
224	62	18	10	98	33	11	...	1	1
43	*8	2	1	6	...	3	...	1	...
...	...	...	...	1	...	...	...	...	...
208	**12**	**15**	**1**	**98**	**5**	**5**	...	**1**	...
1	...	...	...	...	...	...	...	...	...
65	4	8	...	44	1	2	...	...	...
125	7	7	1	50	4	3	...	...	...
17	1	...	...	4	...	...	...	1	...
1,416	**26**	**122**	**3**	**521**	**31**	**12**	...	...	...
17	...	2	...	...	...	...	...	...	...
730	17	72	2	346	27	12	...	...	...
600	8	46	1	168	3	...	...	...	...
69	1	2	...	7	1	...	...	...	...
1,453	**24**	**167**	**3**	**165**	**2**	...	...	...	...
32	...	1	...	...	...	...	...	...	...
567	13	89	3	83	...	...	...	...	...
713	10	69	...	78	2	...	...	...	...
141	1	8	...	4	...	...	...	...	...
115	**4**	**10**	**1**	**5**	...	**2**	...	...	...
38	2	5	...	3	...	1	...	...	...
69	2	5	1	2	...	1	...	...	...
8	...	...	...	...	...	...	...	...	...

B-VI—Occupational Divisions of Persons at work other than Cultivation

Occupational Division No.	Age-group	Educational Levels					
				Technical Degree or Diploma			
		University Degree or Post-graduate Degree		Engineering		Medicine	
		Males 18	Females 19	Males 20	Females 21	Males 22	Females 23
							PONDICHERRY
ALL DIVISIONS	Total	399	48	21	...	71	5
	0—14	...	...	...	...	...	...
	15—34	199	29	14	...	28	4
	35—59	175	19	6	...	38	1
	60+	25	...	1	...	5	...
	A.N.S.	...	...	...	...	...	...
0	Total	152	41	18	...	67	5
	0—14	...	...	...	...	...	...
	15—34	76	26	13	...	26	4
	35—59	59	15	5	...	36	1
	60+	17	...	...	...	5	...
	A.N.S.	...	...	...	...	...	...
1	Total	88	2	2	...	2	...
	0—14	...	..	...	...	...	...
	15—34	33	1	...	...	2	...
	35—59	51	1	1	...	...	...
	60+	4	...	1	...	...	...
2	Total	114	1	1	...	...	...
	0—14	...	...	...	...	...	...
	15—34	68	1	1	...	...	...
	35—59	44	...	...	...	...	...
	60+	2	...	...	...	...	...
3	Total	15	1	...	...	...	...
	0—14	...	...	...	...	...	...
	15—34	7	...	...	...	...	...
	35—59	7	1	...	...	...	...
	60+	1	...	...	...	...	...
4	Total	1	...	...	...	...	...
	15—34	...	...	...	...	...	...
	35—59	1	...	...	...	...	...
	60+	...	...	...	...	...	...

Classified by Sex, Broad Age-Groups and Educational Levels in Urban Areas Only—(Contd.)

Educational Levels									
equal to Degree or Post—graduate Degree									
Agriculture		Veterinary and Dairying		Technology		Teaching		Others	
Males 24	Females 25	Males 26	Females 27	Males 28	Females 29	Males 30	Females 31	Males 32	Females 33
AREA (Contd.)									
3	...	1	...	13	...	1	1	...	...
...	...	...	...	...	...	...	...	...	...
2	...	1	...	11	...	1	...	...	...
1	...	...	...	2	...	...	1	...	...
...	...	...	...	...	...	...	...	...	...
...	...	...	...	...	...	...	...	...	...
...	...	1	...	10	...	...	1	...	...
...	...	...	...	...	...	...	...	...	...
...	...	1	...	9	...	...	...	...	...
...	...	...	...	1	...	...	1	...	...
...	...	...	...	...	...	...	...	...	...
...	...	...	...	...	...	...	...	...	...
1	...	...	...	2	...	1	...	...	...
...	...	...	...	...	...	...	...	...	...
...	...	...	...	1	...	1	...	...	...
1	...	...	...	1	...	...	...	...	...
...	...	...	...	...	...	...	...	...	...
1	...	...	...	1	...	...	...	...	...
...	...	...	...	...	...	...	...	...	...
1	...	...	...	1	...	...	...	...	...
...	...	...	...	...	...	...	...	...	...
...	...	...	...	...	...	...	...	...	...
...	...	...	...	...	...	...	...	...	...
...	...	...	...	...	...	...	...	...	...
...	...	...	...	...	...	...	...	...	...
1	...	...	...	...	...	...	...	...	...
1	...	...	...	...	...	...	...	...	...
...	...	...	...	...	...	...	...	...	...
...	...	...	...	...	...	...	...	...	...

B-VI—Occupational Divisions of Persons at work other than Cultivation

Occupational Division No.	Age-group	Total Workers			Total Literate Workers	
		Persons	Males	Females	Males	Females
1	2	3	4	5	6	7
						PONDICHERRY
5	Total	**5**	**5**	...	**5**	...
	0—14				2	...
	15—34				2	...
	60+				1	...
6	Total	**852**	**848**	**4**	**348**	**2**
	0—14				1	...
	15—34				187	2
	35—59				150	...
	60+				10	...
7—8	Total	**4,948**	**3,880**	**1,068**	**2,637**	**232**
	0—14				52	13
	15—34				1,295	124
	35—59				1,126	84
	60+				164	11
9	Total	**2,532**	**1,484**	**1,048**	**1,054**	**190**
	0—14				19	14
	15—34				571	94
	35—59				433	70
	60+				31	12
						KARIKAL
ALL DIVISIONS	Total	**5,691**	**4,879**	**812**	**3,768**	**167**
	0—14	153	127	26	56	1
	15—34	2,553	2,304	249	1,809	87
	35—59	2,570	2,124	446	1,667	71
	60+	415	324	91	236	8
0	Total	**375**	**302**	**73**	**294**	**73**
	15—34				141	50
	35—59				120	23
	60+				33	...

Classified by Sex, Broad Age Groups and Educational Levels in Urban Areas Only—(Contd.)

Literate without educational level		Educational Levels							
		Primary or Junior Basic		Matriculation or Higher Secondary		Technical Diploma not equal to Degree		Non-Technical Diploma not equal to Degree	
Males	Females	Males	Females	Males	Females	Males	Females	Males	Females
8	9	10	11	12	13	14	15	16	17
AREA (Contd.)									
3	...	**2**	...	...	...	...	...	...	...
2	...	...	...	...	...	...	...	...	...
...	...	2	...	...	...	...	...	...	...
1	...	...	...	...	...	...	...	...	...
292	...	**22**	...	**31**	**2**	...	...	**1**	...
1	...	...	...	...	...	...	...	...	...
159	...	12	...	15	2	...	...	...	...
123	...	9	...	16	...	...	...	1	...
9	...	1	...	...	...	...	...	...	...
2,238	**205**	**309**	**22**	**74**	**5**	**1**	...	...	...
40	9	12	4	...	...	...	...	...	...
1,058	111	188	10	41	3	...	...	...	...
986	75	102	7	31	2	1	...	...	...
154	10	7	1	2	...	...	...	...	...
818	**172**	**174**	**14**	**48**	**1**	...	...	...	...
14	14	5	...	...	...	...	...	...	...
392	88	141	4	32	1	...	...	...	...
384	59	26	9	15	...	...	...	...	...
28	11	2	1	1	...	...	...	...	...
AREA									
3,378	**133**	**73**	**4**	**234**	**27**	**6**	...	...	...
55	1	1	...	...	...	...	...	...	...
1,604	60	45	3	120	22	6	...	...	...
1,501	64	26	1	105	5	...	...	...	...
218	8	1	...	9	...	...	...	...	...
163	41	**4**	**3**	**78**	**26**	**2**	...	...	...
71	24	4	2	47	22	2	...	...	...
70	17	...	1	28	4	...	...	...	...
22	...	...	...	3	...	...	...	...	...

B-VI—Occupational Divisions of Persons at work other than Cultivation

Occupational Division No.	Age-group	Educational Levels					
				Technical Degree or Diploma			
		University Degree or Post-graduate Degree		Engineering		Medicine	
		Males 18	Famales 19	Males 20	Famales 21	Males 22	Famales 23
							PONDICHERRY
5	Total	...	...	...	...	...	...
	0—14	...	...	...	...	...	...
	15—34	...	...	...	...	...	...
	60+	...	...	...	...	...	...
6	Total	1	...	...	...	1	...
	0—14	...	...	...	...	...	...
	15—34	1	...	...	...	...	...
	35—59	...	...	...	...	1	...
	60+	...	...	...	...	...	...
7—8	Total	14	...	...	...	1	...
	0—14	...	...	...	...	...	...
	15—34	8	...	...	...	...	...
	35—59		...	...	...	1	...
	60+	1	...	...	...	...	...
9	Total	14	3	...	...	...	...
	0—14	...	...	...	...	...	...
	15—34	6	1	...	...	...	...
	35—59	8	2	...	...	...	...
	60+	...	...	...	...	...	...
							KARIKAL
ALL DIVISIONS	Total	65	2	2	...	8	1
	0—14	...	...	...	...	...	...
	15—34	30	2	1	...	1	...
	35—59	27	...	1	...	7	1
	60+	8	...	...	...	...	...
0	Total	37	2	1	...	8	1
	15—34	14	2	1	...	1	...
	35—59	15	...	...	...	7	1
	60+	8	...	...	...	...	...

Classified by Sex, Broad Age—Groups and Educational Levels in Urban Areas Only—(Contd.)

Educational Levels									
equal to Degree or Post—graduate Degree									
Agriculture		Veterinary and Dairying		Technology		Teaching		Others	
Males 24	Females 25	Males 26	Females 27	Males 28	Females 29	Males 30	Females 31	Males 32	Females 33
AREA (Concld.)									
...	...	...	...	...	...	...	...	...	...
...	...	...	...	...	...	...	...	...	...
...	...	...	...	...	...	...	...	...	...
...	...	...	...	...	...	...	...	...	...
...	...	...	...	...	...	...	...	...	...
...	...	...	...	...	...	...	...	...	...
...	...	...	...	...	...	...	...	...	...
...	...	...	...	...	...	...	...	...	...
...	...	...	...	...	...	...	...	...	...
...	...	...	...	...	...	...	...	...	...
...	...	...	...	...	...	...	...	...	...
...	...	...	...	...	...	...	...	...	...
...	...	...	...	...	...	...	...	...	...
...	...	...	...	...	...	...	...	...	...
...	...	...	...	...	...	...	...	...	...
AREA (Contd.)									
...	...	1	...	1	...	...	...	...	...
...	...	...	...	...	...	...	...	...	...
...	...	1	...	1	...	...	...	...	...
...	...	...	...	...	...	...	...	...	...
...	...	...	...	...	...	...	...	...	...
...	...	1	...	...	...	...	...	...	...
...	...	1	...	...	...	...	...	...	...
...	...	...	...	...	...	...	...	...	...
...	...	...	...	...	...	...	...	...	...

B-VI—Occupational Divisions of Persons at work other than Cultivation

Occupational Division No.	Age-group	Total Workers			Total Literate Workers	
		Persons	Males	Females	Males	Females
1	2	3	4	5	6	7
						KARIKAL
1	Total	117	115	2	110	2
	15—34				40	...
	35—59				63	1
	60+				7	1
2	Total	609	592	17	580	14
	0—14				4	...
	15—34				281	3
	35—59				257	8
	60+				38	3
3	Total	1,340	1,237	103	1,120	16
	0—14				16	...
	15—34				521	5
	35—59				497	9
	60+				86	2
4	Total	170	160	10	85	1
	0—14				1	...
	15—34				40	1
	35—59				42	...
	60+				2	...
6	Total	190	190	...	136	...
	15—34				64	...
	35—59				64	...
	60+				8	...
7—8	Total	2,043	1,757	286	1,046	26
	0—14				29	...
	15—34				546	14
	35—59				428	11
	60+				43	1
9	Total	847	526	321	397	35
	0—14				6	1
	15—34				176	14
	35—59				196	19
	60+				19	1

Classified by Sex, Broad Age-Groups and Educational Levels in Urban Areas Only – (Contd.)

Literate without educational level		Educational Levels							
		Primary or Junior Basic		Matriculation or Higher Secondary		Technical Diploma not equal to Degree		Non-Technical Diploma not equal to Degree	
Males	Females	Males	Females	Males	Females	Males	Females	Males	Females
8	9	10	11	12	13	14	15	16	17
AREA (Contd.)									
77	**2**	**3**	...	**19**	...	**1**	...	...	...
28	...	2	...	7	...	1	...	...	...
44	1	...	...	11	...	...	...	...	...
5	1	1	...	1	...	...	...	...	...
466	**14**	**31**	...	**68**	...	**3**	...	...	...
4	...	...	...	...	...	...	...	...	...
219	3	16	...	35	...	3	...	...	...
207	8	15	...	31	...	...	...	...	...
36	3	...	...	2	...	...	...	...	...
1,060	**16**	**13**	...	**43**	...	...	...	...	...
16	...	...	...	...	...	...	...	...	...
487	5	9	...	21	...	...	...	...	...
473	9	4	...	20	...	...	...	...	...
84	2	...	...	2	...	...	...	...	...
83	**1**	...	...	**1**	...	...	...	...	...
1	...	...	...	...	...	...	...	...	...
39	1	...	...	1	...	...	...	...	...
41	...	...	...	...	...	...	...	...	...
2	...	...	...	...	...	...	...	...	...
127	...	**2**	...	**7**	...	...	...	...	...
61	...	...	...	3	...	...	...	...	...
59	...	2	...	3	...	...	...	...	...
7	...	...	...	1	...	...	...	...	...
1,021	**24**	**18**	**1**	**7**	**1**	...	...	...	...
28	...	1	...	...	...	...	...	...	...
529	13	14	1	3	...	...	...	...	...
421	10	3	...	4	1	...	...	...	...
43	1	...	...	...	...	...	...	...	...
381	**35**	**2**	...	**11**	...	...	...	...	...
6	1	...	...	...	...	...	...	...	...
170	14	...	...	3	...	...	...	...	...
186	19	2	...	8	...	...	...	...	...
19	1	...	...	...	...	...	...	...	...

B-VI—Occupational Divisions of Persons at work other than Cultivation

Occupational Division No.	Age-group	Educational Levels					
				Technical Degree or Diploma			
		University Degree or Post-graduate Degree		Engineering		Medicine	
		Males 18	Females 19	Males 20	Females 21	Males 22	Females 23
							KARIKAL
1	Total	10	...	...	...	...	...
	15—34	2	...	...	...	...	...
	35—59	8	...	...	...	...	...
	60+	...	...	...	...	...	...
2	Total	12	...	...	...	...	...
	0—14	...	...	...	...	...	...
	15—34	8	...	...	...	...	...
	35—59	4	...	...	...	...	...
	60+	...	...	...	...	...	...
3	Total	4	...	...	...	...	...
	0—14	...	...	...	...	...	...
	15—34	4	...	...	...	...	...
	35—59	...	...	...	...	...	...
	60+	...	...	...	...	...	...
4	Total	...	...	1	...	...	...
	0—14	...	...	...	...	...	...
	15—34	...	...	...	...	...	...
	35—59	...	...	1	...	...	...
	60+	...	...	...	...	...	...
6	Total	...	...	...	...	...	...
	15—34	...	...	...	...	...	...
	35—59	...	...	...	...	...	...
	60+	...	...	...	...	...	...
7—8	Total	...	...	...	...	...	...
	0—14	...	...	...	...	...	...
	15—34	...	...	...	...	...	...
	35—59	...	...	...	...	...	...
	60+	...	...	...	...	...	...
9	Total	2	...	...	...	...	...
	0—14	...	...	...	...	...	...
	15—34	2	...	...	...	...	...
	35—59	...	...	...	...	...	...
	60+	...	...	...	...	...	...

Classified by Sex, Broad Age-Groups and Educational Levels in Urban Areas Only—(Contd.)

Educational Levels									
equal to Degree or Post—graduate Degree									
Agriculture		Veterinary and Dairying		Technology		Teaching		Others	
Males	Females	Males	Females	Males	Females	Males	Females	Males	Females
24	25	26	27	28	29	30	31	32	33
AREA (Concld.)									
...	...	...	...	...	...	...	...	...	...
...	...	...	...	...	...	...	...	...	...
...	...	...	...	...	...	...	...	...	...
...	...	...	...	...	...	...	...	...	...
...	...	...	...	...	...	...	...	...	...
...	...	...	...	...	...	...	...	...	...
...	...	...	...	...	...	...	...	...	...
...	...	...	...	...	...	...	...	...	...
...	...	...	...	...	...	...	...	...	...
...	...	...	...	...	...	...	...	...	...
...	...	...	...	...	...	...	...	...	...
...	...	...	...	...	...	...	...	...	...
...	...	...	...	...	...	...	...	...	...
...	...	...	...	...	...	...	...	...	...
...	...	...	...	...	...	...	...	...	...
...	...	...	...	...	...	...	...	...	...
...	...	...	...	...	...	...	...	...	...
...	...	...	...	...	...	...	...	...	...
...	...	...	...	...	...	...	...	...	...
...	...	...	...	...	...	...	...	...	...
...	...	...	...	...	...	...	...	...	...
...	...	...	...	...	...	...	...	...	...
...	...	...	...	1	...	...	...	...	...
...	...	...	...	...	...	...	...	...	...
...	...	...	...	1	...	...	...	...	...
...	...	...	...	...	...	...	...	...	...
...	...	...	...	...	...	...	...	...	...

B—VI–Occupational Divisions of Persons at work other than Cultivation

Occupational Division No.	Age-group	Total Workers			Total Literate Workers	
		Persons	Males	Females	Males	Females
1	2	3	4	5	6	7
						MAHE
ALL DIVISIONS	Total	**2,005**	**1,590**	**415**	**1,208**	**123**
	0—14	126	56	70	31	16
	15—34	884	714	170	568	68
	35—59	852	698	154	530	34
	60+	142	121	21	78	5
	A.N.S.	1	1	...	1	...
0	Total	**153**	**117**	**36**	**117**	**36**
	15—34				53	23
	35—59				57	12
	60+				7	1
1	Total	**105**	**102**	**3**	**90**	**1**
	0—14				2	...
	15—34				30	1
	35—59				51	...
	60+				7	...
2	Total	**88**	**85**	**3**	**84**	**3**
	15—34				41	2
	35—59				42	1
	60+				1	...
3	Total	**267**	**257**	**10**	**235**	**6**
	0—14				1	...
	15—34				100	...
	35—59				111	3
	60+				23	3
4	Total	**495**	**486**	**9**	**247**	**3**
	0—14				3	...
	15—34				128	1
	35—59				95	2
	60+				21	...
5	Total	**1**	**1**	...	...	...
6	Total	**27**	**27**	...	**25**	...
	15—34				11	...
	35—59				11	...
	60+				3	...

Classified by Sex, Broad Age-Groups and Educational Levels in Urban areas only - (Contd.)

	Educational Levels									
	Literate without educational level		Primary or Junior Basic		Matriculation or Higher Secondary		Technical Diploma not equal to Degree		Non-Technical Diploma not equal to Degree	
	Males	Females	Males	Females	Males	Females	Males	Females	Males	Females
	8	9	10	11	12	13	14	15	16	17
AREA										
846	**68**	**193**	**29**	**138**	**22**	**2**	...	**5**	...	
24	11	7	5	...	...	...	...	...	...	
362	35	113	14	81	15	1	...	...	...	
390	20	67	7	56	7	1	...	5	...	
69	2	6	3	1	...	...	...	...	...	
1	...	...	...	...	...	...	...	...	...	
42	**7**	**7**	**5**	**48**	**20**	**1**	...	**3**	...	
10	4	4	1	30	14	1	...	...	...	
27	2	3	4	17	6	...	...	3	...	
5	1	...	...	1	...	...	...	...	...	
56	1	**11**	...	**18**	...	...	...	1	...	
1	...	1	...	...	...	...	...	...	...	
19	1	2	...	7	...	...	...	...	...	
31	...	6	...	11	...	...	...	1	...	
5	...	2	...	...	...	...	...	...	...	
36	**3**	**11**	...	**34**	...	**1**	...	**1**	...	
15	2	3	...	23	...	...	...	...	...	
20	1	8	...	11	...	1	...	1	...	
1	...	...	...	...	...	...	...	...	...	
179	**1**	**35**	**4**	**20**	**1**	...	...	...	...	
1	...	...	...	...	...	...	...	...	...	
69	...	20	...	11	...	...	...	...	...	
89	1	13	1	9	1	...	...	...	...	
20	...	2	3	...	...	...	...	...	...	
202	**2**	**41**	**1**	**4**	...	...	...	...	...	
3	...	...	...	...	...	...	...	...	...	
92	1	34	...	2	...	...	...	...	...	
87	1	6	1	2	...	...	...	...	...	
20	...	1	...	...	...	...	...	...	...	
...	...	...	...	...	...	...	...	...	...	
14	...	**7**	...	**4**	...	...	...	...	...	
5	...	4	...	2	...	...	...	...	...	
6	...	3	...	2	...	...	...	...	...	
3	...	...	...	...	...	...	...	...	...	

B—VI—Occupational Divisions of Persons at work other than Cultivation

Occupational Division No.	Age-group	Educational Levels					
				Technical Degree or Diploma			
		University Degree or Post-graduate Degree		Engineering		Medicine	
		Males 18	Females 19	Males 20	Females 21	Males 22	Females 23
							MAHE
ALL DIVISIONS	Total	17	1	1	...	3	1
	0—14	...	...	...	...	...	...
	15—34	6	1	1	...	1	1
	35—59	9	...	...	...	2	...
	60+	2	...	...	...	...	...
	A.N.S.	...	...	...	...	...	...
0	Total	9	1	1	...	3	1
	15—34	3	1	1	...	1	1
	35—59	5	...	...	...	2	...
	60+	1	...	...	...	...	...
1	Total	4	...	...	...	...	...
	0—14	...	...	...	...	...	...
	15—34	2	...	...	...	...	...
	35—59	2	...	...	...	...	...
	60+	...	...	...	...	...	...
2	Total	1	..	...	...	...	...
	15—34	...	...	...	...	...	...
	35—59	1	...	...	...	...	..
	60+	...	...	...	...	...	...
3	Total	1	...	...	...	...	...
	0—14	...	...	...	...	...	...
	15—34	...	...	...	...	...	...
	35—59	...	...	...	...	...	...
	60+	1	...	...	...	...	...
4	Total	...	...	...	...	...	...
	0—14	...	...	...	...	...	...
	15—34	...	...	...	...	...	...
	35—59	...	...	...	...	...	...
	60+	...	...	...	...	...	...
5	Total	...	...	...	...	...	...
6	Total	...	...	...	...	...	...
	15—34	...	...	...	...	...	...
	35—59	...	...	...	...	...	...
	60+	...	...	...	...	...	...

Classified by Sex, Broad Age—Groups and Educational Levels in Urban Areas Only—(Contd.)

Educational Levels equal to Degree or Post—graduate Degree									
Agriculture		Veterinary and Dairying		Technology		Teaching		Others	
Males 24	Females 25	Males 26	Females 27	Males 28	Females 29	Males 30	Females 31	Males 32	Females 33
AREA (Contd.)									
...	...	...	...	...	...	3	2	...	...
...	...	...	...	...	...	...	...	...	...
...	...	...	...	...	...	3	2	...	...
...	...	...	...	...	...	...	...	...	...
...	...	...	...	...	...	...	...	...	...
...	...	...	...	...	...	...	...	...	...
...	...	...	...	...	...	3	2	...	...
...	...	...	...	...	...	3	2	...	...
...	...	...	...	...	...	...	...

B-VI—Occupational Divisions of Persons at work other than Cultivation

Occupational Division No.	Age-group	Total Workers			Total Literate Workers	
		Persons	Males	Females	Males	Females
1	2	3	4	5	6	
						MAHE
7—8	Total	**451**	**350**	**101**	**289**	**33**
	0 - 14				12	1
	15 - 34				135	23
	35—59				129	9
	60+				13	...
9	Total	**410**	**157**	**253**	**114**	**41**
	0—14				13	15
	15—34				68	18
	35 - 59				30	7
	60+				2	1
	A.N.S.				1	...
X	Total	**8**	**8**	...	**7**	...
	15—34				2	...
	35—59				4	...
	60+				1	...
						YANAM
ALL DIVISIONS	Total	**2,203**	**1,506**	**697**	**745**	**66**
	0—14	138	110	28	31	2
	15—34	1,054	732	322	390	46
	35—59	829	561	268	287	16
	60+	182	103	79	37	2
0	Total	**89**	**76**	**13**	**76**	**13**
	15—34				37	11
	35—59				33	2
	60+				6	...
1	Total	**33**	**31**	**2**	**27**	**1**
	15—34				8	1
	35—59				18	...
	60+				1	...

Classified by Sex, Broad Age-Groups and Educational Levels in Urban Areas Only—(Contd.)

Literate without educational level		Educational Levels							
		Primary or Junior Basic		Matriculation or Higher Secondary		Technical Diploma not equal to Degree		Non-Technical Diploma not equal to Degree	
Males	Females	Males	Females	Males	Females	Males	Females	Males	Females
8	9	10	11	12	13	14	15	16	17
AREA (Contd.)									
227	**21**	**58**	**11**	**4**	**1**	...	...	...	...
6	...	6	1	...	...	...	...	...	...
101	13	31	9	3	1	...	...	...	...
108	8	20	1	1	...	...	...	...	...
12	...	1	...	...	...	...	...	...	...
87	**33**	**20**	**8**	**5**	...	...	...	...	...
13	11	...	4	...	...	...	...	...	...
50	14	14	4	3	...	...	...	...	...
21	7	6	...	2	...	...	...	...	...
2	1	...	...	...	...	...	...	...	...
1	...	...	...	...	...	...	...	...	...
3	...	**3**	...	**1**	...	...	...	...	...
1	...	1	...	...	...	...	...	...	...
1	...	2	...	1	...	...	...	...	...
1	...	...	...	...	...	...	...	...	...
AREA									
138	**23**	**468**	**33**	**115**	**10**	**3**	...	**1**	...
12	2	19	...	...	...	...	...	...	...
58	13	253	24	64	9	2	...	...	...
61	6	169	9	48	1	1	...	1	...
7	2	27	...	3	...	...	...	...	...
2	...	**27**	**4**	**37**	**9**	...	...	**1**	...
...	...	11	3	20	8	...	...	...	...
2	...	12	1	15	1	...	...	1	...
...	...	4	...	2	...	...	...	...	...
2	...	**13**	...	**7**	**1**	...	...	...	...
...	...	5	...	...	1	...	...	...	...
2	...	7	...	7	...	...	...	...	...
...	...	1	...	...	...	...	...	...	...

B-VI—Occupational Divisions of Persons at work other than Cultivation

Occupational Division No.	Age-group	Educational Levels					
				Technical Degree or Diploma			
		University Degree or Post-graduate Degree		Engineering		Medicine	
		Males 18	Females 19	Males 20	Females 21	Males 22	Females 23
							MAHE
7—8	Total	...	...	...	...	...	...
	0—14	...	...	...	...	...	...
	15—34	...	...	...	...	...	...
	35—59	...	...	...	...	...	...
	60+	...	...	...	...	...	...
9	Total	2	...	...	...	...	...
	0—14	...	...	...	...	...	...
	15—34	1	...	...	...	...	...
	35—59	1	...	...	...	...	...
	60+	...	...	...	...	...	...
	A.N.S.	...	...	...	...	...	...
X	Total	...	...	...	...	...	...
	15—34	...	...	...	...	...	...
	35—59	...	...	...	...	...	...
	60+	...	...	...	...	...	...
							YANAM
ALL DIVISIONS	Total	13	...	1	...	2	...
	0—14	...	...	...	...	...	...
	15—34	10	...	...	...	...	...
	35—59	3	...	1	...	2	...
	60+	...	...	...	...	...	...
0	Total	4	...	1	...	2	...
	15—34	4	...	...	...	...	...
	35—59	...	...	1	...	2	...
	60+	...	...	...	...	...	...
1	Total	3	...	...	...	...	...
	15—34	2	...	...	...	...	...
	35—59	1	...	...	...	...	...
	60+	...	...	...	...	...	...

Classified by Sex, Broad Age-groups and Educational Levels in Urban areas only—(Contd.)

Educational Levels									
equal to Degree or Post—graduate Degree									
Agriculture		Veterinary and Dairying		Technology		Teaching		Others	
Males 24	Females 25	Males 26	Females 27	Males 28	Females 29	Males 30	Females 31	Males 32	Females 33
AREA (Concld.)									
...	...	...	...	...	...	...	...	...	...
...	...	...	...	...	...	...	...	...	...
...	...	...	...	...	...	...	...	...	...
...	...	...	...	...	...	...	...	...	...
...	...	...	...	...	...	...	...	...	...
...	...	...	...	...	...	...	...	...	...
...	...	...	...	...	...	...	...	...	...
...	...	...	...	...	...	...	...	...	...
...	...	...	...	...	...	...	...	...	...
...	...	...	...	...	...	...	...	...	...
...	...	...	...	...	...	...	...	...	...
...	...	...	...	...	...	...	...	...	...
...	...	...	...	...	...	...	...	...	...
...	...	...	...	...	...	...	...	...	...
AREA (Contd.)									
...	...	...	...	1	...	3	...	...	...
...	...	...	...	...	...	...	...	...	...
...	...	...	...	...	...	3	...	...	...
...	...	...	...	1	...	...	...	...	...
...	...	...	...	...	...	...	...	...	...
...	...	...	...	...	...	2	...	...	...
...	...	...	...	...	...	2	...	...	...
...	...	...	...	...	...	...	...	...	...
...	...	...	...	...	...	...	...	...	...
...	...	...	...	1	...	1	...	...	...
...	...	...	...	...	...	1	...	...	...
...	...	...	...	1	...	...	...	...	...
...	...	...	...	...	...	...	...	...	...

B–VI—Occupational Divisions of Persons at work other than Cultivation

Occupational Division No.	Age-group	Total Workers			Total Literate Workers	
		Persons	Males	Females	Males	Females
1	2	3	4	5	6	7
						YANAM
2	Total	**89**	**89**	...	**84**	...
	15—34				47	...
	35—59				35	...
	60+				2	...
3	Total	**258**	**137**	**121**	**113**	**4**
	0—14				1	...
	15—34				60	...
	35—59				44	2
	60+				8	2
4	Total	**389**	**364**	**25**	**65**	**3**
	0—14				17	...
	15—34				32	2
	35—59				16	1
5	Total	**2**	**2**	...	...	...
6	Total	**144**	**144**	...	**61**	...
	0—14				1	...
	15—34				24	...
	35—59				33	...
	60+				3	...
7—8	Total	**1,027**	**559**	**468**	**256**	**36**
	0—14				9	2
	15—34				149	27
	35—59				81	7
	60+				17	...
9	Total	**172**	**104**	**68**	**63**	**9**
	0—14				3	...
	15—34				33	5
	35—59				27	4

Classified by Sex, Broad Age-Groups and Educational Levels in Urban areas only—(Contd.)

	Educational Levels									
	Literate without educational level		Primary or Junior Basic		Matriculation or Higher Secondary		Technical Diploma not equal to Degree		Non-Technical Diploma not equal to Degree	
	Males	Females	Males	Females	Males	Females	Males	Females	Males	Females
	8	9	10	11	12	13	14	15	16	17
AREA (Contd.)										
	6	...	**42**	...	**34**	...	**1**	...	...	...
	2	...	24	...	21	...	...	...	...	...
	3	...	18	...	12	...	1	...	...	...
	1	...	...	...	1	...	...	...	...	...
	14	**3**	**84**	**1**	**15**	...	...	...	...	...
	...	...	1	...	...	...	...	...	...	...
	5	...	43	...	12	...	...	...	...	...
	8	1	33	1	3	...	...	...	...	...
	1	2	7	...	...	...	...	...	...	...
	28	...	**29**	3	**1**	...	**2**	...	...	...
	9	...	8	...	...	...	...	...	...	...
	11	...	14	2	1	...	2	...	...	...
	8	...	7	1	...	...	...	...	...	...
	...	...	...	...	...	...	...	...	...	...
	13	...	**43**	...	**5**	...	...	...	...	...
	1	...	...	...	...	...	...	...	...	...
	5	...	17	...	2	...	...	...	...	...
	6	...	24	...	3	...	...	...	...	...
	1	...	2	...	...	...	...	...	...	...
	66	**16**	**183**	**20**	**7**	...	...	...	...	...
	2	2	7	...	...	...	...	...	...	...
	31	10	114	17	4	...	...	...	...	...
	29	4	49	3	3	...	...	...	...	...
	4	...	13	...	...	...	...	...	...	...
	7	**4**	**47**	**5**	**9**	...	...	...	...	...
	...	...	3	...	...	...	...	...	...	...
	4	3	25	2	4	...	...	...	...	...
	3	1	19	3	5	...	...	...	...	...

B-VI—Occupational Divisions of Persons at work other than Cultivation

Occupational Division No.	Age-group	Educational Levels					
				Technical Degree or Diploma			
		University Degree or Post-graduate Degree		Engineering		Medicine	
		Males 18	Females 19	Males 20	Females 21	Males 22	Females 23
							YANAM
2	Total	1	...	...	...	...	...
	15—34	...	...	...	...	...	...
	35—59	1	...	...	...	...	...
	60+	...	...	...	...	...	...
3	Total	...	...	...	...	...	...
	0—14	...	...	...	...	...	...
	15—34	...	...	...	...	...	...
	35—59	...	...	...	...	...	...
	60+	...	...	...	...	...	...
4	Total	5	...	...	...	...	...
	0—14	...	...	...	...	...	...
	15—34	4	...	...	...	...	...
	35—59	1	...	...	...	...	...
5	Total	...	...	...	...	...	...
6	Total	...	...	...	...	...	...
	0—14	...	...	...	...	...	...
	15—34	...	...	...	...	...	...
	35—59	...	...	...	...	...	...
	60+	...	...	...	...	...	...
7—8	Total	...	...	...	...	...	...
	0—14	...	...	...	...	...	...
	15—34	...	...	...	...	...	...
	35—59	...	...	...	...	...	...
	60+	...	...	...	...	...	...
9	Total	...	...	...	...	...	...
	0—14	...	...	...	...	...	...
	15—34	...	...	...	...	...	...
	35—59	...	...	...	...	...	...

Note : Lines with Nil entries have been Omitted in this Table.

Classified by Sex, Broad Age-Groups and Educational Levels in Urban Areas Only—(Concld.)

Educational Levels									
equal to Degree or Post—graduate Degree									
Agriculture		Veterinary and Dairying		Technology		Teaching		Others	
Males 24	Females 25	Males 26	Females 27	Males 28	Females 29	Males 30	Females 31	Males 32	Females 33
AREA (Concld.)									
...	...	...	...	...	...	...	...	...	...
...	...	...	...	...	...	...	...	...	...
...	...	...	...	...	...	...	...	...	...
...	...	...	...	...	...	...	...	...	...
...	...	...	...	...	...	...	...	...	...
...	...	...	...	...	...	...	...	...	...
...	...	...	...	...	...	...	...	...	...
...	...	...	...	...	...	...	...	...	...
...	...	...	...	...	...	...	...	...	...
...	...	...	...	...	...	...	...	...	...
...	...	...	...	...	...	...	...	...	...
...	...	...	...	...	...	...	...	...	...
...	...	...	...	...	...	...	...	...	...
...	...	...	...	...	...	...	...	...	...
...	...	...	...	...	...	...	...	...	...
...	...	...	...	...	...	...	...	...	...
...	...	...	...	...	...	...	...	...	...
...	...	...	...	...	...	...	...	...	...
...	...	...	...	...	...	...	...	...	...
...	...	...	...	...	...	...	...	...	...
...	...	...	...	...	...	...	...	...	...
...	...	...	...	...	...	...	...	...	...
...	...	...	...	...	...	...	...	...	...
...	...	...	...	...	...	...	...	...	...
...	...	...	...	...	...	...	...	...	...
...	...	...	...	...	...	...	...	...	...

TABLE B-VII

PARTS A & B

PART-A— Persons Working Principally

(i) As Cultivators

(ii) As Agricultural Labourers or

(iii) At Household Industry

Classified By Sex and By Secondary work

(i) At Household Industry

(ii) As Cultivator or

(iii) As Agricultural Labourer

PART-B— Industrial Classification By Sex of Persons Working in Non-household Industry, Trade, Business, Profession or Service Who Are Also Engaged In Household Industry

FLY LEAF

This Table presents the cross tabulated data relating to Primary and Subsidiary work. It has two parts, Part—A giving cross tabulated data regarding persons whose principal and secondary work are any two of the following (1) cultivation (2) Agricultural labour (3) Household Industry. Part—B gives cross tabulated data of persons who have primary occupation in Non-household Industry, trade, business, profession or service (i. e. persons belonging to the workers of Category III and V to IX) and secondary occupation in Household Industry. In both parts data have been given for total, rural and urban areas and for males and females separately. In Part—A, the principal work of Household Industry alone has been classified by the industrial Divisions and Major groups and in Part—B, for the principal work and the additional work of Household Industry, figures have been given for each industrial Division and Major group. The classification of Industrial Division has been explained in detail in Fly leaf to Table B-IV. The list of Standard Industrial Classification indicating the industry each Division, Major group and Minor group denotes, has also been given in the Appendix to Fly leaf to Table B-IV. In the case of persons having two items of work, the work on which he spends most of his working time has been treated as Primary work. In the case of persons having more than two items of work, the occupation in which he spends most of his time next to the primary work, has been treated as secondary work. Part—A of this Table will show the extent to which cultivation is supplemented by Household Industry and vice versa.

B-VII-PART-A- Persons working principally (i) as Cultivators (ii) as Agricultural Labourers or (iii) at Household Industry classified by Sex and by Secondary work (i) at Household Industry (ii) as Cultivator or (iii) as Agricultural Labourer

Note : Major groups of Household Industry where persons having secondary work as Cultivator or Agricultural labourers are less than 5% of the persons of the Major group as principal work, have not been shown in this table. Divisions thus affected are marked with an asterisk. (*)

Principal work			Secondary work					
Cultivator Agricultural Labourer or Household Industry (Division and Major Group)		Total Rural Urban	At Household Industry		As Cultivator		As Agricultural labourer	
			Males	Females	Males	Females	Males	Females
1		2	3	4	5	6	7	8
			PONDICHERRY STATE					
Cultivator		Total	**370**	**41**	...	...	**4,805**	**1,523**
		Rural	358	30	...	...	4,797	1,523
		Urban	12	11	...	...	8	...
Agricultural Labourer		Total	**44**	**15**	**1,161**	**582**	...	...
		Rural	43	14	1,160	581	...	...
		Urban	1	1	1	1	...	...
Household Industry		Total	...	...	**227**	**40**	**97**	**61**
		Rural	...	...	200	40	84	60
		Urban	...	...	27	...	13	1
Agriculture, Livestock, Forestry, Fishing and Hunting	**0**	Total	...	...	**32**	**7**	**18**	**3**
		Rural	...	...	24	7	10	3
		Urban	...	...	8	...	8	...
Field produce and Plantation crops	00	Total	...	...	2	...	...	1
		Rural	...	...	2	...	...	1
		Urban	...	...	...	...	...	...
Livestock and Hunting	04	Total	...	...	30	7	18	**2**
		Rural	...	...	22	7	10	**2**
		Urban	...	...	8	...	8	...
Manufacturing	*2 & 3	Total	...	...	**195**	**33**	**79**	**58**
		Rural	...	...	176	33	74	57
		Urban	...	...	19	...	5	**1**
Beverages	21	Total	...	...	3	1	6	**4**
		Rural	...	...	3	1	6	**4**
Tobacco products	22	Total	...	...	...	...	1	...
		Rural	...	...	...	...	1	...
Manufacture of wood and wooden products	28	Total	...	...	22	2	18	**15**
		Rural	...	...	21	...	17	**14**
		Urban	...	...	1	...	1	**1**
Leather and Leather products	31	Total	...	...	4	...	8	...
		Rural	...	...	2	...	6	...
		Urban	...	...	2	...	2	...

B-VII—PART—A—Persons working principally (i) as Cultivators (ii) as Agricultural Labourers or (iii) at Household Industry classified by Sex and by Secondary work (i) at Household Industry (ii) as Cultivator or (iii) as Agricultural Labourer—(Contd.)

Principal work			Secondary work					
Cultivator Agricultural Labourer or Household Industry (Division and Major Group)		Total Rural Urban	At Household Industry		As Cultivator		As Agricultural Labourer	
			Males	Females	Males	Females	Males	Females
1			3	4	5	6	7	8
			PONDICHERRY STATE (Concld.)					
Basic metals and their products except Machinery and Transport Equipment	36	Total	...	...	9	...	1	...
		Rural	...	...	9	...	1	...
Transport Equipment	38	Total	...	...	4	...	...	...
		Rural	...	...	4	...	...	...
Miscellaneous Manufacturing Industries	39	Total	...	...	21	...	...	1
		Rural	...	...	16	...	...	1
		Urban	...	...	5	...	...	...
			PONDICHERRY AREA					
Cultivator		Total	**343**	**30**	...	...	**4,286**	**1,380**
		Rural	342	30	...	...	4,279	1,380
		Urban	1	...	...	...	7	...
Agricultural Labourer		Total	**38**	**10**	**1,051**	**566**	...	...
		Rural	38	10	1,051	566	...	...
Household Industry		Total	...	...	**190**	**39**	**78**	**55**
		Rural	...	195		39	78	55
		Urban	...	...	4	...	...	...
Agriculture, Livestock, Forestry, Fishing and Hunting	**0**	Total	...	...	**22**	**7**	**10**	**2**
		Rural	...	...	21	7	10	2
		Urban	...	...	1	...	...	...
Livestock and Hunting	04	Total	...	...	22	7	10	2
			...	...	21	7	10	2
		Urban	...	...	1	...	...	...
Manufacturing	*2 & 3	Total	...	...	**168**	**32**	**68**	**53**
		Rural	...	...	165	32	68	53
		Urban	...	...	3	...	...	...
Foodstuffs	20	Total	...	...	10	15	5	13
		Rural	...	...	10	15	5	13
Beverages	21	Total	...	...	3	1	6	4
		Rural	...	...	3	1	6	4
Tobacco Products	22	Total	...	...	...	...	1	...
		Rural	...	...	...	...	1	...
Manufacture of wood and wooden Products	28	Total	...	...	19	2	15	13
		Rural	...	...	19	2	15	13

B-VII—PART—A—Persons working principally (i) as Cultivators (ii) as Agricultural Labourers or (iii) at Household Industry classified by Sex and by Secondary work (i) at Household Industry (ii) as Cultivator or (iii) as Agricultural Labourer—(Contd.)

Principal work			Secondary work					
Cultivator Agricultural Labourer or Household Industry (Division and Major Group)		Total Rural Urban	At Household Industry		As Cultivator		As Agricultural Labourer	
			Males	Females	Males	Females	Males	Females
1		2	3	4	5	6	7	8
			PONDICHERRY AREA (Concld.)					
Leather and Leather Products	31	Total	...	...	2	...	6	...
		Rural	...	...	2	...	6	...
Non-Metallic Mineral Products other than Petroleum and Coal	34—35	Total	...	...	5	5	6	...
		Rural	...	...	5	5	6	...
Basic Metals and their products except Machinery and Transport equipment	36	Total	...	...	8	...	...	...
		Rural	...	...	8	...	...	...
Transport Equipment	38	Total	...	...	1	...	...	...
		Rural	...	...	1	...	...	...
Miscellaneous Manufacturing Industries	39	Total	...	...	16	...	...	1
		Rural	...	...	15	...	...	1
		Urban	...	...	1	...	..	...
			KARIKAL AREA					
Cultivator		Total	**11**	...	...	...	**506**	**136**
		Rural	11	...	...	...	505	136
		Urban	...	...	...	...	1	...
Agricultural Labourer		Total	**5**	**4**	**109**	**15**	...	...
		Rural	5	4	109	15	...	...
Household Industry		Total	...	...	**16**	**1**	**9**	**5**
		Rural	...	...	14	1	5	5
		Urban	...	...	2	...	4	...
Agriculture, Livestock, Forestry Fishing and Hunting	**0**	Total	...	...	**5**	...	**1**	**1**
		Rural	...	...	3	...		1
		Urban	...	...	2	...	1	...
Field produce and Plantation Crops	00	Total	...	...	...	...	...	1
		Rural	...	...	2	...	...	1
Livestock and Hunting	04	Total	...	...	3	...	1	...
		Rural	...	...	1	...	...	...
		Urban	...	...	2	...	1	...
Manufacturing	* 2 & 3	Total	...	...	**11**	**1**	**8**	**4**
		Rural	...	...	11	1	5	4
		Urban	...	...	...	...	3	...
Textile-Miscellaneous	27	Total	...	...	1	...	2	...
		Rural	...	...	1	...	...	...
		Urban	...	...	...	...	2	...

B-VII—PART—A—Persons working principally (i) as Cultivators (ii) as Agricultural Labourers or (iii) at Household Industry classified by Sex and by Secondary work (i) at Household Industry (ii) as Cultivator or (iii) as Agricultural Labourer—(Concld.)

Principal work			Secondary work					
Cultivator Agricultural Labourer or Household Industry (Division and Major Group)		Total Rural Urban	At Household Industry		As Cultivator		As Agricultural Labourer	
			Males	Females	Males	Females	Males	Females
1		2	3	4	5	6	7	8
			KARIKAL AREA (Concld.)					
Basic metals and their products except Machinery and Transport Equipment	36	Total	...	...	1	...	1	...
		Rural	...	...	1	...	1	...
Transport equipment	38	Total	...	...	3	...	...	...
		Rural	...	...	3	...	...	...
			MAHE AREA					
Cultivator		Total	5	...	...	...	13	7
		Rural	5	...	...	...	13	7
Household Industry		Total	...	...	...	...	1	...
		Rural	...	...	...	...	1	...
Manufacturing	2 & 3	Total	...	...	...	...	1	...
		Rural	...	...	...	...	1	...
Manufacture of Foodstuffs	20	Total	...	...	...	...	1	...
		Rural	...	...	...	...	1	...
			YANAM AREA					
Cultivator		Total	11	11	...	...	...	...
Agricultural Labourer		Total	1	1	1	1	...	...
Household Industry		Total	...	...	21	...	9	1
Agriculture, Livestock, Forestry, Fishing and Hunting	0	Total	...	...	5	...	7	...
Livestock and Hunting	04	Total	...	...	5	...	7	...
Manufacturing	2 & 3	Total	...	...	16	...	2	1
Textile—cotton	23	Total	...	...	7	...	...	...
Manufacture of wood and wooden products	28	Total	...	...	1	...	...	1
Leather and Leather Products	31	Total	...	...	2	...	2	...
Non-metallic Mineral Products other than petroleum and coal	34-35	Total	...	...	2	...	...	...
Miscellaneous Manufacturing Industries	39	Total	...	...	4	...	...	...

N.B.—The whole of Yanam Area is treated as Urban.

APPENDIX TO TABLE B—VII—PART—A

Note: Major Groups of Household Industry where persons having secondary work as cultivation or agricultural labour are less than 5% of the persons having the Major Group as principal work, have been shown in this Appendix.

Major Group No. and Description	Total Rural Urban	Category I Cultivator		Category II Agricultural Labourer	
		Males	Females	Males	Females
1	2	3	4	5	6
PONDICHERRY STATE					
20 Manufacturing of Foodstuffs	Total	11	16	7	15
	Rural	11	16	7	15
23 Manufacturing of Textile-Cotton	Total	105	9	28	21
	Rural	98	9	28	21
	Urban	7	...	...	...
24 Manufacturing of Textile Jute	Total	...	...	1	1
	Rural	...	...	1	1
26 Manufacturing of Textile-Silk	Total	1	...	...	...
	Rural	1	...	...	...
27 Manufacturing of Textile-Miscellaneous	Total	5	...	2	...
	Rural	3	...	...	...
	Urban	2	...	2	...
33 Chemicals and Chemical Products	Total	2	...	...	...
	Rural	2	...	...	...
34-35 Non-metallic Mineral Products Other than Petroleum and Coal	Total	8	5	7	1
	Rural	6	5	7	1
	Urban	2	...	...	...
PONDICHERRY AREA					
23 Manufacturing of Textile-Cotton	Total	97	9	28	21
	Rural	97	9	28	21
24 Manufacturing of Textile-Jute	Total	...	...	1	1
	Rural	...	..	1	1

Major Group No. and Description	Total Rural Urban	Category I Cultivator		Category II Agricultural Labourer	
		Males	Females	Males	Females
1	2	3	4	5	6
PONDICHERRY AREA (Concld.)					
26 Manufacturing of Textile-Silk	Total	1	...	...	...
	Rural	1	...	...	...
27 Manufacturing of Textile-Miscellaneous	Total	4	...	...	...
	Rural	2	...	...	...
	Urban	2	...	..	...
33 Chemicals and Chemical Products	Total	2	...	...	...
	Rural	2	...	...	...
KARIKAL AREA					
20 Manufacturing of Foodstuffs	Total	1	1	1	2
	Rural	1	1	1	2
23 Manufacturing of Textile-Cotton	Total	1	...	...	...
	Rural	1	...	...	...
28 Manufacturing of wood and wooden Products	Total	2	...	3	1
	Rural	2	...	2	1
	Urban	...	...	1	...
34-35 Non-metallic Mineral Products Other than Petroleum and Coal	Total	1	...	1	1
	Rural	1	...	1	1
39 Miscellaneous Manufacturing Industries	Total	1	...	...	...
	Rural	1	...	...	...

B-VII—PART-B—Industrial Classification by Sex of Persons Working in Non-Household Industry, Trade, Business, Profession or Service who are also engaged in Household Industry

Note :—Major Groups of Primary work where persons having secondary work as Household Industry are less than 1% of the persons having the Major Group as principal work are not shown in this Table. Divisions thus affected are marked with an asterisk (*)

Principal work / Additional work at Household Industry — Division and Major Group		Males	Females
1		2	3
PONDICHERRY STATE TOTAL			
***P. W. DIVISION**	**0**	**7,252**	**378**
A. W. Division	0	8	...
Major Group	04	8	...
Division	2 & 3	131	...
Major Groups	20	2	...
	23	126	...
	28	2	...
	39	1	...
P. W. Major Group	00	979	105
A. W. Divisions	0	2	...
	2 & 3	1	...
P. W. Major Group	01	396	50
A. W. Division	2 & 3	1	...
P. W. Major Group	02	73	4
A. W. Division	0	4	...
Major Group	04	4	...
P. W. Major Group	03	4,459	45
A. W. Divisions	0	2	...
	2 & 3	129	...
Major Group	23	126	...
***P. W. DIVISION**	**2 & 3**	**15,300**	**2,017**
A. W. Division	0	3	...
Major Group	04	3	...
Division	2 & 3	21	1
Major Groups	20	2	1
	21	3	...
	23	6	...
	24	1	...
	27	2	...
	28	1	...
	31	1	...
	34—35	2	...
	36	1	...
	37	1	...
	39	1	...

Principal work / Additional work at Household Industry — Division and Major Group		Males	Females
1		2	3
PONDICHERRY STATE (Contd.) TOTAL (Contd.)			
P. W. Major Group	20	1,377	101
A. W. Division	2&3	9	...
P. W. Major Group	21	1,474	3
A. W. Divisions	0	3	...
	2&3	1	...
P. W. Major Group	23	6,873	1,696
A. W. Division	2&3	8	1
P. W. Major Group	27	1,132	52
A. W. Division	2&3	1	...
P. W. Major Group	30	259	6
A. W. Division	2&3	1	...
P. W. Major Group	37	84	22
A. W. Division	2&3	1	...
***P. W. DIVISION**	**4**	**3,463**	**196**
A. W. Division	0	4	...
Major Group	04	4	...
Division	2&3	1	1
Major Group	23	...	1
	25	1	...
P. W. Major Group	40	3,463	196
A. W. Divisions	0	4	...
	2&3	1	1
***P. W. DIVISION**	**6**	**10,127**	**3,225**
A. W. Division	0	8	50
Major Groups	02	1	...
	03	2	49
	04	5	1
Division	2&3	19	68
Major Groups	20	4	67
	21	1	...
	23	3	...
	26	2	...
	27	1	1
	28	6	...
	38	1	...
	39	1	...

B-VII—PART-B—Industrial Classification by Sex of Persons Working in Non-Household Industry, Trade, Business, Profession or Service who are also engaged in Household Industry—(Contd.)

Principal work / Additional work at Household Industry — Division and Major Group		Males	Females
1		2	3
PONDICHERRY STATE (Contd.) TOTAL (Contd.)			
P. W. Major Group	64-68	9,223	3,191
A.W. Divisions	0	8	50
	2 & 3	17	68
P. W. Major Group	69	688	27
A. W. Division	2 & 3	2	...
*P. W. DIVISION	7	3,264	15
A.W. Division	0	2	...
Major Group	04	2	...
Division	2 & 3	1	...
Major Group	23	1	...
P. W. Major Group	70-71	2,963	14
A. W. Division	0	1	...
P. W. Major Group	73	296	...
A. W. Divisions	0	1	...
	2 & 3	1	...
*P. W. DIVISION	8	14,363	5,169
A.W. Division	0	3	...
Major Group	04	3	...
Division	2 & 3	7	21
Major Groups	23	1	...
	27	...	3
	28	2	...
	30	1	...
	33	1	...
	34-35	...	1
	38	1	...
	39	1	17
P. W. Major Group	80	3,806	129
A. W. Division	2 & 3	3	...
P. W. Major Group	81	1,441	641
A.W. Divisions	0	1	...
	2 & 3	1	2
P. W. Major Group	82	937	305
A.W. Divisions	0	1	...
	2 & 3	1	...
P. W. Major Group	83	687	131
A.W. Division	2 & 3	1	...
P. W. Major Group	86	126	21
A. W. Division	2 & 3	1	...
P. W. Major Group	88	4,265	2,607
A.W. Divisions	0	1	...
	2 & 3	...	2
P. W. Major Group	89	2,409	1,326
A. W. Division	2 & 3	...	17
*P. W. DIVISION	9	3,277	1,472
A. W. Division	0	1	...
Major Group	03	1	...
P. W. Major Group	90	3,277	1,472
A. W. Division	0	1	...
RURAL			
*P. W. DIVISION	0	6,096	324
A. W. Division	0	7	...
Major Group	04	7	...
Division	2 & 3	130	...
Major Groups	20	2	...
	23	126	...
	28	1	...
	39	1	...
P. W. Major Group	00	792	89
A.W. Divisions	0	1	...
	2 & 3	1	...
P. W. Major Group	01	392	50
A. W. Division	2 & 3	1	...
P. W. Major Group	02	52	4
A. W. Division	0	4	...
Major Group	04	4	...
P.W. Major Group	03	3,621	12
A.W. Divisions	0	2	...
	2 & 3	128	...
Major Group	23	126	...
*P. W. DIVISION	2 & 3	11,329	1,745
A. W. Division	0	3	...
Major Group	04	3	...
Division	2 & 3	16	1

B-VII—PART-B—Industrial Classification by Sex of Persons Working in Non-Household Industry, Trade, Business, Profession or Service who are also engaged in Household Industry—(Contd.)

Principal work / Additional work at Household Industry — Division and Major Group		Males	Females
1		2	3
PONDICHERRY STATE (Contd.)			
RURAL (Contd.)			
A.W. Major Groups	20	2	1
	21	3	...
	23	1	...
	24	1	...
	27	2	...
	28	1	...
	31	1	...
	34—35	2	...
	36	1	...
	37	1	...
	39	1	...
P. W. Major Group	20	927	43
A. W. Division	2 & 3	6	...
P. W. Major Group	21	1,191	1
A. W. Divisions	0	3	...
	2 & 3	1	...
P. W. Major Group	23	5,870	1,558
A. W. Division	2 & 3	6	1
P. W. Major Group	27	682	12
A. W. Division	2 & 3	1	...
P. W. Major Group	30	126	...
A. W. Division	2 & 3	1	...
P. W. Major Group	37	50	14
A. W. Division	2 & 3	1	...
*P. W. DIVISION	4	2,563	133
A.W. Division	0	4	...
Major Group	04	4	...
Division	2 & 3	1	...
Major Group	25	1	...
P. W. Major Group	40	2,563	133
A.W. Divisions	0	4	...
	2 & 3	1	...
*P. W. DIVISION	6	5,645	2,758
A. W. Division	0	6	50
Major Groups	02	1	...
	03	2	49

Principal work / Additional work at Household Industry — Division and Major Group		Males	Females
1		2	3
PONDICHERRY STATE (Contd.)			
RURAL (Contd.)			
A.W. Major Group	04	3	1
Division	2 & 3	14	68
Major Groups	20	3	67
	21	1	...
	23	1	...
	27	1	1
	28	6	...
	38	1	...
	39	1	...
P. W. Major Group	64—68	5,306	2,738
A.W. Division	0	6	50
Division	2 & 3	12	68
P. W. Major Group	69	220	19
A.W. Division	2 & 3	2	...
*P. W. DIVISION	7	1,825	9
A.W. Division	0	2	...
Major Group	04	2	...
Division	2 & 3	1	...
Major Group	23	1	...
P. W. Major Group	70—71	1,677	9
A.W. Division	0	1	...
P. W. Major Group	73	147	...
A.W Divisions	0	1	...
	2 & 3	1	...
*P. W. DIVISION	8	7,402	2,279
A.W. Division	0	3	...
Major Group	04	3	...
Division	2 & 3	5	1
Major Groups	23	1	...
	28	2	...
	30	1	...
	38	1	...
	39	...	1
P. W. Major Group	80	1,729	57
A.W. Division	2 & 3	2	...
P. W. Major Group	81	736	231

B-VII—PART-B—Industrial Classification by Sex of Persons Working in Non-Household Industry, Trade, Business, Profession or Service who are also engaged in Household Industry—(Contd.)

Principal work / Additional work at Houshold Industry — Division and Major Group	Males	Females
1	2	3
PONDICHERRY STATE (Contd.)		
RURAL (Concld.)		
A.W. Division	0	1	...
Division	2 & 3	1	1
P. W. Major Group	82	434	148
A.W. Division	0	1	...
P. W. Major Group	83	505	29
A.W. Division	2 & 3	1	...
P. W. Major Group	86	44	8
A.W. Division	2 & 3	1	...
P. W. Major Group	88	2,486	1,107
A.W. Division	0	1	...
*P. W. DIVISION	**9**	**3,259**	**1,472**
A.W. Division	0	1	...
Major Group	03	1	...
P. W. Major Group	90	3,259	1,472
A.W. Division	0	1	...
URBAN			
*P. W. DIVISION	**0**	**1,156**	**54**
A.W. Division	0	1	...
Major Group	04	1	...
Division	2 & 3	1	...
Major Group	28	1	...
P. W. Major Group	00	187	16
A.W. Division	0	1	...
P. W. Major Group	03	838	33
A.W. Division	2 & 3	1	...
*P. W. DIVISION	**2 & 3**	**3,971**	**272**
A.W. Division	2 & 3	5	...
Major Group	23	5	...
P. W. Major Group	20	450	58
A.W. Division	2 & 3	3	...
P. W. Major Group	23	1,003	138
A.W. Division	2 & 3	2	...
*P. W. DIVISION	**4**	**900**	**63**
A.W. Division	2 & 3	...	1
Major Group	23	...	1

Principal work / Additional work at Household Industry — Division and Major Group	Males	Females
1	2	3
PONDICHERRY STATE (Concld.)		
URBAN (Concld.)		
P. W. Major Group	40	900	63
A.W. Division	2 & 3	...	1
*P. W. DIVISION	**6**	**4,482**	**467**
A.W. Division	0	2	...
Major Group	04	2	...
Division	2 & 3	5	...
Major Groups	20	1	...
	23	2	...
	26	2	...
P. W. Major Group	64-68	3,917	453
A.W. Divisions	0	2	...
	2 & 3	5	...
*P. W. DIVISION	**8**	**6,971**	**2,890**
A.W. Division	2 & 3	2	20
Major Groups	27	...	3
	33	1	...
	34-35	...	1
	39	1	16
P, W. Major Group	80	2,064	72
A.W. Division	2 & 3	1	...
P. W. Major Group	81	705	410
A.W. Division	2 & 3	...	1
P. W. Major Group	82	503	157
A.W. Division	2 & 3	1	...
P. W. Major Group	88	1,779	1,500
A.W. Division	2 & 3	...	2
P. W. Major Group	89	1,287	629
A.W. Division	2 & 3	...	17
PONDICHERRY AREA TOTAL			
*P. W. DIVISION	**0**	**4,774**	**286**
A.W. Division	0	7	...
Major Group	04	7	...
Division	2 & 3	52	...
Major Groups	20	2	...
	23	48	...
	28	1	...

B-VII—PART-B—Industrial Classification by Sex of Persons Working in Non-Household Industry, Trade, Business, Profession or Service who are also engaged in Household Industry—(Contd.)

Principal work / Additional work at Household Industry — Division and Major Group	Males	Females
1	2	3
PONDICHERRY AREA (Contd.)		
TOTAL (Contd.)		
A. W. Major Group	39	1	...
P. W. Major Group	00	589	65
A. W. Divisions	0	1	...
	2 & 3	1	...
P. W. Major Group	01	300	47
A. W. Division	2 & 3	1	...
P. W. Major Group	02	58	4
A. W. Division	0	4	...
Major Group	04	4	...
P. W. Major Group	03	2,712	12
A. W. Divisions	0	2	...
	2 & 3	50	...
Major Group	23	43	...
*P. W. DIVISION	2 & 3	12,705	1,921
A. W. Division	0	3	...
Major Group	04	3	...
Division	2 &3	16	1
Major Groups	20	1	1
	21	3	...
	23	3	...
	24	1	...
	27	2	...
	28	1	...
	31	1	...
	34—35	2	...
	36	1	...
	37	1	...
P. W. Major Group	20	894	38
A. W. Division	2 & 3	4	...
P. W. Major Group	21	1,025	3
A. W. Divisions	0	3	...
	2 & 3	1	...
P. W. Major Group	23	6,793	1,686
A. W. Division	2 & 3	8	1
P. W. Major Group	27	828	42
A. W. Division	2 & 3	1	...

Principal work / Additional work at Household Industry — Division and Major Group	Males	Females
1	2	3
PONDICHERRY AREA (Contd.)		
TOTAL (Contd.)		
P. W. Major Group	30	229	6
A. W. Division	2 & 3	1	...
P. W. Major Group	*37*	*71*	*22*
A. W. Division	2 & 3	1	...
Major Group	37	1	...
*P. W. DIVISION	4	2,655	158
A. W. Division	0	4	...
Major Group	04	4	...
Division	2 & 3	1	1
Major Groups	23	...	1
	25	1	...
P. W. *Major Group*	*40*	*2,655*	*158*
A. W. Divisions	0	4	...
	2 & 3	1	1
*P. W. DIVISION	6	6,225	2,101
A. W. Division	0	5	1
Major Groups	02	1	...
	04	4	1
Division	2 & 3	10	2
Major Groups	20	2	1
	21	1	...
	23	3	...
	26	2	...
	27	...	1
	28	1	...
	39	1	...
P. W. Major Group	64—68	5,609	2,075
A. W. Divisions	0	5	1
	2 & 3	8	2
P. W. Major Group	69	486	25
A. W. Division	2 & 3	2	...
*P. W. DIVISION	7	2,446	12
A. W. Division	0	2	...
Major Group	04	2	
Division	2 & 3	1	
Major Group	23		

B-VII—PART-B—Industrial Classification by Sex of Persons Working in Non-Household Industry, Trade, Business, Profession or Service who are also engaged in Household Industry.—(Contd.)

Principal work / Additional work at Household Industry — Division and Major Group		Males	Females
1		2	3
PONDICHERRY AREA (Contd.)			
TOTAL (Concld.)			
P.W. Major Group	70—71	2,238	11
A.W. Division	0	1	...
P.W. Major Group	73	203	...
A.W. Divisions	0	1	...
	2 & 3	1	...
*P.W. DIVISION	8	9,269	3,182
A.W. Division	0	3	...
Major Group	04	3	...
Division	2 & 3	3	1
Major Groups	23	1	...
	28	1	...
	30	1	...
	39	...	1
P.W. Major Group	80	2,886	105
A.W. Division	2 & 3	1	...
P.W. Major Group	81	881	459
A.W. Divisions	0	1	...
	2 & 3	1	1
P.W. Major Group	82	674	239
A.W. Division	0	1	...
P.W. Major Group	83	409	96
A.W. Division	2 & 3	1	...
P.W. Major Group	88	2,821	1,785
A.W. Division	0	1	...
RURAL			
P.W. DIVISION	0	4,572	271
A.W. Division	0	7	...
Major Group	04	7	...
Division	2 & 3	52	...
Major Groups	20	2	...
	23	48	...
	28	1	...
	39	1	...
P.W. Major Group	00	480	53
A.W. Divisions	0	1	...
	2 & 3	1	...

Principal work / Additional work at Household Industry — Division and Major Group		Males	Females
1		2	3
PONDICHERRY AREA (Contd.)			
RURAL (Contd.)			
P.W. Major Group	01	298	47
A.W. Division	2 & 3	1	...
P.W. Major Group	02	48	4
A.W. Division	0	4	...
Major Group	04	4	...
P.W. Major Group	03	2,693	11
A.W. Divisions	0	2	...
	2 & 3	50	...
Major Group	23	48	...
*P.W. DIVISION	2 & 3	9,908	1,708
A.W. Division	0	3	...
Major Group	04	3	...
Division	2 & 3	14	1
Major Groups	20	1	1
	21	3	...
	23	1	...
	24	1	...
	27	2	...
	28	1	...
	31	1	...
	34—35	2	...
	36	1	...
	37	1	...
P.W. Major Group	20	693	20
A.W. Division	2 & 3	4	...
P.W. Major Group	21	846	1
A.W. Divisions	0	3	...
	2 & 3	1	...
P.W. Major Group	23	5,804	1,555
A.W. Division	2 & 3	6	1
P.W. Major Group	27	536	10
A.W. Division	2 & 3	1	...
P.W. Major Group	30	118	...
A.W. Division	2 & 3	1	...
P.W. Major Group	37	48	14
A.W. Division	2 & 3	1	...

B-VII—PART-B—Industrial Classification by Sex of Persons Working in Non-Household Industry, Trade, Business, Profession or Service who are also engaged in Household Industry—(Contd.)

Principal work / Additional work at Household Industry — Division and Major Group	Males	Females
1	2	3
PONDICHERRY AREA (Contd.)		
RURAL (Contd.)		
A.W. Major Group	37	1	...
*P.W. DIVISION	4	2,079	151
A.W. Division	0	4	...
Major Group	04	4	...
Division	2 & 3	1	...
Major Group	25	1	...
P.W. Major Group	40	2,079	115
A.W. Divisions	0	4	...
	2 & 3	1	...
*P.W. DIVISION	6	3,582	99
A.W. Division	0	4	1
Major Groups	02	1	...
	04	3	1
Division	2 & 3	6	2
Major Groups	20	2	1
	21	1	...
	23	1	...
	27	...	1
	28	1	...
	39	1	...
P.W. Major Group	64—68	3,313	1,835
A.W. Divisions	0	4	1
	2 & 3	4	2
P.W. Major Group	69	170	18
A.W. Division	2 & 3	2	...
*P.W. DIVISION	7	1,431	7
A.W. Division	0	2	...
Major Group	04	2	...
Division	2 & 3	1	...
Major Group	23	1	...
P.W. Major Group	70—71	1,330	7
A.W. Division	0	1	...
P.W. Major Group	73	100	...
A.W. Divisions	0	1	...
	2 & 3	1	...
*P.W. DIVISION	8	5,217	1,609
A.W. Division	0	3	...
Major Group	04	3	...
Division	2 & 3	3	1
Major Groups	23	1	...
	28	1	...
	30	1	...
	39	...	1
P.W. Major Group	80	1,407	53
A.W. Division	2 & 3	1	...
P.W. Major Group	81	469	147
A.W. Divisions	0	1	...
	2 & 3	1	1
P.W. Major Group	82	319	124
A.W. Division	0	1	...
P.W. Major Group	83	273	15
A.W. Division	2 & 3	1	...
P.W. Major Group	88	1,789	916
A.W. Division	0	1	...
URBAN		
*P.W. DIVISION	2 & 3	2,797	213
A.W. Division	2 & 3	2	...
Major Group	23	2	...
P.W. Major Group	23	989	131
A.W. Division	2 & 3	2	...
*P.W. DIVISION	4	576	43
A.W. Division	2 & 3	...	1
Major Group	23	...	1
P.W. Major Group	40	576	43
A.W. Division	2 & 3	...	1
*P.W. DIVISION	6	2,643	247
A.W Division	0	1	...
Major Group	04	1	...
Division	2 & 3	4	...
Major Group	23	2	...

B-VII—PART-B—Industrial Classification by Sex of Persons Working in Non-Household Industry, Trade, Business, Profession or Service who are also engaged in Household Industry—(Contd.)

Principal work / Additional work at Household Industry — Division and Major Group		Males	Females
1		2	3
PONDICHERRY AREA (Concld.)			
URBAN (Concld.)			
A.W. Major Group	26	2	...
P.W. Major Group	64—68	2,296	240
A.W. Divisions	0	1	...
	2 & 3	4	...
KARIKAL AREA			
TOTAL			
*P. W. DIVISION	**0**	**1,610**	**52**
A. W. Division	2 & 3	78	...
Major Group	23	78	...
P. W. Major Group	03	944	1
A. W. Division	2 & 3	78	...
Major Group	23	78	...
*P. W. DIVISION	**2 & 3**	**1,876**	**80**
A. W. Division	2 & 3	5	...
Major Groups	20	1	...
	23	3	...
	39	1	...
P. W. Major Group	20	392	61
A. W. Division	2 & 3	5	...
*P. W. DIVISION	**6**	**3,139**	**978**
A. W. Division	0	3	49
Major Groups	03	2	49
	04	1	...
Division	2 & 3	9	66
Major Groups	20	2	66
	27	1	...
	28	5	...
	38	1	...
P. W. Major Group	64-68	2,942	976
A.W. Division	0	3	49
Major Group	03	2	49
Division	2 & 3	9	66
Major Group	20	2	66
*P. W. DIVISION	**8**	**3,241**	**820**
A.W. Division	2 & 3	2	...

Principal work / Additional work at Household Industry — Division and Major Group		Males	Females
1		2	3
KARIKAL AREA (Contd.)			
TOTAL (Concld.)			
A.W. Major Groups	28	1	...
	38	1	...
P. W. Major Group	80	620	17
A.W. Division	2 & 3	1	...
P. W. Major Group	86	22	7
A.W. Division	2 & 3	1	...
Major Group	38	1	...
*P. W. DIVISION	**9**	**967**	**207**
A.W. Division	0	1	...
Major Group	03	1	...
P. W. Major Group	90	967	207
A. W. Division	0	1	...
RURAL			
*P. W. DIVISION	**0**	**1,460**	**46**
A.W. Division	2 & 3	78	...
Major Group	23	78	...
P. W. Major Group	03	893	1
A.W. Division	2 & 3	78	...
Major Group	23	78	...
*P. W. DIVISION	**2 & 3**	**975**	**32**
A.W. Division	2 & 3	2	...
Major Groups	20	1	...
	39	1	...
P. W. Major Group	20	203	23
A. W. Division	2 & 3	2	...
*P.W. DIVISION	**6**	**1,734**	**889**
A. W. Division	0	2	49
Major Group	03	2	49
Division	2 & 3	8	66
Major Groups	20	1	66
	27	1	...
	28	5	...
	38	1	...
P.W. Major Group	64—68	1,686	888
A.W. Division	0	2	49

B-VII—PART-B—Industrial Classification by Sex of Persons Working in Non-Household Industry, Trade, Business, Profession or Service who are also engaged in Household Industry—(Concld.)

Principal work / Additional work at Household Industry — Division and Major Group		Males	Females
1		2	3
KARIKAL AREA (Concld.)			
RURAL (Concld.)			
A.W. Major Group	03	2	49
Division	2 & 3	8	66
Major Group	20	1	66
*P.W. DIVISION	**8**	**1,461**	**277**
A.W. Division	2 & 3	2	...
Major Groups	28	1	...
	38	1	...
P.W. Major Group	80	235	4
A.W. Division	2 & 3	1	...
P.W. Major Group	86	12	6
A.W. Division	2 & 3	1	...
Major Group	38	1	...
*P.W. DIVISION	**9**	**967**	**207**
A.W. Division	0	1	...
Major Group	03	1	...
P.W. Major Group	90	967	207
A.W. Division	0	1	...
URBAN			
*P.W. DIVISION	**2 & 3**	**901**	**48**
A.W. Division	2 & 3	3	...
Major Group	23	3	...
P.W. Major Group	20	189	38
A.W. Division	2 & 3	3	...
*P.W. DIVISION	**6**	**1,405**	**89**
A.W. Division	0	1	...
Major Group	04	1	...
Division	2 & 3	1	...
Major Group	20	1	...
P.W. Major Group	64-68	1,256	88
A.W. Divisions	0	1	...
	2 & 3	1	...
Major Group	20	1	...

Principal work / Additional work at Houcehold Industry — Division and Major Group		Males	Females
1		2	3
YANAM AREA			
TOTAL AND URBAN			
*P. W. DIVISION	**0**	**305**	**2**
A.W. Division	0	1	...
Major Group	04	1	...
Division	2 &3	1	...
Major Group	28	1	...
P.W. Major Group	00	9	...
A.W. Division	0	1	...
Major Group	04	1	...
P.W. Major Group	03	296	2
A.W. Division	2 & 3	1	...
*P.W. DIVISION	**8**	**590**	**417**
A.W. Division	2 & 3	2	20
Major Groups	27	...	3
	33	1	...
	34—35	...	1
	39	1	16
P.W. Major Group	80	92	5
A.W. Division	2 & 3	1	...
Major Group	39	1	...
P.W. Major Group	81	55	13
A.W. Division	2 & 3	...	1
Major Group	27	...	1
P.W. Major Group	82	21	3
A.W. Division	2 &3	1	...
Major Group	33	1	...
P.W. Major Group	88	69	57
A.W. Division	2 & 3	...	2
Major Group	27	...	2
P.W. Major Group	89	313	334
A.W. Division	2 & 3	...	17
Major Group	39	...	16

Note: Lines with Nil entries have been omitted in both parts of B—VII Table.

APPENDIX TO TABLE B—VII—PART—B

Note: Where persons having Additional work at Household Industry are less than 1% of the persons having that Major Group as principal work in Non-household Industry have been shown in this Appendix.

Principal work	Additional work	Total		Rural		Urban	
Major Group	Major Group	Males	Females	Males	Females	Males	Females
1	2	3	4	5	6	7	8
		PONDICHERRY STATE					
00	04	2	...	1	...	1	...
	39	1	...	1	...	...	...
01	28	1	...	1	...	...	...
03	04	2	...	2	...	...	...
	20	2	...	2	...	...	...
	28	1	...	...	...	1	...
20	20	1	...	1	...	...	...
	21	3	...	3	...	...	...
	23	3	...	...	...	3	...
	31	1	...	1	...	...	...
	39	1	...	1	...	...	...
21	04	3	...	3	...	...	...
	20	1	...	1	...	...	...
23	20	...	1	...	1	...	...
	23	3	...	1	...	2	...
	24	1	...	1	...	...	...
	27	1	...	1	...	...	...
	28	1	...	1	...	...	...
	34-35	1	...	1	...	...	...
	36	1	...	1	...	...	...
27	27	1	...	1	...	...	...
30	34-35	1	...	1	...	...	...
37	37	1	...	1	...	...	...
40	04	4	...	4	...	...	...
	23	...	1	...	...	...	1
	25	1	...	1	...	...	...
64-68	02	1	...	1	...	...	...
	03	2	49	2	49	...	...
	04	5	1	3	1	2	...
	20	4	67	3	67	1	...
	21	1	...	1	...	...	...
	23	2	...	...	...	2	...
	26	2	...	...	...	2	...
	27	1	1	1	1	...	...
	28	6	...	6	...	...	...
	38	1	...	1	...	...	...

APPENDIX TO TABLE B—VII—PART—B—(Contd.)

Principal work	Additional work	Total		Rural		Urban	
Major Group	Major Group	Males	Females	Male,	Females	Males	Females
1	2	3	4	5	6	7	8
		PONDICHERRY STATE (Concld.)					
69	23	1	...	1	...	...	...
	39	1	...	1	...	...	...
70-71	04	1	...	1	...	...	...
73	04	1	...	1	...	...	...
	23	1	...	1	...	...	...
80	28	1	...	1	...	...	...
	30	1	...	1	...	...	...
	39	1	...	...	...	1	...
81	04	1	...	1	...	...	...
	23	1	...	1	...	...	...
	27	...	1	...	...	...	1
	39	...	1	...	1	...	...
82	04	1	...	1	...	...	...
	33	1	...	...	...	1	...
83	28	1	...	1	...	...	...
86	38	1	...	1	...	...	...
88	04	1	...	1	...	...	...
	27	...	2	...	...	...	2
89	34-35	...	1	...	...	...	1
	39	...	16	...	...	...	16
90	03	1	...	1	...	...	...
		PONDICHERRY AREA					
00	04	1	...	1	...	...	...
	39	1	...	1	...	...	...
01	28	1	...	1	...	...	...
03	04	2	...	2	...	...	...
	20	2	...	2	...	...	...
20	20	3	...	3	...	...	...
	31	1	...	1	...	...	...
21	04	3	...	3	...	...	...
	20	1	...	1	...	...	...
23	20	...	1	...	1	...	...
	23	3	...	1	...	2	...
	24	1	...	1	...	...	...
	27	1	...	1	...	...	...
	28	1	...	1	...	...	...
	34—35	1	...	1	...	...	...
	36	1	...	1	...	...	...

APPENDIX TO TABLE B-VII—PART—B—(Concld.)

Principal work	Additional work	Total		Rural		Urban	
Major Group	Major Group	Males	Females	Males	Females	Males	Females
1	2	3	4	5	6	7	8
		PONDICHERRY AREA (Concld.)					
27	27	1	...	1	...	...	...
30	34—35	1	...	1	...	...	...
40	04	4	...	4	...	...	...
	23	...	1	...	...	...	1
	25	1	...	1	...	...	...
64—68	02	1	...	1	...	...	...
	04	4	1	3	1	1	...
	20	2	1	2	1	...	...
	21	1	...	1	...	...	...
	23	2	...	...	...	2	...
	26	2	...	...	...	2	...
	27	...	1	...	1	...	...
	28	1	...	1	...	...	...
69	23	1	...	1	...	...	...
	39	1	...	1	...	...	...
70—71	04	1	...	1	...	...	...
73	04	1	...	1	...	...	...
	23	1	...	1	...	...	...
80	30	1	...	1	...	...	...
81	04	1	...	1	...	...	...
	23	1	...	1	...	...	...
	39	...	1	...	1	...	...
82	04	1	...	1	...	...	...
83	28	1	...	1	...	...	...
88	04	1	...	1	...	...	...
		KARIKAL AREA					
20	20	1	...	1	...	...	...
	23	3	...	...	...	3	...
	39	1	...	1	...	...	...
64—68	04	1	...	...	...	1	...
	27	1	...	1	...	...	...
	28	5	...	5	...	...	...
	38	1	...	1	...	...	...
80	28	1	...	1	...	...	...
90	03	1	...	1	...	...	...
		YANAM AREA					
03	28	1	...	...	...	1	...
89	34—35	...	1	...	...	...	1

TABLE B-VIII

PARTS A & B

PART-A—

Persons Unemployed Aged 15 and Above classified by Sex, Broad Age-Groups and Educational Levels in Urban Areas Only

PART-B—

Persons Unemployed Aged 15 and Above classified by Sex and Educational Levels in Rural Areas Only

FLY LEAF

This Table and Table B—IX relates exclusively to Non-workers. Table B-VIII has two parts, A and B, giving data on urban and rural areas. Out of the 8 groups of Non-workers, data have been given only for the persons aged 15 and above who belong to two groups of Non-workers only. These are the persons who were never employed before but are seeking employment for the first time and persons employed before but now out of employment and seeking employment. In Part—A, data have been given for each of these groups separately and in Part—B, for these two groups together totally. In both Parts, data have been given for males and females separately classified by educational levels. In Part—A, data have been further classified on the basis of broad age—groups. The educational levels adopted are the same as those in B-III—Parts A and B. Thus in Part—A, the literates have been classified into 7 major educational levels and in Part—B into 3 major educational levels. (Refer Fly leaf to Table B-III) In Part—A which presents data age—groupwise, two sets of age groups have been adopted. In the case of persons once employed but now unemployed and are seeking work, data have been presented for smaller divisions of age groups, namely, 15—19, 20—24, 25—34, 35—44, 45—59 and 60 plus. In the case of persons who are seeking employment for the first time, only 5 age-groups have been adopted. The persons above the age of 35 have been put in one group, but age group 25—34 has been divided into 25—29 and 30—34. Thus the age groups adopted in the case of persons seeking employment for the first time are 15—19, 20—24, 25—29, 30—34 and 35 plus. These smaller age—groups have been adopted as the persons seeking employment for the first time will mostly come under these age-groups. Part—A will provide information on the educated unemployed in different age-groups in urban areas and Part-B on educated unemployed in all the age—groups as a whole in the rural areas.

B-VIII—PART-A—Persons Unemployed Aged 15 and above classified by Sex, Broad

Educational Levels	Total Unemployed			Seeking	
				Total	
	Persons	Males	Females	Males	Females
1	2	3	4	5	6
					PONDICHERRY
Total	**1,172**	**1,125**	**47**	**628**	**37**
Illiterate	122	113	9	60	8
Literate (without educational level)	758	744	14	373	9
Primary or Junior Basic	102	99	3	71	3
Matriculation or Higher Secondary	170	150	20	113	16
Technical Diploma not equal to Degree	4	3	1	1	1
Non-technical Diploma not equal to Degree	...	...	...	...	...
University Degree or Post-graduate Degree other than Technical Degree	13	13	...	8	...
Technical Degree or Diploma equal to Degree or Post-graduate Degree	3	3	...	2	...
Engineering	2	2	...	1	...
Medicine	1	1	...	1	...
Agriculture	...	...	...	...	...
Veterinary and Dairying	...	...	...	...	...
Technology	...	...	...	...	...
Teaching	...	...	...	...	...
Others	...	...	...	...	...
					PONDICHERRY
Total	**702**	**668**	**34**	**365**	**27**
Illiterate	84	75	9	42	8
Literate (without educational level)	439	427	12	216	8
Primary or Junior Basic	71	68	3	45	3
Matriculation or Higher Secondary	93	84	9	55	7
Technical Diploma not equal to Degree	4	3	1	1	1
Non-technical Diploma not equal to Degree	...	...	...	...	...
University Degree or Post-graduate Degree other than Technical Degree	9	9	...	5	...
Technical Degree or Diploma equal to Degree or Post-graduate Degree	2	2	...	1	...
Engineering	1	1	...	...	...
Medicine	1	1	...	1	...
Agriculture	...	...	...	...	...
Veterinary and Dairying	...	...	...	...	...
Technology	...	...	...	...	...
Teaching	...	...	...	...	...
Others	...	...	...	...	...

Age-Groups and Educational Levels in Urban Areas Only

employment for the first time

Age-groups											
15—19		20—24		25—29		30—34		35+		Age not stated	
Males	Females	Males	Females	Males	Females	Males	Females	Males	Females	Males	Females
7	8	9	10	11	12	13	14	15	16	17	18
STATE											
142	**5**	**271**	**21**	**122**	**4**	**40**	**4**	**53**	**3**	...	...
18	...	18	2	9	2	7	1	8	3	...	...
88	...	151	8	72	1	26	...	36	...	...	...
22	1	24	...	16	...	4	2	5	...	...	...
14	4	72	11	20	...	3	1	4	...	...	...
...	...	1	...	...	1	...	...	...	...	...	...
...	...	...	...	...	...	...	...	...	...	...	...
...	...	5	...	3	...	...	...	...	...	...	...
...	...	...	...	2	...	...	...	...	...	...	...
...	...	...	...	1	...	...	...	...	...	...	...
...	...	...	...	1	...	...	...	...	...	...	...
...	...	...	...	...	...	...	...	...	...	...	...
...	...	...	...	...	...	...	...	...	...	...	...
...	...	...	...	...	...	...	...	...	...	...	...
...	...	...	...	...	...	...	...	...	...	...	...
...	...	...	...	...	...	...	...	...	...	...	...
AREA											
85	**3**	**172**	**13**	**57**	**4**	**23**	**4**	**28**	**3**	...	...
12	...	14	2	5	2	7	1	4	3	...	...
53	...	96	7	38	1	11	...	18	...	...	...
11	1	20	...	6	...	3	2	5	...	...	...
9	2	38	4	5	...	2	1	1	...	...	...
...	...	1	...	...	1	...	...	...	...	...	...
...	...	...	...	...	...	...	...	...	...	...	...
...	...	3	...	2	...	...	...	...	...	...	...
...	...	...	...	1	...	...	...	...	...	...	...
...	...	...	...	...	...	...	...	...	...	...	...
...	...	...	...	1	...	...	...	...	...	...	...
...	...	...	...	...	...	...	...	...	...	...	...
...	...	...	...	...	...	...	...	...	...	...	...
...	...	...	...	...	...	...	...	...	...	...	...
...	...	...	...	...	...	...	...	...	...	...	...
...	...	...	...	...	...	...	...	...	...	...	...

B-VIII—PART-A—Persons Unemployed Aged 15 and above Classified by Sex, Broad

Educational Levels	Persons employed before					
	Age-groups					
	Total		15—19		20—24	
	Males	Females	Males	Females	Males	Females
	19	20	21	22	23	24
						PONDICHERRY
Total	**497**	**10**	**37**	...	**69**	**2**
Illiterate	53	1	7	...	7	...
Literate (without educational level)	371	5	21	...	45	...
Primary or Junior Basic	28	...	7	...	8	...
Matriculation or Higher Secondary	37	4	2	...	7	2
Technical Diploma not equal to Degree	2	...	...	...	1	...
Non-technical Diploma not equal to Degree	...	...	...	...	...	...
University Degree or Post-Graduate Degree other than Technical Degree	5	...	...	...	1	...
Technical Degree or Diploma equal to Degree of Post-graduate Degree	1	...	...	...	...	...
Engineering	1	...	...	...	...	...
Medicine	...	...	...	...	...	...
Agriculture	...	...	...	...	...	...
Veterinary and Dairying	...	...	...	...	...	...
Technology	...	...	...	...	...	...
Teaching	...	...	...	...	...	...
Others	...	...	...	...	...	...
						PONDICHERRY
Total	**303**	**7**	**22**	...	**44**	...
Illiterate	33	1	4	...	3	...
Literate (without educational level)	211	4	9	...	26	...
Primary or Junior Basic	23	...	7	...	7	...
Matriculation or Higher Secondary	29	2	2	...	6	...
Technical Diploma not equal to Degree	2	...	...	...	1	...
Non-technical Diploma not equal to Degree	...	...	...	...	...	...
University Degree or Post-graduate Degree other than Technical Degree	4	...	...	...	1	...
Technical Degree or Diploma equal to Degree or Post-graduate Degree	1	...	...	...	...	...
Engineering	1	...	...	...	...	...
Medicine	...	...	...	...	...	...
Agriculture	...	...	...	...	...	...
Veterinary and Dairying	...	...	...	...	...	...
Technology	...	...	...	...	...	...
Teaching	...	...	...	...	...	...
Others	...	...	...	...	...	...

Age-Groups and Educational Levels in Urban Areas Only—(Contd.)

but now out of employment & seeking work

Age-groups									
25—34		35—44		45—59		60+		Age not stated	
Males	Females	Males	Females	Males	Females	Males	Females	Males	Females
25	26	27	28	29	30	31	32	33	34
STATE (concld.)									
153	**2**	**117**	**2**	**93**	**4**	**28**	...	...	...
10	...	14	1	7	...	8	...	...	...
116	...	93	1	78	4	18	...	...	...
7	...	3	...	3	...	...	...	...	...
16	2	7	...	4	...	1	...	...	...
1	...	...	...	...	...	...	...	...	...
...	...	...	...	...	...	...	...	...	...
3	...	...	...	...	...	1	...	...	...
...	...	...	...	1	...	...	...	...	...
...	...	...	...	1	...	...	...	...	...
...	...	...	...	...	...	...	...	...	...
...	...	...	...	...	...	...	...	...	...
...	...	...	...	...	...	...	...	...	...
...	...	...	...	...	...	...	...	...	...
...	...	...	...	...	...	...	...	...	...
...	...	...	...	...	...	...	...	...	...
AREA (concld.)									
90	**2**	**57**	**1**	**69**	**4**	**21**	...	...	...
6	...	7	1	7	...	6	...	...	...
66	...	42	...	55	4	13	...	...	...
5	...	2	...	2	...	...	...	...	...
10	2	6	...	4	...	1	...	...	...
1	...	...	...	...	...	...	...	...	...
...	...	...	...	...	...	...	...	...	...
2	...	...	...	...	...	1	...	...	...
...	...	...	...	1	...	...	...	...	...
...	...	...	...	1	...	...	...	...	...
...	...	...	...	...	...	...	...	...	...
...	...	...	...	...	...	...	...	...	...
...	...	...	...	...	...	...	...	...	...
...	...	...	...	...	...	...	...	...	...
...	...	...	...	...	...	...	...	...	...

B-VIII—PART-A—Persons Unemployed Aged 15 and above classified by Sex, Broad

Educational Levels	Total Unemployed			Seeking	
				Total	
	Persons	Males	Females	Males	Females
1	2	3	4	5	6
					KARIKAL
Total	**316**	**313**	**3**	**171**	**2**
Illiterate	32	32	...	15	...
Literate (without educational level)	244	243	1	123	...
Primary or Junior Basic	11	11	...	10	...
Matriculation or Higher Secondary	27	25	2	22	2
Technical Diploma not equal to Degree	1	1	...	1	...
Non-technical Diploma not equal to Degree	...	...	...	...	...
University Degree or Post-graduate Degree other than Technical Degree	1	1	...	...	...
Technical Degree or Diploma equal to Degree or Post-graduate Degree	...	...	...	...	...
Engineering	...	...	...	...	...
Medicine	...	...	...	...	...
Agriculture	...	...	...	...	...
Veterinary and Dairying	...	...	...	...	...
Technology	...	...	...	...	...
Teaching	...	...	...	...	...
Others	...	...	...	...	...
					MAHE
Total	**138**	**128**	**10**	**79**	**8**
Illiterate	5	5	...	3	...
Literate (without educational level)	75	74	1	34	1
Primary or Junior Basic	16	16	...	13	...
Matriculation or Higher Secondary	41	32	9	28	7
Technical Diploma not equal to Degree	...	...	...	...	...
Non-technical Diploma not equal to Degree	...	...	...	...	...
University Degree or Post-graduate Degree other than Technical Degree	1	1	...	1	...
Technical Degree or Diploma equal to Degree or Post-graduate Degree	...	...	...	...	...
Engineering	...	...	...	...	...
Medicine	...	...	...	...	...
Agriculture	...	...	...	...	...
Veterinary and Dairying	...	...	...	...	...
Technology	...	...	...	...	...
Teaching	...	...	...	...	...
Others	...	...	...	...	...

Age—Groups and Educational Levels in Urban Areas Only—(Contd.)

employment for the first time											
Age-groups											
15—19		20—24		25—29		30—34		35+		Age not stated	
Males	Females	Males	Females	Males	Females	Males	Females	Males	Females	Males	Females
7	8	9	10	11	12	13	14	15	16	17	18
AREA											
35	**2**	**66**	...	**41**	...	**12**	...	**17**	...	...	...
4	...	4	...	3	...	...	...	4	...	...	...
25	...	47	...	27	...	12	...	12	...	...	...
3	...	1	...	6	...	...	...	...	...	...	...
3	2	14	...	4	...	...	...	1	...	...	...
...	...	...	...	1	...	...	...	...	...	...	...
...	...	...	...	...	...	...	...	...	...	...	...
...	...	...	...	...	...	...	...	...	...	...	...
...	...	...	...	...	...	...	...	...	...	...	...
...	...	...	...	...	...	...	...	...	...	...	...
...	...	...	...	...	...	...	...	...	...	...	...
...	...	...	...	...	...	...	...	...	...	...	...
...	...	...	...	...	...	...	...	...	...	...	...
...	...	...	...	...	...	...	...	...	...	...	...
AREA											
20	...	**29**	**8**	**18**	...	**5**	...	**7**	...	...	...
2	...	...	...	1	...	...	...	...	...	...	...
10	...	8	1	7	...	3	...	6	...	...	...
8	...	3	...	1	...	1	...	...	...	...	...
...	...	18	7	8	...	1	...	1	...	...	...
...	...	...	...	...	...	...	...	...	...	...	...
...	...	...	...	...	...	...	...	...	...	...	...
...	...	...	...	1	...	...	...	...	...	...	...
...	...	...	...	...	...	...	...	...	...	...	...
...	...	...	...	...	...	...	...	...	...	...	...
...	...	...	...	...	...	...	...	...	...	...	...
...	...	...	...	...	...	...	...	...	...	...	...
...	...	...	...	...	...	...	...	...	...	...	...
...	...	...	...	...	...	...	...	...	...	...	...

B-VIII—PART-A—Persons Unemployed Aged 15 and above classified by Sex, Broad

Educational Levels	Persons employed before					
	Age-groups					
	Total		15—19		20—24	
	Males	Females	Males	Females	Males	Females
	19	20	21	22	23	24
						KARIKAL
Total	**142**	**1**	**15**	...	**24**	...
Illiterate	17	...	3	...	4	...
Literate (Without educational level)	120	1	12	...	18	...
Primary or Junior Basic	1	...	...	...	1	...
Matriculation or Higher Secondary	3	...	...	...	1	...
Technical Diploma not equal to Degree	...	...	...	...	...	...
Non-technical Diploma not equal to Degree	...	...	...	...	...	...
University Degree or Post-graduate Degree other than Technical Degree	1	...	...	...	...	...
Technical Degree or Diploma equal to Degree or Post-graduate Degree	...	...	...	...	...	...
Engineering	...	...	...	...	...	...
Medicine	...	...	...	...	...	...
Agriculture	...	...	...	...	...	...
Veterinary and Dairying	...	...	...	...	...	...
Technology	...	...	...	...	...	...
Teaching	...	...	...	...	...	...
Others	...	...	...	...	...	...
						MAHE
Total	**49**	**2**	...	...	**1**	**2**
Illiterate	2	...	...	...	...	...
Literate (without educational level)	40	...	...	...	1	...
Primary or Junior Basic	3	...	...	...	...	...
Matriculation or Higher Secondary	4	2	...	...	...	2
Technical Diploma not equal to Degree	...	...	...	...	...	...
Non-technical Diploma not equal to Degree	...	...	...	...	...	...
University Degree or Post-graduate Degree other than Technical Degree	...	...	...	...	...	...
Technical Degree or Diploma equal to Degree or Post-graduate Degree	...	...	...	...	...	...
Engineering	...	...	...	...	...	...
Medicine	...	...	...	...	...	...
Agriculture	...	...	...	...	...	...
Veterinary and Dairying	...	...	...	...	...	...
Technology	...	...	...	...	...	...
Teaching	...	...	...	...	...	...
Others	...	...	...	...	...	...

Age-Groups and Educational Levels in Urban Areas Only—(Contd.)

but now out of employment & seeking work

Age-groups									
25—34		35—44		45—59		60+		Age not stated	
Males	Females	Males	Females	Males	Females	Males	Females	Males	Females
25	26	27	28	29	30	31	32	33	34
AREA (Concld.)									
45	...	**44**	**1**	**14**	...	...	...	...	...
4	...	6	...	...	...	...	...	...	...
38	...	38	1	14	...	...	...	...	...
...	...	...	...	...	...	...	...	...	...
2	...	...	...	...	...	...	...	...	...
...	...	...	...	...	...	...	...	...	...
...	...	...	...	...	...	...	...	...	...
1	...	...	...	...	...	...	...	...	...
...	...	...	...	...	...	...	...	...	...
...	...	...	...	...	...	...	...	...	...
...	...	...	...	...	...	...	...	...	...
...	...	...	...	...	...	...	...	...	...
...	...	...	...	...	...	...	...	...	...
...	...	...	...	...	...	...	...	...	...
...	...	...	...	...	...	...	...	...	...
...	...	...	...	...	...	...	...	...	...
AREA (Concld.)									
16	...	**16**	...	**10**	...	**6**	...	...	...
...	...	1	...	...	...	1	...	...	...
12	...	13	...	9	...	5	...	...	...
1	...	1	...	1	...	...	...	...	...
3	...	1	...	...	...	...	...	...	...
...	...	...	...	...	...	...	...	...	...
...	...	...	...	...	...	...	...	...	...
...	...	...	...	...	...	...	...	...	...
...	...	...	...	...	...	...	...	...	...
...	...	...	...	...	...	...	...	...	...
...	...	...	...	...	...	...	...	...	...
...	...	...	...	...	...	...	...	...	...
...	...	...	...	...	...	...	...	...	...
...	...	...	...	...	...	...	...	...	...

B-VIII—PART-A—Persons Unemployed Aged 15 and above classified by Sex, Broad

Educational Levels	Total Unemployed			Seeking	
				*Total	
	Persons	Males	Females	Males	Females
1	2	3	4	5	6
					YANAM
Total	**16**	**16**	...	**13**	...
Illiterate	1	1	...	...	...
Literate (without educational level)	...	...	...	...	...
Primary or Junior Basic	4	4	...	3	...
Matriculation or Higher Secondary	9	9	...	8	...
Technical Diploma not equal to Degree	...	...	...	...	...
Non-technical Diploma not equal to Degree	...	...	...	...	...
University Degree or Post-graduate Degree other than Technical Degree	2	2	...	2	...
Technical Degree or Diploma equal to Degree or Post-graduate Degree	...	...	...	...	...
Engineering	...	...	...	...	...
Medicine	...	...	...	...	...
Agriculture	...	...	...	...	...
Veterinary and Dairying	...	...	...	...	...
Technology	...	...	...	...	...
Teaching	...	...	...	...	...
Others	...	...	...	...	...

Age-Groups and Educational Levels in Urban Areas Only—(Contd.)

employment for the first time											
Age-groups											
15—19		20—24		25—29		30—34		35+		Age not stated	
Males	Females	Males	Females	Males	Females	Males	Females	Males	Females	Males	Females
7	8	9	13	11	12	13	14	15	16	17	18
AREA											
2	...	4	...	6	...	...	...	1	...	...	...
...	...	...	...	...	...	...	...	...	...	...	...
...	...	...	...	...	...	...	...	...	...	...	...
...	...	...	...	3	...	...	...	...	...	...	...
2	...	2	...	3	...	...	...	1	...	...	...
...	...	...	...	...	...	...	...	...	...	...	...
...	...	...	...	...	...	...	...	...	...	...	...
...	...	2	...	...	...	...	...	...	...	...	...
...	...	...	...	...	...	...	...	...	...	...	...
...	...	...	...	...	...	...	...	...	...	...	...
...	...	...	...	...	...	...	...	...	...	...	...
...	...	...	...	...	...	...	...	...	...	...	...
...	...	...	...	...	...	...	...	...	...	...	...
...	...	...	...	...	...	...	...	...	...	...	...
...	...	...	...	...	...	...	...	...	...	...	...

B-VIII—PART-A—Persons Unemployed Aged 15 and above classified by Sex, Broad

Educational Levels	Persons employed before					
			Age-groups			
	Total		15—19		20—24	
	Males	Females	Males	Females	Males	Females
	19	20	21	22	23	24
						YANAM
Total	3	...	...	...	...	...
Illiterate	1	...	...	...	...	...
Literate (without educational level)	...	...	...	...	...	...
Primary or Junior Basic	1	...	...	...	...	...
Matriculation or Higher Secondary	1	...	...	...	...	...
Technical Diploma not equal to Degree	...	...	...	...	...	...
Non-technical Diploma not equal to Degree	...	...	...	...	...	...
University Degree or Post-graduate Degree other than Technical Degree	...	...	...	...	...	...
Technical Degree or Diploma equal to Degree or Post-graduate Degree	...	...	...	...	...	...
Engineering	...	...	...	...	...	...
Medicine	...	...	...	...	...	...
Agriculture	...	...	...	...	...	...
Veterinary and Dairying	...	...	...	...	...	...
Technology	...	...	...	...	...	...
Teaching	...	...	...	...	...	...
Others	...	...	...	...	...	...

Age-Groups and Educational Levels in Urban Areas Only—(Concld.)

but now out of employment & Seeking work									
Age-groups									
25—34		35—44		45—59		60+		Age not stated	
Males	Females	Males	Females	Males	Females	Males	Females	Males	Females
25	26	27	28	29	30	31	32	33	34
AREA (Concld.)									
2	...	...	...	...	...	1	...	...	...
...	...	...	...	...	...	1	...	...	...
...	...	...	...	...	...	...	...	...	...
1	...	...	...	...	...	...	...	...	...
1	...	...	...	...	...	...	...	...	...
...	...	...	...	...	...	...	...	...	...
...	...	...	...	...	...	...	...	...	...
...	...	...	...	...	...	...	...	...	...
...	...	...	...	...	...	...	...	...	...
...	...	...	...	...	...	...	...	...	...
...	...	...	...	...	...	...	...	...	...
...	...	...	...	...	...	...	...	...	...
...	...	...	...	...	...	...	...	...	...
...	...	...	...	...	...	...	...	...	...
...	...	...	...	...	...	...	...	...	...

B-VIII—PART-B—Persons Unemployed Aged 15 and above by Sex and Educational Levels in Rural Areas Only

State/Area	Rural Unemployed by Educational Levels														
	Total Unemployed			Illiterate			Literate (without educational level)			Primary or Junior Basic			Matriculation and above		
	Persons	Males	Females	Persons	Males	Females	Persons	Males	Females	Persons	Males	Females	Persons	Males	Females
1	2	3	4	5	6	7	8	9	10	11	12	13	14	15	16
PONDICHERRY STATE	2,150	2,112	38	514	497	17	1,132	1,125	7	274	272	2	230	218	12
PONDICHERRY AREA	1,627	1,596	31	479	462	17	866	859	7	177	176	1	105	99	6
KARIKAL AREA	371	370	1	26	26	...	236	236	...	31	31	...	78	77	1
MAHE AREA	152	146	6	9	9	...	30	30	...	66	65	1	47	42	5

N.B.—The figures for Yanam area have not been givenas the whole of Yanam is treated as Urban.

TABLE B - IX

Persons Not at Work Classified by Sex, Broad Age-Groups and Type of Activity

FLY LEAF

This table presents Non-workers classified into 8 groups separately for males, and females for total, rural, and urban. The data have been further classified by age groups, the age groups adopted being the same as in Table BI, BII, and BVI, i.e. 0-14, 15-34, 35-59 60+. The population has been divided into two broad groups of workers and Non-workers. Persons who are not engaged in any productive work are classified as Non-workers. They are not active in the sense that they do not do any productive work. These non-workers have been further divided into 8 groups as follows :

1. Full time students
2. Household duties
3. Dependents, Infants and Disabled
4. Retired, Rentier or Independent means
5. Beggar, vagrants etc.
6. Inmates of Institutions
7. Persons seeking employment for the first time
8. Unemployed but seeking work

Full time students who do not attend to any work like household industry or help the family workers in any productive work belong to the first group of Non-workers. Persons engaged in unpaid household duties and housewives and adult women who do not do any productive work or participate in family cultivation, household industry, trade or business, whether for payment or not are treated under group 2. It will be seen that even males have been recorded under this group. Males who do some odd job or other for the family like going to the market or to the shop have been included in this group. In Census definition, no distinction has been made between the sexes as far as household duties are concerned.

The third group of non-workers are the Dependents, Infants and Disabled. Any person who depends on others for their clothing, food and shelter including an infant or a child not attending school, any person permanently disabled from work because of illness, accident or old age is included in this group. It does not, however, include unemployed persons in search of employment. The fourth group of non-workers-Retired, Rentier or Independent means-consists of retired persons who have not been reemployed, persons living on agriculture or Non-agricultural royalty, rent or dividend receivers which does not necessitate their working. Beggar, vagrant or independent women who cannot indicate any source of income and others who have unspecified and unmentioned sources of existence constitute the fifth group of non-workers, viz. Beggars and Vagrants. Inmates of Institutions form the sixth group. Convicts in jail who are undergoing sentence, patients in mental institutions and inmates of charitable institutions come under this group. An under-trial prisoner will not be classified as a non-worker if he has been doing any productive work before his arrest. Even if he is a non-worker before the arrest, he will be classified only under the particular group of non-worker to which he will belong before his arrest, and will not fall under the group of Inmates of Institutions. Unemployed persons form the seventh and eighth groups of non-workers. The seventh group consists of persons seeking employment for the first time. The eighth group consists of persons employed before but unemployed at the time of enumeration and are in search of some work.

B-IX—Persons Not at Work Classified by Sex, Broad

State/Area	Total Rural Urban	Age-group	Total Non-working Population		
			Persons	Males	Females
1	2	3	4	5	6
PONDICHERRY STATE	Total	Total	**230,709**	**82,252**	**148,457**
		0—14	129,907	64,171	65,736
		15—34	53,947	10,029	43,918
		35—59	32,018	3,710	28,308
		60+	14,781	4,323	10,458
		A. N. S.	56	19	37
	Rural	Total	**167,944**	**60,015**	**107,929**
		0—14	99,187	49,059	50,128
		15—34	36,924	6,181	30,743
		35—59	21,638	2,011	19,627
		60+	10,156	2,753	7,403
		A. N. S.	39	11	28
	Urban	Total	62,765	**22,237**	**40,528**
		0—14	30,720	15,112	15,608
		15—34	17,023	3,848	13,175
		35—59	10,380	1,699	8,681
		60+	4,625	1,570	3,055
		A. N. S.	17	8	9
PONDICHERRY AREA	Total	Total	**158,099**	56,981	**101,118**
		0—14	90,260	44,578	45,682
		15—34	36,283	6,749	29,534
		35—59	21,283	2,581	18,702
		60+	10,222	3,054	7,168
		A. N. S.	51	19	32
	Rural	Total	**121,663**	**43,812**	**77,851**
		0—14	72,851	36,083	36,768
		15—34	26,318	4,361	21,957
		35—59	15,103	1,377	13,726
		60+	7,357	1,980	5,377
		A. N. S.	34	11	23
	Urban	Total	**36,436**	13,169	**23,267**
		0—14	17,409	8,495	8,914
		15—34	9,965	2,388	7,577
		35—59	6,180	1,204	4,976
		60+	2,865	1,074	1,791
		A. N. S.	17	8	9

Age—Groups and Type of Activity

Full time Students		Household Duties		Dependents, Infants & Disabled	
Males	Females	Males	Females	Males	Females
7	8	9	10	11	12
29,186	**16,531**	**700**	**81,135**	**43,548**	**47,680**
24,058	15,141	254	7,801	39,542	42,733
5,123	1,388	220	41,293	1,610	907
3	1	147	26,078	845	1,137
2	...	79	5,958	1,532	2,873
...	1	...	5	19	30
19,805	**9,460**	**543**	**58,749**	**34,451**	**37,951**
16,801	9,075	224	6,571	31,788	34,437
3,004	383	164	29,711	1,054	500
...	1	108	18,311	493	773
...	...	47	4,151	1,105	2,219
...	1	...	5	11	22
9,381	**7,071**	**157**	**22,386**	**9,097**	**9,729**
7,257	6,066	30	1,230	7,754	8,296
2,119	1,005	56	11,582	556	407
3	...	39	7,767	352	364
2	...	32	1,807	427	654
...	...	...	...	8	8
19,326	**10,659**	**439**	**54,583**	**31,010**	**33,887**
15,920	9,671	183	5,497	28,230	30,474
3,401	988	129	27,725	1,123	605
3	...	80	17,248	590	785
2	...	47	4,111	1,048	1,994
...	...	...	2	19	29
13,777	**6,144**	**319**	**41,990**	**25,923**	**28,463**
11,661	5,890	167	4,879	24,058	25,969
2,116	254	86	21,293	748	310
...	...	45	12,824	324	530
...	...	21	2,992	782	1,633
...	...	...	2	11	21
5,549	**4,515**	**120**	**12,593**	**5,087**	**5,424**
4,259	3,781	16	618	4,172	4,505
1,285	734	43	6,432	375	295
3	...	35	4,424	266	255
2	...	26	1,119	266	361
...	...	...	...	8	8

B-IX—Persons Not at Work Classified by Sex, Broad

State/Area	Total Rural Urban	Age-group	Retired, Rentier or Independent means		Beggar, Vagrants, etc.	
			Males	Females	Males	Females
			13	14	15	16
PONDICHERRY STATE	Total	Total	**4,369**	**2,386**	**585**	**474**
		0—14	11	5	59	49
		15—34	122	71	138	122
		35—59	1,776	829	232	179
		60+	2,460	1,481	156	123
		A. N. S.	...	...	...	1
	Rural	Total	**2,508**	**1,411**	**331**	**260**
		0—14	11	5	39	34
		15—34	117	34	81	67
		35—59	917	409	129	101
		60+	1,463	963	82	58
		A. N. S.	...	...	...	...
	Urban	Total	**1,861**	**975**	**254**	**214**
		0—14	...	...	20	15
		15—34	5	37	57	55
		35—59	859	420	103	78
		60+	997	518	74	65
		A. N.S.	...	...	...	1
PONDICHERRY AREA	Total	Total	**3,134**	**1,477**	**309**	**293**
		0—14	10	2	39	32
		15—34	20	16	76	88
		35—59	1,297	497	115	93
		60+	1,807	962	79	79
		A. N. S.	...	...	...	1
	Rural	Total	**1,786**	**995**	**179**	**168**
		0—14	10	2	23	22
		15—34	20	14	49	45
		35—59	665	282	62	58
		60+	1,091	697	45	43
		A. N. S.	...	...	...	...
	Urban	Total	**1,348**	**482**	**130**	**125**
		0—14	...	...	16	10
		15—34	...	2	27	43
		35—59	632	215	53	35
		60+	716	265	34	36
		A. N. S.	...	...	...	1

Age-Groups and Type of Activity—(Contd)

Inmates of Institutions		Persons seeking employment for the first time		Unemployed but seeking work	
Males	Females	Males	Females	Males	Females
17	18	19	20	21	22
385	**161**	**2,179**	**50**	**1,300**	**40**
5	2	200	...	42	5
252	72	1,840	46	724	19
112	69	137	3	458	12
16	18	2	1	76	4
...	...	...	...	...	...
70	**55**	**1,506**	**13**	**801**	**30**
1	1	155	...	40	5
31	21	1,265	12	465	15
32	26	84	...	248	6
6	7	2	1	48	4
...	...	...	...	...	...
315	**106**	**673**	**37**	**499**	**10**
4	1	45	...	2	...
221	51	575	34	259	4
80	43	53	3	210	6
10	11	...	...	28	...
...	...	...	...	...	...
306	**149**	**1,516**	**34**	**941**	**36**
3	1	154	...	39	5
196	66	1,258	30	546	16
92	65	102	3	302	11
15	17	2	1	54	4
...	...	...	...	...	...
69	**55**	**1,123**	**7**	**636**	**29**
1	1	126	...	37	5
31	21	921	6	390	14
31	26	74	...	176	6
6	7	2	1	33	4
...	...	...	...	...	...
237	**94**	**393**	**27**	**305**	**7**
2	...	28	...	2	...
165	45	337	24	156	2
61	39	28	3	126	5
9	10	...	...	21	...
...	...	...	...	...	...

B–IX—Persons Not at Work Classified by Sex, Broad

State/Area	Total Rural Urban	Age-group	Total Non-working Population		
			Persons	Males	Females
1	2	3	4	5	6
KARIKAL AREA	Total	Total	**53,765**	**18,501**	**35,264**
		0—14	29,351	14,487	14,864
		15—34	13,034	2,271	10,763
		35—59	8,029	858	7,171
		60+	3,347	885	2,462
		A. N. S.	4	...	4
	Rural	Total	**37,602**	**13,054**	**24,548**
		0—14	21,583	10,613	10,970
		15—34	8,535	1,370	7,165
		35—59	5,273	500	4,773
		60+	2,207	571	1,636
		A. N. S.	4	...	4
	Urban	Total	**16,163**	**5,447**	**10,716**
		0—14	7,768	3,874	3,894
		15—34	4,499	901	3,598
		35—59	2,756	358	2,398
		60+	1,140	314	826
		A. N. S.	...	...	...
MAHE AREA	Total	Total	**14,614**	**5,251**	**9,363**
		0—14	7,735	3,873	3,862
		15—34	3,692	824	2,868
		35—59	2,203	224	1,979
		60+	983	330	653
		A. N. S.	1	...	1
	Rural	Total	8,679	**3,149**	**5,530**
		0—14	4,753	2,363	2,390
		15—34	2,071	450	1,621
		35—59	1,262	134	1,128
		60+	592	202	390
		A. N. S.	1	...	1
	Urban	Total	**5,935**	**2,102**	**3,833**
		0—14	2,982	1,510	1,472
		15—34	1,621	374	1,247
		35—59	941	90	851
		60+	391	128	263
		A. N. S.	...	...	...
YANAM AREA		Total	**4,231**	**1,519**	**2,712**
	Total	0—14	2,561	1,233	1,328
	and	15—34	938	185	753
	Urban	35—59	503	47	456
		60+	229	54	175
		A. N. S.	...	...	...

Age-Groups and Type of Activity—(Contd.)

Fulltime Students		Household Duties		Dependents, Infants & Disabled	
Males	Females	Males	Females	Males	Females
7	8	9	10	11	12
6,755	**3,410**	**261**	**20,311**	**9,440**	**10,574**
5,600	3,260	71	1,975	8,768	9,608
1,155	149	91	10,369	286	160
...	1	67	6,591	132	232
...	...	32	1,373	254	573
...	...	...	3	...	1
4,530	**2,084**	**224**	**13,891**	**7,126**	**8,093**
3,866	2,035	57	1,527	6,650	7,393
664	48	78	6,954	188	122
...	1	63	4,465	92	154
...	...	26	942	196	423
...	...	...	3	...	1
2,225	**1,326**	**37**	**6,420**	**2,314**	**2,481**
1,734	1,225	14	448	2,118	2,215
491	101	13	3,415	98	38
...	...	4	2,126	40	78
...	...	6	431	58	150
...	...	...	...	...	...
2,577	**2,137**	...	**5,062**	**2,220**	**2,085**
2,124	1,905	...	272	1,731	1,685
453	231	...	2,533	169	83
...	...	...	1,846	111	101
...	...	...	411	209	216
...	1	...	...	...	...
1,498	**1,232**	...	**2,868**	**1,402**	**1,395**
1,274	1,150	...	165	1,080	1,075
224	81	...	1,464	118	68
...	...	...	1,022	77	89
...	...	...	217	127	163
...	1	...	...	...	...
1,079	**905**	...	**2,194**	**818**	**690**
850	755	...	107	651	610
229	150	...	1,069	51	15
...	...	...	824	34	12
...	...	...	194	82	53
...	...	...	...	...	...
528	**325**	...	**1,179**	**878**	**1,134**
414	305	...	57	813	966
114	20	...	666	32	59
...	...	...	393	12	19
...	...	...	63	21	90
...	...	...	...	...	...

B-IX—Persons Not at Work Classified by Sex, Broad

State/Area	Total Rural Urban	Age-group	Retired, Rentier or Independent means		Beggar, Vagrants, etc.	
			Males	Females	Males	Females
			13	14	15	16
KARIKAL AREA	Total	Total	**1,039**	**806**	**232**	**152**
		0—14	1	3	15	17
		15—34	95	46	52	31
		35—59	415	273	98	72
		60+	528	484	67	32
		A. N. S.	...	...	...	...
	Rural	Total	**634**	**395**	**146**	**84**
		0—14	1	3	15	12
		15—34	95	18	32	22
		35—59	229	114	63	39
		60+	309	260	36	11
		A. N. S.	...	...	...	...
	Urban	Total	**405**	**411**	**86**	**68**
		0—14	...	...	...	5
		15—34	...	28	20	9
		35—59	186	159	35	33
		60+	219	224	31	21
		A. N. S.	...	...	...	...
MAHE AREA	Total	Total	**145**	**48**	**17**	**13**
		0—14	...	...	1	...
		15—34	5	3	2	1
		35—59	42	25	8	6
		60+	98	20	6	6
		A. N. S.	...	...	...	...
	Rural	Total	**88**	**21**	**6**	**8**
		0—14	...	...	1	...
		15—34	2	2	...	...
		35—59	23	13	4	4
		60+	63	6	1	4
		A. N. S.	...	...	...	...
	Urban	Total	**57**	**27**	**11**	**5**
		0—14	...	...	...	...
		15—34	3	1	2	1
		35—59	19	12	4	2
		60+	35	14	5	2
		A. N. S.	...	...	...	...
YANAM AREA	Total and Urban	Total	**51**	**55**	**27**	**16**
		0—14	...	...	4	...
		15—34	2	6	8	2
		35—59	22	34	11	8
		60+	27	15	4	6
		A. N. S.	...	...	...	...

Age-Groups and Type of Activity—(Concld.)

Inmates of Institutions		Persons seeking employment for the first time		Unemployed but seeking work	
Males	Females	Males	Females	Males	Females
17	18	19	20	21	22
59	**7**	**482**	**3**	**233**	**1**
...	1	30	...	2	...
41	**5**	**427**	**3**	**124**	...
18	1	**25**	...	103	1
...	...	...	...	4	...
...	...	...	...	...	...
...	...	**303**	**1**	**91**	...
...	...	**22**	...	2	...
...	...	273	1	40	...
...	...	8	...	45	...
...	...	...	...	4	...
...	...	...	...	...	...
59	**7**	**179**	**2**	**142**	**1**
...	1	8	...	...	...
41	**5**	154	**2**	84	...
18	1	17	...	58	**1**
...	...	...	...	...	...
...	...	...	...	...	...
1	**2**	**168**	**13**	**123**	**3**
...	...	16	...	1	...
...	1	143	13	52	3
1	1	9	...	53	...
...	...	...	...	17	...
...	...	...	...	...	...
1	...	**80**	**5**	**74**	1
...	...	7	...	**1**	...
...	...	71	5	35	1
1	...	2	...	27	...
...	...	...	...	11	...
...	...	...	...	...	...
...	**2**	**88**	**8**	**49**	**2**
...	...	9	...	...	...
...	1	72	8	17	2
...	1	7	...	26	...
...	...	...	...	6	...
...	...	...	...	...	...
19	**3**	**13**	...	**3**	...
2	...	...	...	...	...
15	...	12	...	2	...
1	2	1	...	...	...
1	1	...	...	1	...
...	...	...	...	...	...

LIST OF AGENTS FOR THE SALE OF GOVERNMENT OF INDIA PUBLICATIONS

(as on 17 February 1964.)

AGARTALA—

Laxmi Bhandar Books & Scientific Sales (Rest.)

AGRA—

1. National Book House, Jeoni Mandi. (Reg.)
2. Wadhawa & Co., 45. Civil Lines. (Reg.)
3. Banwari Lal Jain, Publishers, Moti Katra (Rest.)
4. English Book Depot, Sadar Bazar, Agra Cantt. (Rest.)

AHMADNAGAR—V. T. Jorakar, Prop. Rama General Stores, Navi Path. (Rest.)

AHMEDABAD—

1. Balgovind Kuber Dass & Co., Gandhi Road. (Reg.)
2. Chandra Kant Chiman Lal Vora, Gandhi Road. (Reg.)
3. New Order Book Co., Ellis Bridge (Reg.)
4. Mahajan Bros., Opp. Khadia Police Gate. (Rest.)
5. Sastu Kitab Ghar, Near Relel Talkies, Patthar Kuva, Relief Road. (Reg.)

AJMER—

1. Book-Land, 663, Madar Gate. (Reg.)
2. Rajputana Book House, Station Road (Reg.)
3. Law Book House, 271, Hathi Bhata (Reg.)
4. Vijay Bros., Kutchery Road (Rest.)
5. Krishna Bros., Kntchery Road. (Rest.)

ALIGARH—Friends, Book House, Muslim University Market. (Reg.)

ALLAHABAD—

1. Superintendent, Printing & Stationery, U. P.
2. Kitabistan, 17-A, Kamala Nehru Road. (Reg.)
3. Law Book Co., Sardar Patel Marg, P. Box 4. (Reg.)
4. Ram Narain Lal Beni Modho, 2-A, Katra Road. (Reg.)
5. University Book Co., 20, M.G. Road. (Reg.)
6. The University Book Agency (of Lahore), Elgin Road. (Reg.)
7. Wadhwa & Co., 23, M.G. Marg. (Rest.)
8. Bharat Law House, 15, Mahatma Gandhi Marg. (Rest.)
9. Ram Narain Lal Beni Prashad, 2-A Katra Road. (Rest.)

AMBALA—

1. English Book Depot, Ambala Cantt. (Reg.)
2. Seth Law House, 8719, Railway Road. Ambala Cantt. (Rest.)

AMRITSAR—

1. The Law Book Agency, G.T. Road, Putligarh. (Reg.)
2. S. Gupta, Agent, Government Publications, Near P.O. Majith Mandi. (Reg.)
3. Amar Nath & Sons, Near P.O. Majith Mandi (Reg.)

ANAND—

1. Vijaya Stores, Station Road. (Rest.)
2. Charto Book Stall, Tulsi Sadan, Stn. Road. (Rest.)

ASANSOL—

D.N. Roy & R.K. Roy, Booksellers, Atwal Building (Rest.)

BANGALORE—

1. The Bangalore Legal Practitioner Co-op. Society Ltd., Bar Association Building. (Reg.)
2. S.S. Book Emporium, 118, Mount Joy Road. (Reg.)
3. The Bangalore Press, Lake View, Mysore Road, P.O. Box 507 (Reg.)
4. The Standard Book Depot, Avenue Road. (Reg)
5. Vichara Sahitya Private Ltd., Balepet. (Reg.)
6. Makkala Pustaka Press, Balamandira, Gandhinagar. (Reg.)
7. Maruthi Book Depot, Avenue Road. (Rest.)
8. International Book House P. Ltd., 4-F, Mahatma Gandhi Road. (Reg.)
9. Navakarnataka Pubns. Private Ltd., Majestic Circle. (Rest.)

BAREILLY—

Agarwal Brothers, Bara Bazar. (Reg.)

BARODA—

1. Shri Chandrakant Mohan Lal Shah, Raopura. (Rest.)
2. Good Companions Booksellers, Publishers & Sub-Agent. (Rest.)
3. New Medical Book House, 540, Madan Zampa Road. (Rest.)

BEAWAR—

The Secretary, S.D. College, Co-operative Stores Ltd. (Rest.)

BELGHARIA—

Granthlok Antiquarian Booksellers & Publishers (24-Pargans), 5/1, Amlica Mukherjee Road. (Reg.)

BHAGALPUR—

paper Stationery Stores, D.N. Singh Road. (Reg.)

BHOPAL—

1. Superintendent, State Government Press.
2. Lyall Book Depot, Mohd., Din Bldg., Sultania Road. (Reg.)

Delite Books, Opp. Bhopal Talkies. (Rest.)

BHUBANESWAR—

Ekamra Vidyabhaban, Eastern Tower, Room No. 3. (Rest.)

BIJAPUR—

Shri D.V. Deshpande, Recognised Law Booksellers, Prop. Vinod Book Dept, Near Shiralshetti Chowk. (Rest.)

BIKANER—

Bhandani Bros. (Rest.)

BILASPUR—

Sharma Book Stall, Sadar Bazar. (Rest.)

BOMBAY—

1. Superintendent, Printing and Stationery, Queens Road.
2. Charles Lambert and Co., 101, Mahatma Gandhi Road. ((Reg.)
3. Co-operator's Book Depot, 5/32, Ahmed Sailor Building, Dadar. (Reg.)
4. Current Book House, Maruti Lane, Raghunath Dadaji Street. (Reg.)
5. Current Technical Literature Co. P. Ltd., India House, 1st Floor. (Reg.)
6. International Book House Ltd., 9 Ash Lane, M.G. Road. (Reg.)
7. Lakkami Book Depot, Girgaum. (Reg.)
8. Elpees Agencies, 24, Bhangwadi, Kalbadevi. (Reg.)
9. P.P.H. Book Stall, 190-B, Khetwadi Main Road. (Reg.)
10. New Book Co., 188-190, Dr. Dadabhai Naoroji Road. (Reg.)
11. Popular Book Depot, Lamington Road. (Reg.)
12. Sunder Das Gian Chand, 601, Girgaum Road, Near Princes Street. (Reg.)
13. D.B. Taraporewala Sons and Co., (P) Ltd., 210, Dr. Dadabhai Naoroji, Road. (Reg.)
14. Thacker and Co., Rampart Row (Reg.)
15. N.M. Tripathi Private Ltd., Princess Street. (Reg.)
16. The Kothari Book Depot, King Edward Road. (Reg.)
17. P H. Rama Krishna and Sons, 147, Rajaram Bhuvan, Shivaji Park Road, No. 5. (Rest.)
18. C. Jamnadas and Co., Booksellers, 146-C, Princess Street. (Reg.)
19. Indo Nath and Co., A-6 Daula Nagar Borivli (Reg.)
20. Minerva Book Shop, Shop No. 1/80, N. Subhas Road. (Reg.)
21. Academic Book Co., Association Building, Girgaum Road. (Rest.)
22. Dominion Publishers, 23, Bell Building, Sir P.M. Road. (Rest.)
23. Bombay National History Society, 91, Walkeshwar Road. (Rest.)
24. Dowamadeo and Co., 16, Naziria Building, Ballard Estate. (Rest.)
25. Asian Trading Co., 310, the Miraball, P.B. 1505. (Rest.)

CALCUTTA—

1. Chatterjee and Co., 3/1, Bacharam Chatterjee Lane. (Reg)
2. Dass Gupta and Co., Ltd., 54/3, College Street. (Reg.)
3. Hindu Library, 69-A, Bolaram De Street. (Reg.)
4. S.K. Lahiri and Co., Private Ltd., College St. (Reg.)
5. M.C. Sarkar and Sons Private Ltd., 14, Bankim Cahtterjee Street. (Reg.)
6. W. Newman and Co., Ltd., 3, Old Court House St. (Reg.)
7. Oxford Book and Stationery Co., 17, Park Street. (Reg.)
8. R. Chambray and Co., Ltd., Kent House, P. 33, Mission Road Extension. (Reg.)
9. S. C. Sarkar and Sons Private Ltd., I. C. College Sguare (Reg.)
10. Thacker Spink and Co. (1933) P. Ltd., 3, Esplanade East. (Reg.)
11. Firma K. L. Mukhopadhaya, 6/1A, Ban chhaRam Akrar Lane. (Reg.)
12. K. K. Roy, P. Box. No. 10210, Calcutta-19. (Rest.)
13. Sm. P.D. Upadhyay, 77, Muktaram Babu Street. (Rest)
14. Universal Book Depot, 8/2, Hastings Street, (Rest.)
15. Modern Book Depot, 9, Chowrinhee Centre. (Rest.)
16. Soor and Co., 125, Canning Street. (Reg.)
17. S. Bnattacharjee, 49, Dharamtala Street. (Rest.)
18. Mukherjee Library, 10, Sarba Khan Road. (Reg.)
19. Current Literature Co., 20°. Mahatma Gandhi Road. (Reg.)
20. The Book Depository, 4 1, Madan Street (1st Floor) (Rest.)
21. Scientific Book Agency, Netaji Subhas Road. (Rest.)
22. Reliance Trading Co., 17/1, Banku Bihari Ghose Lane, District Howrah. (Rest.)
23. Indian Book Dist. Co., 6512, Mahatma Gandhi Road. (Rest.)

CALICUT—

Touring Book Stall (Rest.)

CHANDIGARH—

1. Superintendent, Government Printing and Stationary, Punjab (Reg.)
2. Jain Law Agency, Flat No. 8, Sector No. 22 (Reg.)
3. Rama News Agency, Bookseller, Sector No. 22 (Reg.)
4. Universal Book Store, Booth, 25, Sector 22-D. (Reg.)
5. English Book Shop, 24, Sector 22-D (Rest.)
6. Mehta Bros., 15-Z, Sector 22 B (Rest.)
7. Tandan Book Depot, Shopping Centre, Sector 16 (Rest.)
8. Kailash Law Publishers, Sector 22 B (Rest.)

CHHINDWARA—

Thr Verma Book Depot. (Rest.)

COCHIN—

Saraswat Corporation Ltd., Palliarakav Road. (Reg.)

CUTTACK—

1. Press Officer Orissa Sectt. (Reg.)
2. Cuttack Law Times (Reg.)
3. Prabhat K. Mahapatra Mangalabag, P. B. 35 (Reg.)
4. D. P. Sur & Sons, Mangalabag. (Rest.)
5. Utkal Stores, Balu Bazar. (Rest.)

DEHRA DUN—

1. Jugal Kishore & Co., Rajpur Road. (Reg.)
2. National News Agency, Paltan Bazar (Reg.)
3. Biskan Singh and Mahendra Pal Singh, 318, Chukhuwala. (Reg.)
4. Utam Pustak Bhandar, Paltan Bazar. (Rest.)

DELHI—

1. J. M. Jaina & Brother, Mori Gate. (Reg.)
2. Atma Ram & Sons, Kashere Gate (Reg.)
3. Federal Law Book Depot, Kashmere Gate. (Reg.)
4. Bahri Bros., 188, Lajpat Rai Market. (Reg.)
5. Bawa Harikishan Dass Bedi (Vijaya General Agencies) P. B. 2027, Ahata Kedara, Chamalian Road. (Reg.)
6. Book-Well, 4, Sant Narankari Colony, P. B. 1565 (Reg)
7. Imperial Publishing Co., 3, Faiz Bazar. Daryaganj (Reg.)
8. Metropolition Book Co., 1, Faiz Bazar. Flat No. 8. (Reg.)

DELHI—(Contd.)

9. Publication Centre, Subzimandi (Reg.)
10. Youngman & Co., Nai Sarak
11. Indian Army Book Depot, 3, Daryaganj (Reg.)
12. All Indian Educational Supply Co., Shri Ram Buildings, Jawahar Nagar. ((Rest.)
13. Dhanwant Medical & Law Book House, 1522, Lajpat Rai Market.
14. University Book House, 15, U. B. Bangalore Road, Jawahar Nagar. (Rest.)
15. Law Literature House, 2946, Balimaran (Rest.)
16. Summer Brothers, P.O. Birla Lines. (Rest.)
17. Universal Book & Stationery Co., 16, Netaji Subhah Marg. (Reg.)
18. B. Nath & Bros., 3,808 Charkhaoalan (Chowri Bazar) (Rest)
19. Kajkamal Prakashan P. Ltd., 1, Faiz Bazar. (Reg.)
20. Premier Book Co., Printers, Publishers & Booksellers, Nai Sarak. (Rest.)
21. Universal Book Traders, 80, Gokhale Market. (Reg.)
22. Tech. & Commercial Book Coy., 75, Gokhale Market. (Rest.)
23. Saini Law Publishing Co. 1416, Chabiganj, Kashmere Gate. (Rest.)
24. G. M. Ahuja, Booksellers & Stationers, 309, Nehru Bazar. (Rest.)
25. Sat Narain & Sons, 3141, Mohd. Ali Bazar, Mori Gate. (Reg.)
26. Kitab Mahal (Wholesale Div.) P. Ltd., 28, Faiz Bazar. (Reg.)
27. Hindu Sahitya Sansar, Fai Sarak (Reg.)
28. Munshi Ram Manohar Lal, Oriental Booksellers & Publishers, P. B. 1165, Nai Sarak (Rest.)
29. K. L. Seth, Suppliers of Law, Commercial Tech. Books, Shanti Nagar, Ganeshpura. (Rest.)
30. Adarsh Publishing Service, 5 A/10, Ansari Road (Rest.)

DHANBAD—

1. Ismag Co-operative Stores Ltd., P. O. Indian School of Mines (Reg.)
2. New Sketch Press, Post Box 26 (Rest)

DHARWAR—

1. The Agricultural College Consumers Co-op. Society. (Rest.)
2. Rame hraya Book Depot, Subhas Road, (Rest.)
3. Karnataka Sahitya Mandira of Publishers and Booksellers.

ERNAKULAM—

1. Pai & Co., Cloth Bazar Road. (Rest.)
2. South India Traerds C/o Constitutional Journal (Reg.)

FEROZEPUR—

English Book Depot, 78. Jhoke Road (Reg.)

GAUHATI—

Mokshada Pustakalaya (Reg.)

GAYA—

Sahitya Sadan, Gauta Budha Marg. (Reg.)

GHAZIABAD—

Jayana Book Agency (Rest.)

GORAKHPUR—

Vishma Vidyalaya Prakashan, Nakhes Road. (Reg.)

GUDUR—

The General Manager, The N. D. C. Publishing & Printing Society Ltd. (Rest.)

GUNTUR—

Book Lovers Private Ltd., Kadiluda, Chowrasta (Reg.)

GWALIOR—

1. Superintendent, Printing & Stationery, M.B.
2. Loyal Book Depot, Patankar Bazar, Laskhar. (Reg.)
3. M. C. Deftari, Prop. M. B. Jain Bros., & Booksellers Sarafa, Laskhar (Rest.)

HUBLI—

Pervaje's Book House, Koppikar Road (Reg.)

HYDERABAD—

1. Director, Government Press
2. The Swaraj Book Depot. Lakdikapul (Reg.)
3. Book Lovers Private Ltd. (Rest.)
4. Labour Law Publications, 873, Sultan Bazar. (Rest.)

IMPHAL—

Tikendra & Sons, Bookseller (Rest.)

INDORE—

1. Wadhawa & Co., 56, M. G. Road. (Reg.)
2. Swarup Brothers Khajuri Bazar. (Rest.)
3. Madhya Pradesh Book Centre, 41, Ahilya Pura (Rest.)
4. Modern Book House, Shiv Vilas Palace (Rest,)
5. Navyug Sahitya Sadan, Publishers & Booksellers, 10, Khajuri Bazar. (Rest.)

JABALPUR—

1. Modern Book House, 286, Jawaharganj. (Reg.)
2. National Book House, 135, Jai Prakash Narain Marg. (Reg.)

JAIPUR—

1. Government Printing and Stationery Department, Rajasthan.
2. Bharat Law House, Booksellers & Publishers, Opp. Prem Prakash Cinema. (Reg.)
3. Grag Book Co., Tripolia Bazar. (Reg.)
4. Vani Mandir, Sawai Mansingh Highway (Reg.)
5. Kalyan Mal & Sons, Tripolia Bazar. (Rest.)
6. Popular Book Depot, Chaura Rasta. (Reg.)
7. Krishna Book Depot, Chaura Rasta. (Rest.)
8. Dominion Law Depot, Shah Building, P. B. No 23.

JAMNAGAR—

Swabesh Vrstu Bhandar

JAMSHEDPUR—

1. Amar Kitab Ghar, Diagonal Road, P. B. 78. (Reg.)
2. Gupta Stores, Dhatkidih. (Reg.)
3. Sanyal Bros., Booksellers & News Agents, Bistapur Market. (Rest.)

JAWALPUR—

Sanyog Book Depot. (Rest.)

JHUNJHUNU—

1. Shashi Kumar Sarat Chand. (Rest.)
2. Kapram Prakashan Prasaran, 1 90, Nambha Niwas Azad Marg. (Reg.)

JODHPUR—
1. Dwarka Das Rathi, Wholesale Books and News Agents. (Reg.)
2. Kitab Ghar, Sojati Gate. (Reg.)
3. Choppra Brothers, Tripolia Bazar. (Reg.)

JULLUNDUR—
1. Hazooria Bros., Mai Hiran Gate. (Rest.)
2. Jain General House, Bazar Bansanwala. (Reg.)
3. University Publishers, Railway Road. (Rest.)

KANPUR—
1. Advani & Co., P. Box. 100, The Mall. (Reg.)
2. Sahitya Niketan, Shradhanand Pa.k. (Reg.)
3. The Universal Book Stall, The Mall. (Reg.)
4. Raj Corporation, Raj House P. B. 200, Chow (Rest.)

KARUR—
Shri V. Nagaraj Rao, 26, Srinivasapuram. (Rest.)

KODARMA—
The Bhagwati Press P. O. Jhumri Tilaiya, Dt. Hazaribagh. (Reg.)

KOLHAPUR—
Maharashtra Granth Bhandar, Mahadwar Road. (Rest)

KOTA—
Kota Book Depot. (Rest.)
S. V. Kamat, Booksellers & Stationers (N. Kanara.) (Reg.)

LUCKNOW—
1. Soochna Sahitya Depot (State Book Depot).
2. Balkrishna Book Co. Ltd., Hazratganj. (Reg.)
3. British Book Depot, 84, Hazratganj. (Reg.)
4. Ram Advani, Hazratganj, P.B. 154. (Reg.)
5. Universal Publishers (P.) Ltd., Hazratganj. (Reg.)
6. Eastern Book Co., Lalbagh Road. (Reg.)
7. Civil & Military Educational Stores, 106/B, Sadar Bazar. (Ret..)
8. Acquarium Supply Co., 213, Faizabad Road (Res.)
9. Law Book Mart, Amin-Ud-Daula Park. (Rest.)

LUDHIANA—
1. Lyall Book Depot, Chaura Bazar. (Reg.)
2. Mohindra Brothers, Katcheri Road (Rest.)
3. Nanda Stationery Bhandar, Pusatk Bazar. (Rest.)
4. The Pharmacy, New Pindi Street. (Rest.)

MADRAS—
1. Superintendent, Govrnment Press, Mount Road.
2. Account Test Institute, P. O. 760, Egmore. (Reg.)
3. C. Subbiah Chetty Co., Triplicane. (Reg.)
4. K. Krishnamurthy, Post Box. 384. (Reg.)
5. Presidency Book Supplies, 8 Pycrofts Road, Triplicane. (Reg.)
6. P. Vardhachary & Co., Linghi Chetty Street. (Reg.)
7. Palani Parchuram, 3, Pycrofts, Road Tirplicane. (Reg.)
8. NCBH Private Ltd., 199, Mount Road. (Rest.)
9. V. Sadanad, The Personal Bookshop, 10, Congress Building, 111, Mount Road. (Rest.)

MADURAI—
1. Oriental Book House, 253, West Masi Street (Reg.)
2. Vivekananda Press, 48, West Masi Street. (Reg.)

MANDYA SUGAR TOWN—
K. N. Narimhe Gowa & Sons. (Rest.)

MANGALORE—
U. R. Shenoye Sons, Car Street, P. Box. 128. (Reg.)

MANJESHWAR—
Mulenda Krishna Nayak. (Rest.)

MATHURA—
Rath & Co., Tilohi Building Bengali Ghat (Rest.)

MEERUT—
1. Prakash Educational Store, Subhas Bazar. (Reg.)
2. Hind Chitra Press, West Kutchary Road. (Reg.)
3. Loyal Book Depot, Chhipi Tank (Reg.)
4. Bharat Educational Stores, Chhipi Tank. (Rest.)
5. Universal Book Depot, Book sellers & News Agents. (Rest.)

MONGHYR—
Anusandhan, Minerva Press Building. (Rest.)

MUSSOORIE—
1. Cambridge Book Depot, The Mal. (Rest.)
2. Hind Traders. (Rest.)

MUZAFFARANAGAR—
1. Mittal & Co., 85—C, New Mandi. (Rest.)
2. B. S. Jain & Co., 71, Abupuro. (Rest.)

MUZAFFARPUR—
1. Scientific & Edueational Supply Syndicate. (Reg.)
2. Legal Corner, Tikmanio House, Amgola Road. (Rest.)
3. Tirhut Book Depot. (Rest.)

MYSORE—
1. H. Venkataramiah & Sons, New Statue Circle (Reg.)
2. Peoples Book House, Opp. Jagan Mohan Palaee. (Reg.)
3. Geeta Book House, Booksellers & Publishers Krishnamurthipuram. (Rest.)
4. New Paper House, Lansdowne Building. (Rest.)
5. Indian Mercentile Corporation, Toy Palace Ramvilas. (Rest.)

NADIAD—
R. S. Desay, Station Road. (Rest.)

NAGPUR—
1. Superintendent, Government Press & Book Depot.
2. Western Book Depot, Residency Road. (Reg.)
3. The Assistant Secretary, Mineral Industry Association, Mineral House. (Rest.)

NAINITAL—
Coural Book Depot, Bara Bazar. (Rest.)

NANDED—
1. Book Centre, College Law General Books, Station Road. (Rest,)
2. Hindustan General Stores, Paper & Stationery Merchants P. B. No. 51. (Rest.)
3. Sanjoy Book Agency, Vazirabad. (Rest.)

NEW DELHI—
1. Amrit Book Co , Connaugot Circus (Reg.)
2. Bhawani & Sons, 8. F, Connaught Place. (Reg.)
3. Central News Agency, 23/90, Connaught Circus. (Reg.)
4. Empire Book Depot, 278, Aliganj. (Reg.)
5. English Book Stores, 7—, Connaught Circus P. O. B. 328. (Reg.)
6. Faqir Chand & Sons, 15—A, Khan Market. (Reg.)
7 Jain Book Agency, C—9, Prem House, Connaught Place. (Reg.)
8 Oxford Book & Stationery Co., Scindia House. (Reg.)
9 Ram Krishna & Sons (of Lahore) 16/B, Connaught Place. (Reg.)

NEW DELHI—(Contd.)

10. Sikh Publishing House, 7-C, Connaught Place (Reg.)
11. Suneja Book Centre, 24/90, Connaught Circus. (Reg.)
12. United Book Agency, 31, Municipal Market, Connaught Circus. (Reg.)
13. Jayana Book Depot, Chhaparwala Kuan, Karol Bagh.
14. Navayug Traders, Desh Bandhu Gupta Road, Dev Nagar. (Reg.)
15. Saraswati Book Depot, 15, Lady Harding Road. (Reg.)
16. The Secretary, Indian Met. Society, Lodi Road. (Reg.)
17. New Book Depot, Latest Books, Periodicals, Sty. & Novelles, P. B. 96, Connaught Place. (Reg.)
18. Mehra Brothers, 50—G, Kalkaji. (Reg.)
19. Luxmi Book Stores, 42, Janpath. (Rest.)
20. Hindi Book House, 82 Janpath (Rest)
21. People Publishing House (P.) Ltd., Rani Jhansi Road. (Reg.)
22. R.K. Publishers, 23, Beadon Pura, Karol Bagh. (Rest.)
23. Sharma Brothers., 17 New Market, Moti Nagar. (Reg.)
24. Aapki Dukan, 5/5777, Dev Nagar. (Rest.)
25. Sarvodaya Service, 66—1, Rohtak Road, P. B. 2521. (Rest.)
26. H. Chandson, P.B. No. 3034. (Rest.)
27. The Secretary, Federation of Association of Small Industry of India, 23—B/2, Rohtak Road. (Rest.)
28. Standard Booksellers & Stationers, Palam Enclave. (Rest.)
29. Lakshmi Book Depot, 57, Regarpura. (Rest.)
30. Sant Ram Booksellers, 16, New Municipal Market Lody Colony. (Rest.)

PANJIM—

1. Singhals Book House, P.O.B. 70, Near the Church. (Rest.)
2. Sagoon Gaydev Dhoud, Booksellers, 5—7, Rua, 3 Ide Jameria. (Rest.)

PATHANKOT—

The Krishna Book Depot, Main Bazar, (Rest.)

PATIALA—

1. Superintendent, Bhupendra State Press.
2. Jain & Co., 17, Shah Nashin Bazar. (Reg.)

PATNA—

1. Superintendent, Government Printing (Bihar)
2. J.N.P. Agarwal & Co., Padri—Ki—Haveli Raghunath Bhawan. (Reg)
3. Luxmi Trading Co., Padri—Ki—Haveli. (Reg.)
4. Moti Lal Banarsi Dass, Bankipore. (Reg.)
5. Bengal Law House Chowhatta (Rest.)

PITHORAGARH—

Manirm Panetha & Sons. (Rest,)

PONDICHERRY—

M/s. Honesety Book House, 9, Rue Duplix. (R.)

POONA—

1. Deccan Book Stall, Deccan Gymkhana (Reg.)
2. Imperial Book Depot, 266, M. G. Road. (Reg.)
3. International Book Service, Deccan Gymkhana (Reg.)
4. Raka Book Agency, Opp. Natu's Chawl, Near Appa Balwant Chowk (Reg.)
5. Utility Book Depot, 1339, Shivaji Nagar. (Rest.)

PUDUKOTTAI—

Shri P. N. Swaminathan Sivam & Co., East Main Road. (Rest.)

RAJKOT—

Mohan Lal Dossabhai Shah, Booksellers and Sub-Agents. (Reg.)

RANCHI—

1. Crown Book Depot, Upper Bazar. (Reg.)
2. Pustak Mahal, Upper Bazar. (Rest.)

REWA—

Superintendent, Government State Emporium V. P.

ROURKELA—

The Rourkela Review. (Rest.)

SAHARANPUR—

Chandra Bharata Pustak Bhandar, Court Road. (Rest.)

SECUNDERABAD—

Hindustan Diary Publishers, Market Street. (Reg.)

SILCHAR—

Shri Nishitto Sen Nazirpatti (Rest.)

SIMLA—

1. Superintendent, Himachal Pradesh Government.
2. Minerva Book shop, The Mall (Reg.)
3. The New Book Depot, 79, The Mall (Reg.)

SINNAR—

Shri N. N. Jakhadi, Agent, Times of India, Sinnar (Nasik) (Rest.)

SHILLONG—

1. The Officer-in Charge, Assam Government B.D.
2. Chapla Bookstall, P. B. No. 1 (Rest.)

SONEPAT—

1. United Book Agency (Reg.)

SRINAGAR—

1. The Kashmir Bookshop, Residency Road. (Reg.)

SURAT—

1. Shri Gajanan Pustakalaya, Tower Road (Reg.)

TIRUCHIRAPALLI—

1. Kalpana Publishers, Woriur (Reg.)
2. S. Krishnaswami & Co., 35, Subbash Chander Bose Road. (Reg.)
3. Palaniappa Bros. (Rest.)

TRIVANDRUM—

1. International Book Depot, Main Road. (Reg.)
2. Reddear Press & Book Depot, P.B. No. 4 (Rest.)

TUTICORIN—

1. Sri K. Thiagarajan, 10-C, French Chapal Road. (Rest.)

UDAIPUR—

1. Jagdish & Co., Indside Surajpole (Rest.)
2. Book Centre Maharana, Bhopal Consumers, Co-op. Society Ltd. (Reg.)

UJJAIN—

Manak Chand Book Depot, Sati Gate. (Rest.)

VARANASI—

1. Students, Friends & Co., Lanka (Rest.)
   Chowkhamba Sanskrit Series Office, Gopal
2. Mandir Road., P.B. 8. (Reg.)
3. Globe Book Centre. (Rest.)
4. Kohinoor Stores, University Road, Lanka (Reg.)
5. B.H.U. Book Depot (Rest.)

VELLORE—

A. Venkatasubhan, Law Booksellers. (Reg)

VIJAYAWADA—

The Book & Review Centre, Eluru Road, Governpet. (Rest.)

VISAKHAPATNAM—

1. Gupta Brothers, Vizia Building (Reg.)
2. Book Centre, 11/97, Main Road. (Reg.)
3. The Secretary Andhra University, General Co-op. Stores Ltd. (Rest.)

VIZIANAGARAM—

Sarda & Co., (Rest.

WARDHA—

Swarajeya Bhandar, Bhorji Market. (Reg.)

For Local Sale

1. Government of India Kitab Mahal, Janpath, Opp. India Coffee House, New Delhi.
2. Government of India Book Depot, 8, Hastings Street, Calcutta.
3. High Commissioner for India in London, India House, London, W. C. 2.

Railway Bookstall Holders

1. S/S. A. H. Wheeler & Co., 65, Elgin Road, Allahabad.
2. Gahlot Bros., K. E. M. Road, Bikaner.
3. Higginbothams & Co. Ltd., Mount Road, Madras.
4. M. Gulab Singh & Sons Private Ltd. Mathura Road, New Delhi.

Foreign

1. S/S. Education Enterprise Private Ltd., Kathumnndu, (Nepal).
2. S/S. Aktie Bologat, C. E. Fritzes Kuagl, Hovobok-handel, Fredsgation-2, Box 1656. Stoekholm-I6(Sweden
3. Reise-und Verkehrsverlag Stuttgart, Post 730, Gutenbergstra 21, Stuttgart No 11245, Stuttiart den (Germany West)
4. Shri Iswar Subramanyam 452, Reversite Driv Apt. 6, New York, 27 NWY.
5. The Proprietor, Book Ceatre, Lakshmi Mansons, 49, The Mall, Lahore (Fakistan)

On S. and R. Basis

1. The Head Clerk, Govt. Book Depot, Ahmedabad.
2. The Asstt. Director, Extension Centre, Kapileswar Road,Belgaum.
3. The Employment Officer, Employment Exchange, Dhar.
4. The Asstt. Director, Footwear Extension Centre, Polo Ground No, 1, Jodhpur,
5. The O.I/C., Extension Centre, Club Road, Muzaffarpur.
6. The Director. Indian Bureau of Mines, Govt. of India, Ministry of Mines & Fuel, Nagpur.
7. The Asstt. Director, Industrial Extenion Centre, Nadiad (Gujarat).
8. The Head Clerk, Photozincographic Press, 5, Finance Road, Poona.
9. Governmment Printing and Stationery, Rajkot.
10. The O. I/C. Extension Centre, Industrial Estate, Kokar Ranchi.
11. The Director, S.I.S.I. Industrial Extension Centre, Udhna, Surat.
12. The Registrar of Companies, Narayani Building. 27. Erabourne Road, Calcutta-1.
13. The Registrar of Companies, Cerala, 50 Feet Road, Ernakulam.
14. The Registrar of Companies, H. No. 3—5—83 Hyderguad, Hyderabad.
15. The Registrar of Companies, Assam, Manipur and Tripura, Shillong.
16. Registrar of Companies, Sunlight Insurance Building, Ajmeri Gate Extension, New Delhi.
17. Registrar of Companies, Punjab and Himachal Pradesh, Link Road, Julundur City.
18. Registrar of Companies, Bihar, Jamal Road, Patna-1.
19. Registrar of Companies, Raj & Ajmer Shri Kamta Prasad House, 1st Floor, 'C' Scheme. Ashok Marg. Jaipur.
20. The Registrar of Companies, Andhra Bank Building, 6, Linghi Chetty Street, P.B. 1530, Madras.
21. The Registrar of Companies, Mahatma Gandhi Road, West Cott. Building P,B. 334, Kanpur.
22. The Registrar of Companies, Everest 100, Marine Drive, Bombay.
23. The Registrar of Companies, 162, Brigade Road, Bangloie.
24. The Registrar of Companies, Gwalior.
25. Asstt. Director, Extension Centre, Bhuli Road, Dhanbad.
26. Registrar of Companies, Orissa, Cuttack Chandi, Cuttack.
27. The Registrar of Companies, Gujarat State, Gujarat Samachar Building, Ahmedabad.
28. Publication Division, Sale Depot, North Block, New Delhi.
92. The Development Commissioner, Small Scale Industries, New Delhi.
30. The O. I/C., University Employment Bureau, Lucknow.
31. O. I/C., S.I.S.I. Extension Centre, Malda.
32. O. I/C., S.I.S.I. Extension Centre, Habra, Tabaluria, 24 Parganas.
33. O. I/C., S.I.S.I. Model Carpentry Workshop, Piyali Nagar, P.O. Burnipur.
34. O. I/C. S.I.S.I. Chromanning Extension Centre, Tangra 33, North Topsia Road, Calcutta-46.
35. O. I/C., S.I.S.I. Extension Centre (Footwear), Calcutta.
36. Asstt, Director, Extension Centre, Hyderabad.
37. Asstt. Director, Extension Centre, Krishna Distt. (A.P.)
38. Employment Officer, Employment Exchange, Jhabua.
39. Dy. Director Incharge, S.I.SI. C/o, Chief Civil Admn, Goa, Panjim.
40. The Registrar of Trade Unions, Kanpur.
41. The Employment Officer, Employment Exchange, Gopal Bhavan, Mornia.
42. The O. I/C., State Information Centre, Hyderabed.
43. The Registrar of Companies, Pondicherry.
44. The Assistant Director of Publicity and Information, Vidhana Saudha (P.B. 271) Bangalore.

ERRATA

Page No.	Column No.	For	Read
136	Sixth Line	In Concerned	Is Concerned
138	19 and 20 Heading	V In Construction	VI In Construction
165	Para 2. Sixth Line	Dight	Digit
180	Minor Group 812	Gruop	Group
197	11 and 12 Heading	Famlily Worker	Family Worker
206	Note Second Line	Asterish	Asterisk
224	5	1	12
257	Minor Group 367	Categeories	Categories
259	Family	503	053
301	Family 139	Porprietors	Proprietors
348	Division 2	Diivsion	Division
401	Family 100	Adminsitrators	Administrators